



Community Based Care: Hardee, Highlands & Polk Counties

CBC Performance and Quality Improvement Meeting
Data for Week Ended Sunday, February 19, 2023

Video Conference Meeting

Wednesday, February 22, 2023 at 9 a.m.

Conference Call: 866-607-2795
Participant Number: 830 755 402#



Community Based Care Lead Agency Scorecard

FY 22-23, 2nd Quarter: October 01, 2022 to December 31, 2022

CBC Lead Agency Scorecard Performance Table	Safety				Permanency				Well-Being			
Measures	1. Rate of Abuse per 100,000 days while in foster care.	2. Percent of children who are not neglected or abused during in-home services.	3. Children who are not neglected or abused after closure of services.	4. Children under supervision who are seen every 30 days.	5. Children exiting foster care to a permanent home within 12 months of entering care.	6. Children achieving permanency in 12 months for children in foster care 12 to 23 months.	7. Children who do not re-enter foster care within 12 months of moving to a permanent home.	8. Children's placement moves per 1,000 days in foster care.	9. Children in out-of-home care who have received medical services in the last 12 months.	10. Children in out-of-home care who received dental services within the last 7 months.	11. Young adults in foster care at age 18 that have completed or are enrolled in secondary education.	12. Children placed with all of their siblings who are in out of home care.
Standard	8.5	95.0%	95.0%	99.5%	40.5%	43.6%	91.7%	4.12	95.0%	95.0%	80.0%	65.0%
Reporting Period	10/01/21 - 09/30/22	10/01/21 - 09/30/22	04/01/21 - 03/31/22	01/01/22 to 12/31/22	01/01/21 to 12/31/21	01/01/22	01/01/20 to 12/31/20	01/01/22 to 12/31/22	12/31/22	12/31/22	01/01/22 to 12/31/22	12/31/22
Brevard Family Partnership	6.90	95.0%	96.5%	99.8%	32.4%	50.5%	94.5%	3.52	96.0%	84.2%	88.8%	60.0%
ChildNet-Broward	9.38	96.2%	95.8%	99.6%	30.5%	53.8%	83.5%	3.60	96.5%	81.5%	83.3%	64.4%
ChildNet-Palm Beach	10.86	96.4%	96.9%	99.7%	34.2%	58.6%	93.7%	3.15	96.0%	88.0%	53.0%	57.2%
Childrens Network of SW Florida	4.49	97.8%	96.9%	99.9%	33.0%	58.6%	95.6%	5.39	97.3%	92.3%	84.0%	60.3%
Childrens Network-Hillsborough	7.19	95.9%	97.3%	97.4%	27.3%	27.9%	91.0%	8.00	83.3%	59.6%	54.2%	58.2%
Citrus Health Network	2.74	96.6%	99.1%	99.6%	25.5%	44.2%	92.4%	3.24	98.0%	97.4%	97.3%	60.2%
Communities Connected for Kids	8.91	94.5%	96.6%	99.7%	43.7%	62.9%	89.9%	3.39	96.5%	91.0%	84.6%	62.8%
Community Partnership for Children	8.28	94.1%	97.3%	99.4%	25.8%	57.2%	88.0%	4.05	95.0%	69.1%	88.8%	58.4%
Embrace Families	8.73	94.8%	98.2%	97.9%	30.3%	44.8%	93.4%	6.18	66.0%	43.4%	84.2%	57.2%
Family Integrity Program	2.54	95.0%	97.0%	99.7%	38.8%	88.1%	90.2%	2.57	100.0%	100.0%	66.6%	52.9%
Family Support Services of North Fla	5.41	96.5%	96.7%	99.8%	31.1%	64.2%	87.8%	4.55	95.5%	90.4%	91.6%	56.5%
FSS Suncoast	7.94	94.0%	95.6%	96.8%	24.3%	37.0%	91.3%	6.51	80.0%	53.4%	80.0%	63.5%
Heartland for Children	8.48	94.9%	98.2%	99.8%	33.8%	48.9%	94.2%	3.88	98.9%	89.5%	92.1%	57.0%
Kids Central, Inc.	3.96	95.4%	96.9%	98.7%	31.6%	39.0%	85.0%	6.34	78.2%	57.0%	75.0%	63.8%
Kids First of Florida, Inc.	7.11	99.0%	96.1%	99.0%	34.5%	53.4%	87.8%	5.49	91.4%	75.8%	50.0%	64.1%
NWF Health Network - East	5.08	97.0%	97.1%	99.4%	30.0%	56.1%	94.5%	4.84	93.1%	84.4%	78.5%	63.4%
NWF Health Network - West	11.01	94.7%	97.3%	99.6%	24.1%	40.5%	91.3%	8.16	87.3%	72.3%	80.6%	60.8%
Partnership for Strong Families	6.17	97.6%	97.2%	99.8%	25.2%	46.4%	94.9%	5.78	83.5%	56.6%	93.3%	53.5%
Safe Children Coalition	5.79	96.9%	95.2%	99.3%	35.8%	49.8%	91.5%	4.46	96.3%	83.8%	75.6%	65.4%
Statewide	7.16	95.8%	96.8%	98.7%	30.1%	46.7%	91.0%	5.26	87.5%	71.6%	79.4%	60.5%
Red Zone	8.85	92.9%	92.9%	98.9%	36.3%	39.2%	90.8%	4.54	89.9%	89.9%	69.9%	60.0%



Scorecard Measure 4 – Children Seen Every Thirty Days

SM04 - Percent of children under supervision who are required to be seen every 30 days – Target = 99.5%

Scorecard Measure #4 - Children Under Supervision Who Are Seen Every Thirty Days		
Supervision between 02/01/23 - 02/31/23		
Agency	# of Children <u>Not</u> seen in 30 days	% of Children seen timely
CHS	12	99.72%
LSF	3	99.93%
OHU	8	99.88%
Total	23	99.85%
<i>Source: "Children Under Supervision Who Are Seen Every Thirty Days - Report #1144" Data-as-of: 02/19/23</i>		



Monthly Birth Parent Contacts

Target = 70% Mothers and 50% Fathers - seen monthly

Birth Parent Contact Completed							
02/01/23 to 02/28/23							
AGENCY	# Moms Required	# Moms Completed	Mom % Completed	# Dads Required	# Dads Completed	Dad % Completed	Combined Average
CHS	197	31	15.7%	125	12	9.6%	12.7%
LSF	203	62	30.5%	153	33	21.6%	26.1%
OHU	183	41	22.4%	138	24	17.4%	19.9%
TOTAL	583	134	23.0%	416	69	16.6%	19.8%

Mother Contact

Green: 70% or above, Yellow: 69% - 60%, Red: 59% or less

Father Contact

Green: 50% or above, Yellow: 49% - 40%, Red: 39% or less

Source: FSN Data Warehouse – Ad Hoc Report; Data-as-of: 02/19/23



Scorecard Measures 5 & 6 - Children Achieving Permanency

SM05 - Percent of children exiting care to a permanent home within 12 months of entering care – **Target = 40.5%**


SM06 - Percent of children exiting care to a permanent home for children in care 12-23 months – **Target = 43.6%**

Reunifications Entered into FSFN: Week of 02/13/23 thru 02/19/23			
Agency	Timely	Un-Timely	Total
CHS			0
LSF			0
OHU			0
Total	0	0	0

Service Availabilities Service Snapshot of Availability as of 02/13/23	
Youth Villages	Peace River Home-to-Stay
5 – Polk	0 – Polk 0 – Highlands / Hardee

Scorecard Measure #5 - 04/01/21 to 03/31/22 Children Achieving Permanency within 0-12 Mths FY 22-23 - 3rd Qtr as of 02/19/23			
Agency	Permanency within 12 mths	Total Children out-of-home care	Percent Timely Reunification
CHS	58	229	25.3%
LSF	41	226	18.1%
OHU	99	253	39.1%
HFC Total	198	708	27.97%

SM05 - Percentage to reach Yellow = 36.5%

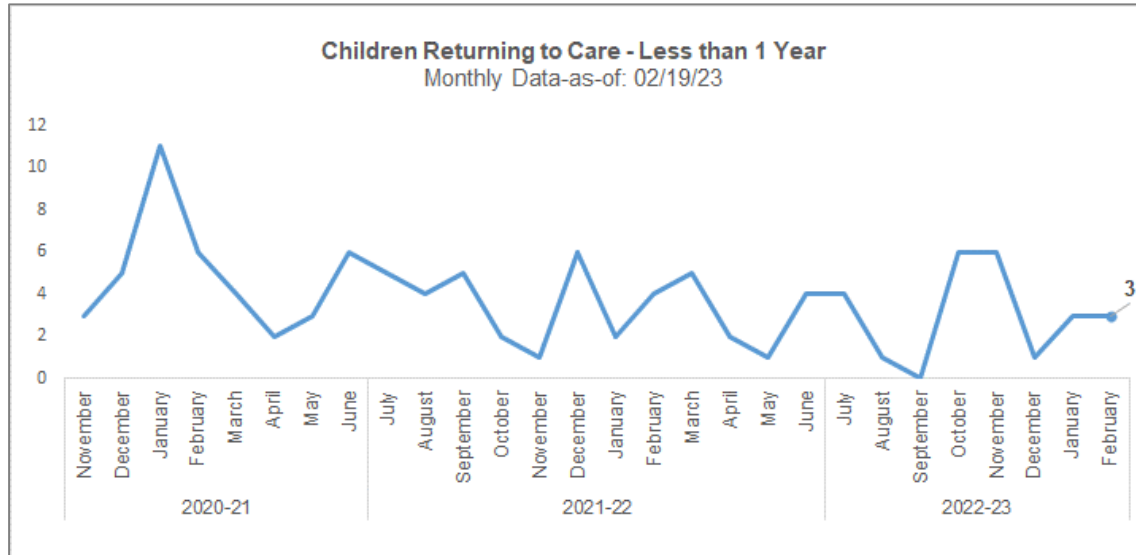
Scorecard Measure #6 - 04/01/22 Children Achieving Permanency within 12-23 Mths FY 22-23 - 3rd Qtr as of 02/19/23			
Agency	Permanency within 12-23 mths	Total Children LOS 12-23 mths	Percent Timely Reunification
CHS	37	109	33.9%
LSF	63	129	48.8% 
OHU	27	86	31.4%
HFC Total	127	324	39.2%

SM06 - Percentage to reach Yellow = 39.4%



Children Returning to Care

Number of Children in a Recent Removal Episode Who Have Had a Prior Removal



Removal Episodes for Children with a Prior Removal								
Removals entered into FSFN between 02/13/23 - 02/19/23								
Current Agency	Current Removal Date	Prior Unit	Prior Removal	Prior Discharge	Length of Stay (months)	Length from Prior Discharge (months)	LOR Range	SM07 Cohort
CHS	2/13/2023	141846-CHSFL	7/14/2020	10/8/2021	15	16	1.0 - 2.9 yrs	N
CHS	2/13/2023	141846-CHSFL	7/14/2020	10/8/2021	15	16	1.0 - 2.9 yrs	N
LSF	2/8/2023	141828-LSF	9/13/2021	2/1/2023	17	0	< 1.0 yr	N
LSF	2/8/2023	141828-LSF	9/13/2021	2/1/2023	17	0	< 1.0 yr	N
LSF	2/8/2023	141828-LSF	9/13/2021	2/1/2023	17	0	< 1.0 yr	N

Source: FSFN Data Warehouse Ad Hoc Report, Rpt-as-of: 02/20/23

Prior Weeks' Undiscussed Re-entries								
Removals entered into FSFN between 02/06/23 - 02/12/23								
Current Agency	Current Removal Date	Prior Unit	Prior Removal	Prior Discharge	Length of Stay (months)	Length from Prior Discharge (months)	LOR Range	SM07 Cohort

Source: FSFN Data Warehouse Ad Hoc Report, Rpt-as-of: 02/13/23

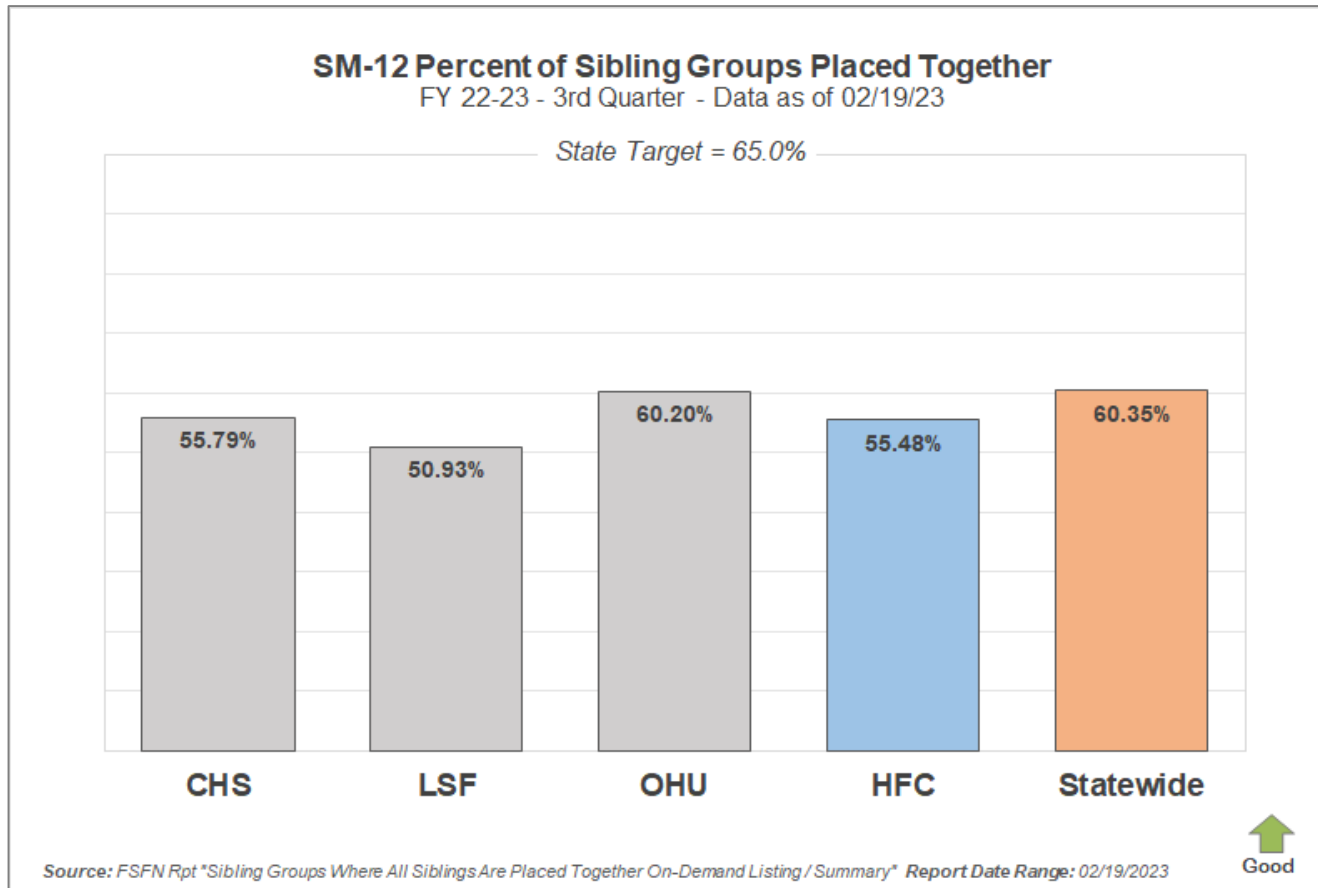


Scorecard Measure 12 – Separated Siblings

SM12 - Percentage of siblings groups in out-of-home care where all siblings are placed together – **Target = 65.0%**

SM12 - Percent of Sibling Groups Placed Together			
Agency	Number of Cases w/ Siblings Together	Total Cases Sibling Groups	Percent of Siblings Placed Together
CHS	54	94	57.45%
LSF	53	105	50.48%
OHU	58	98	59.18%
HFC	165	297	55.56%

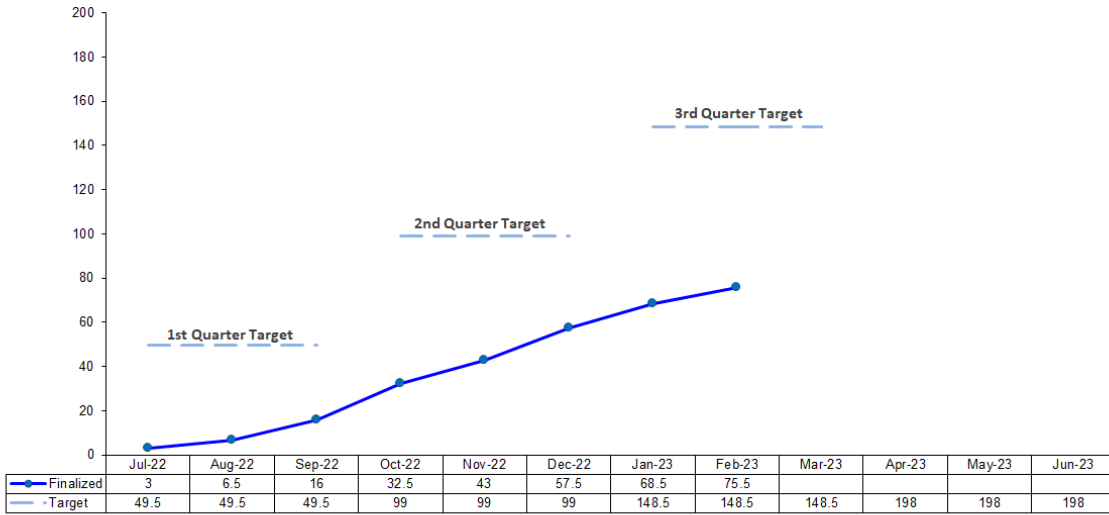
Number of sibling groups to achieve SM12 target – **29 Sibling Groups**



Adoption Finalizations

Percent of Adoptions Finalized with 24 Months of Removal & Percent of Adoption Goal Met

Heartland for Children - DCF Circuit 10
Adoption Finalizations for FY 22-23



Source: HFC Adoption Database; Data-as-of: February 15, 2023

FY 22-23 Target = 198

Upcoming Finalization Dates

February 22, 2023

March 15, 2023

Adoption Finalizations

FY 22-23 - 3rd Quarter as of 02/20/23

CMO	Subsidy Files Submitted	Finalized Adoptions	Quarter Target	Quarter Target Met
CHS	9	6	32.5	18.5%
LSF	3	1	22	4.5%
OHU	1	11	38	28.9%
Total	13	18	92.5	19.5%

Adoption Finalizations

Total Fiscal Year-to-Date

Total Finalized	HFC Target	% Met	% w/in 24 Mths
75.5	198	38.1%	22.3%



Children's Legal Services – Shelter Report

CLS Weekly Shelter Report FY 2022-23 as of February 20, 2023

Children Previously Sheltered W/in Last 12 Mnths														
	JUL	AUG	SEP	OCT	NOV	DEC	JAN	FEB	MAR	APR	MAY	JUN	22/23 Totals	21/22 Totals
# of Shelter Hearings														
Polk	29	24	18	34	18	28	26	15					192	315
Highlands	5	3	2	3	5	1	2	4					25	44
Hardee	0	0	1	0	1	0	0	1					3	23
Total	34	27	21	37	24	29	28	20					220	379
# Children Removed														
Polk	50	55	29	73	39	48	42	27					363	551
Highlands	8	9	7	3	10	2	3	7					49	71
Hardee	0	0	5	0	2	0	0	2					9	43
Total	58	64	41	76	51	50	45	36					421	656
Total Children Denied Shelter														
Polk	0	0	0	0	0	0	0	0					0	0
Highlands	0	0	0	0	0	0	0	0					0	0
Hardee	0	0	0	0	0	0	0	0					0	0
Total	0	0	0	0	0	0	0	0					0	0
# Children Placed with Relative														
Polk	28	43	18	31	26	22	23	9					200	285
Highlands	5	6	5	2	9	2	2	0					31	55
Hardee	0	0	5	0	2	0	0	0					7	26
Total	33	49	28	33	37	24	25	9					238	357
# Children Placed with Non Relative														
Polk	5	10	4	22	4	3	4	2					54	80
Highlands	0	0	2	0	0	0	1	0					3	6
Hardee	0	0	0	0	0	0	0	2					2	3
Total	5	10	6	22	4	3	5	4					59	89
# Children Placed with Fictive Kin														
Polk	1	0	0	0	0	0	0	0					1	6
Highlands	0	0	0	0	0	0	0	0					0	1
Hardee	0	0	0	0	0	0	0	0					0	1
Total	1	0	0	0	0	0	0	0					1	8
# Children Placed in Foster Care														
Polk	16	2	7	20	9	23	15	16					108	180
Highlands	3	3	0	1	1	0	0	7					15	11
Hardee	0	0	0	0	0	0	0	0					0	11
Total	19	5	7	21	10	23	15	23					123	202

% of Children Sheltered Placed in Foster Care Data as of 02/20/23			
Month	20-21	21-22	22-23
Jul	28.6%	22.1%	32.8%
Aug	21.9%	43.5%	7.8%
Sep	27.3%	28.2%	17.1%
Oct	22.4%	28.9%	27.6%
Nov	20.4%	36.8%	19.6%
Dec	24.5%	19.4%	46.0%
Jan	25.0%	48.8%	33.3%
Feb	20.5%	15.6%	63.9%
Mar	21.7%	47.2%	
Apr	17.5%	26.9%	
May	23.4%	27.5%	
Jun	38.5%	32.4%	
FY Total	24.9%	30.8%	29.2%

Shelter Count for the Week of February 14 - February 20, 2023			
	Polk	Highlands	Hardee
Shelters	3	1	0
Children Removed	6	2	0
Placed w/ a Relative	2	0	0
Placed w/a Non-Rel	0	0	0
Placed w/a Fictive Kin	0	0	0
Placed in Foster Care	4	2	0



Case Transfer Staffing Data

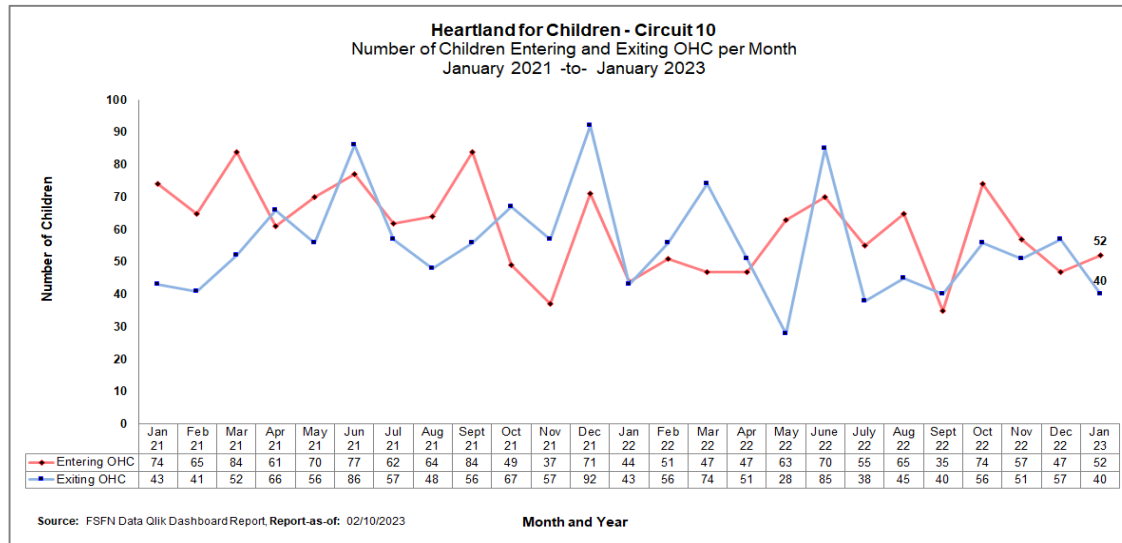
Case Transfer Data For Fiscal Year July 1, 2022 – June 30, 2023 - Data as of 02/17/23

	JUL	AUG	SEP	OCT	NOV	DEC	JAN	FEB	MAR	APR	MAY	JUN	22-23 Totals	21-22 Totals
Number of Children														
CHS	32	32	19	17	24	23	2	33					182	358
LSF	36	34	20	38	36	43	30	16					253	355
OHU Polk	12	18	13	7	12	16	27	4					109	147
One Hope	37	49	40	30	47	33	33	21					290	503
Total	117	133	92	92	119	115	92	74					834	1363
Out of Home Care														
CHS	19	19	16	13	19	20	10	21					137	200
LSF	17	15	15	24	25	21	18	11					146	188
OHU Polk	8	9	12	7	9	14	8	1					68	103
One Hope	12	8	12	6	18	4	1	4					65	113
Total	56	51	55	50	71	59	37	37					416	604
In - Home Judicial														
CHS	5	0	0	0	0	0	2	1					8	4
LSF	2	1	0	2	0	0	2	0					7	16
OHU Polk	0	0	0	0	0	0	0	0					0	2
One Hope	0	2	0	0	0	2	2	0					6	6
Total	7	3	0	2	0	2	6	1					21	28

	JUL	AUG	SEP	OCT	NOV	DEC	JAN	FEB	MAR	APR	MAY	JUN	22-23 Totals	21-22 Totals
Non-Judicial In - Home Services														
CHS	6	8	3	3	3	3	2	6					34	116
LSF	10	10	5	8	8	18	3	1					63	95
OHU Polk	4	9	1	0	1	1	5	3					24	31
One Hope	3	3	0	3	12	12	6	0					39	35
Total	23	30	9	14	24	34	16	10					160	277
OCS / ICPC Courtesy Supervision														
CHS	0	0	0	0	0	0	0	0					0	0
LSF	0	0	0	0	0	0	0	0					0	0
OHU Polk	0	0	0	0	0	0	0	0					0	0
One Hope	22	29	28	21	17	15	24	16					172	338
Total	22	29	28	21	17	15	24	16					172	338
Reinstatement of Protective Services Supervision (Notice of Hearings)														
CHS	0	3	0	0	0	0	0	4					7	17
LSF	5	6	0	4	3	2	0	3					23	46
OHU Polk	0	0	0	0	0	0	0	0					0	2
One Hope	0	4	0	0	0	0	0	0					4	0
Total	5	13	0	4	3	2	0	7					34	65

Children Entering & Exiting Care

Number of Children Entering and Exiting Out-of-Home Care per Month





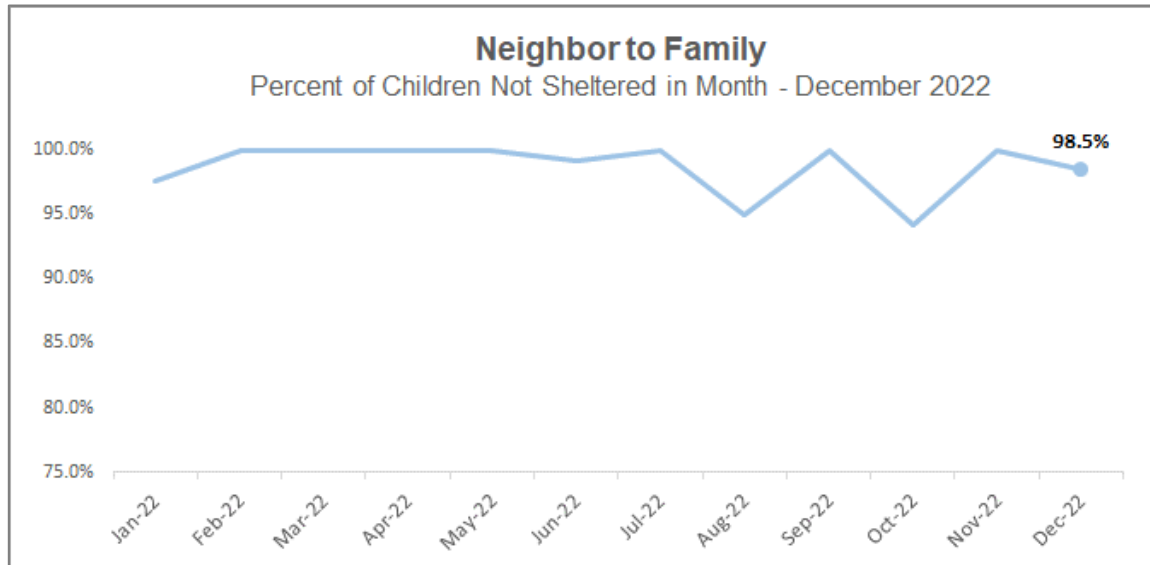
Neighbor to Family – Weekly & Monthly Census

22-23 Fiscal Year to Month - Percentage of Children Not Sheltered: **95.6%**

"I love the program."

- NTF Parent Satisfaction Survey– Q: What we are doing well?

Neighbor To Family - Weekly Census Numbers		
Weekly Data 02/15/23 through 02/20/23		
Referral Type	Number of Families	Number of Children
CPI - Safety Management	1	5
CPI - Family Support	18	46
Specialized - Family Support	10	23
Prevention - Comm. Referral	33	65
Special Conditions Report	12	27
Nurturing Parenting	5	11
NTF - Total Services	79	177

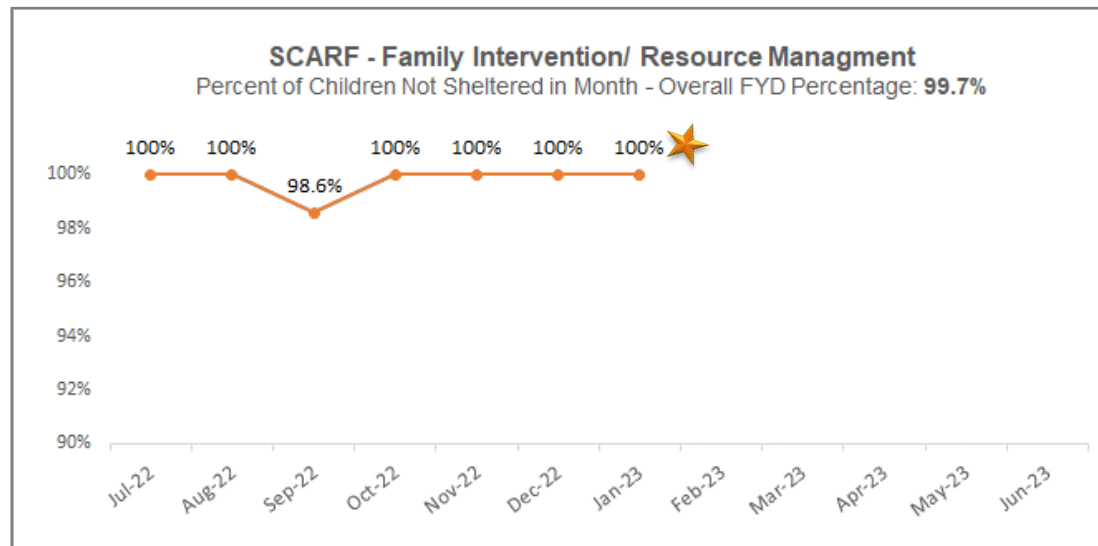


SCARF – Family Intervention and Resource Management (FIRM)

Performance and Rate of Diversion - Fiscal Year to Date: **January 2023**

SCARF - FY 22-23 Census Numbers		
Fiscal Year to Date Report - January 2023		
Referral Type	Number of Families	Number of Children
Legal Referrals	70	123
Non-Legal Referrals	372	786
<hr/>		
Active Families as of Date	86	174
Discharged - Diversion	342	710
Discharged - MH TCM	13	24
Discharged - Sheltered	1	1
<hr/>		
SCARF - Total FYD Services	442	909

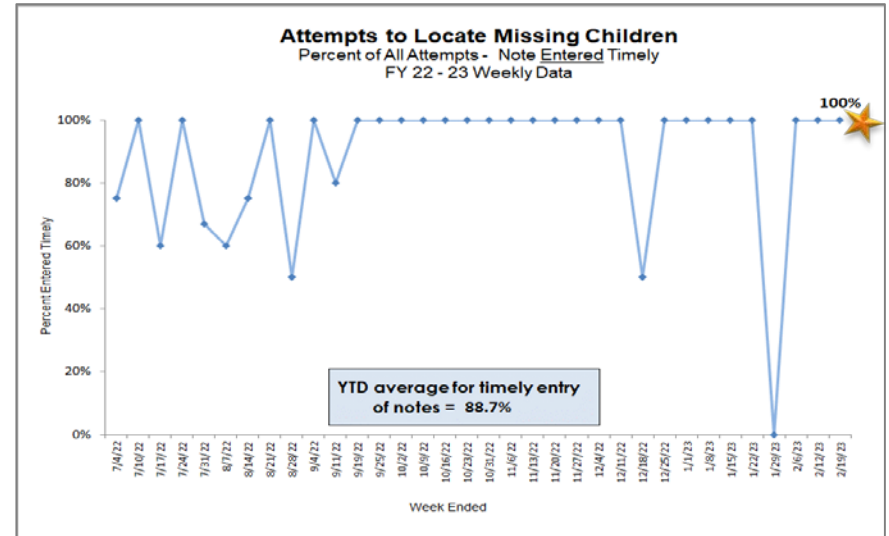
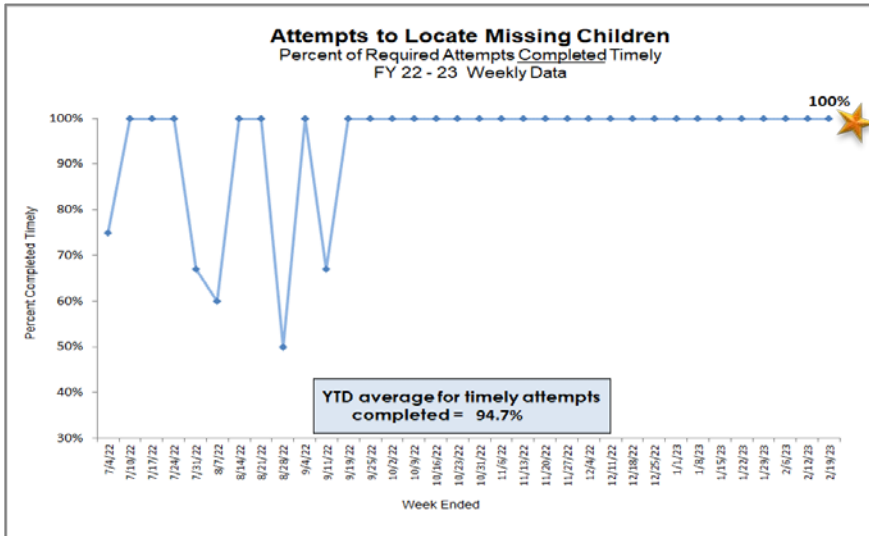
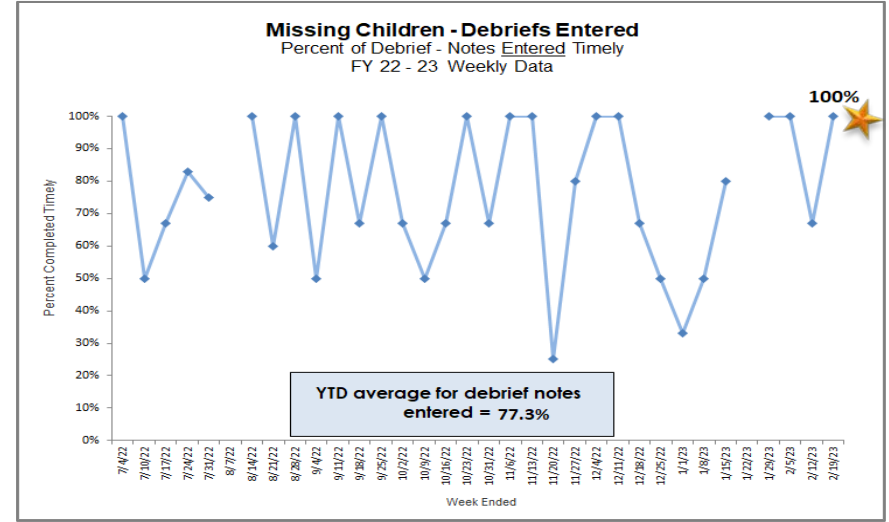
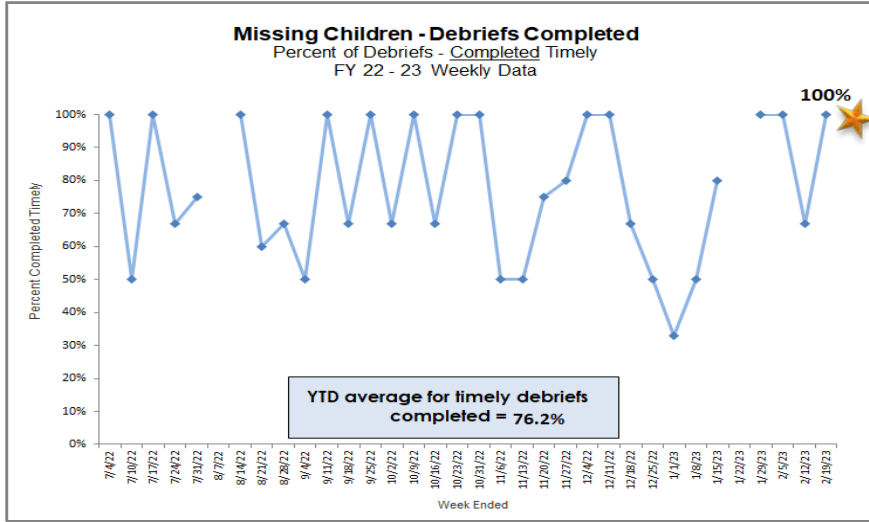
SCARF - Rate of Diversion by Service Center					
Month Performance - January 2023					
Service Center	Number of Referrals	Legal Aid Diversions	MH TCM Referrals	Families Sheltered	Rate of Diversion
Bartow	4	1	0	0	100.0%
Lake Wales - Highlands	15	0	0	0	100.0%
Lakeland	29	5	0	0	100.0%
SCARF - Total	48	6	0	0	100.0%



Missing Children

HFC – DCF Circuit 10 Missing Youth Data as of Reporting Date

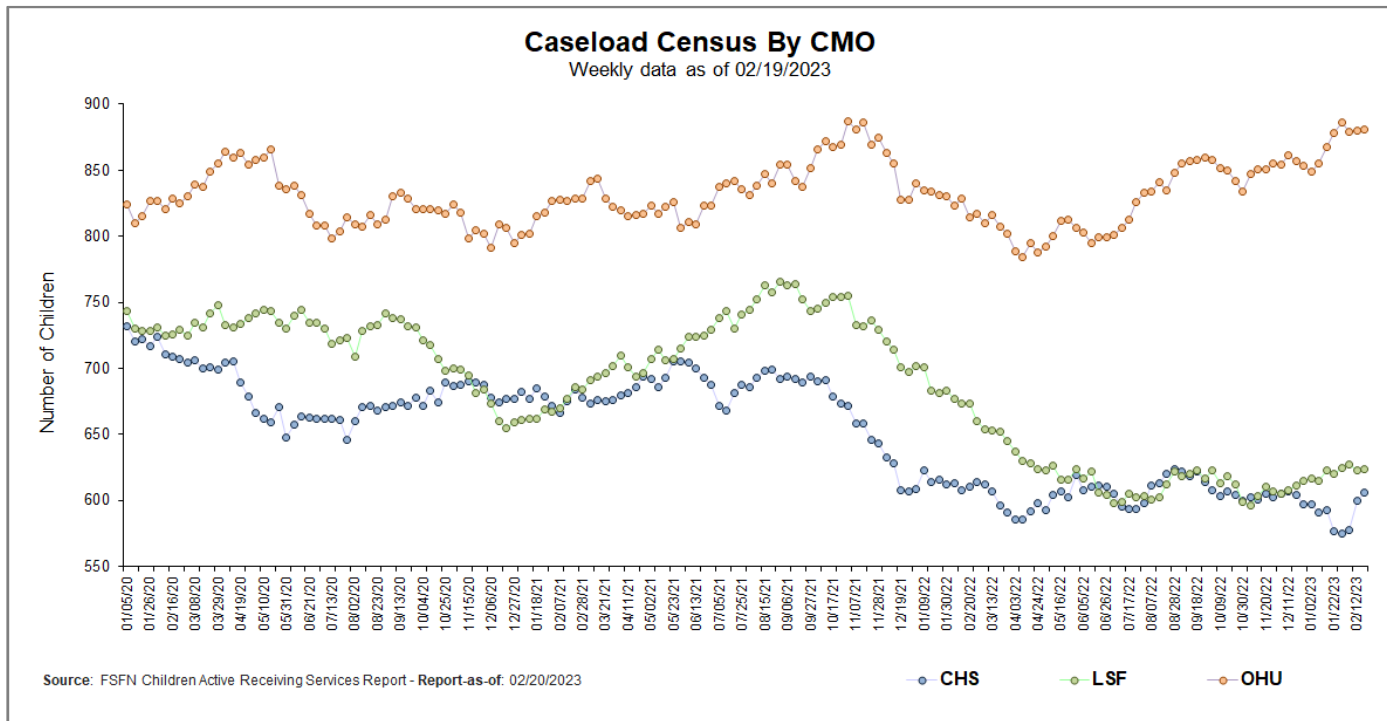
Weekly Data - Week ending 02/19/2023					
	Current Missing	Late Reports	Late ATL	Recoveries	Late Debriefs
CHS	1	0	0	0	0
LSF	1	0	0	0	0
OHU	0	0	0	1	0
CPI	0	0	0	0	0
Total	2	0	0	1	0



Caseload Census Information

CBC Services Weekly Caseloads By CMO

Number of Children by CMO Last 6 Reporting Periods						
Agency	1/16/2023	1/22/2023	1/29/2023	2/5/2023	2/12/2023	2/19/2023
CHS	593	577	575	578	600	606
LSF	623	620	625	627	623	624
OHU	868	878	886	879	880	881
HFC Total	2084	2075	2086	2084	2103	2111



Caseload Census by Case Manager and Organization

Data as of 02/19/23

Caseload of 1 - 5 Children		
CMO	Case Workers	#
LSF	Henderson, Margaret	4
OHU	Distler, Rebecca	3
LSF	Hampton, Sharday	3
OHU	Meinke, Danielle	2
LSF	Forbes, Sabrina	1
CHS	Denmark, Sandi	1
LSF	Collins, Sara	1

Caseload of 16 - 24 Children		
CMO	Case Workers	#
CHS	Campbell, Elaine	24
OHU	Pizarro, Frances	24
OHU	Nizamoff, Tori	24
OHU	Cuevas, Rubita	24
LSF	Cruz, Veronica	24
LSF	Willingham, Jadashia	24
OHU	Weathersby, Donald	24
LSF	Renfro, Andrew	24
OHU	Kinney, Deborah	23
LSF	McNulty, Andriea	23
OHU	Mullis, Felicia	23
OHU	Nettles, Markisha	23
OHU	Dedrick, Dawn	22
LSF	Bon-Fiol, Nikol	22
OHU	Brutus, Marie	22
OHU	Mccoy, Ariana	22
LSF	Londono, Reina	22
LSF	Pamphile, Emmanuella	22
LSF	Hettmansperger, Katelin	21
LSF	Wilkins, Shequanna	21
LSF	Evans, Mikayla	21
LSF	Burciaga, Cristina	21
OHU	Metelus, Getro	20
LSF	Lynch, Rodina	20
LSF	Bickel, Sherry	20
OHU	Claffey, Alexandra	20
OHU	Willix, Amensha	20
OHU	Mendez, Natalie	20
LSF	Williams, Carlise	19
LSF	Escartin Vega, Kathia	19
CHS	White, Melinda	18
CHS	Taylor, Victoria	18
LSF	Hiraldo Guzman, Mireliz	18
CHS	Dawes, Dominique	18
CHS	Saimplice, Sherby	17
LSF	Ramnaugh, Shan	17
CHS	Diamond, Savannah	17
CHS	Scholl, Joseph	16
OHU	Thompson, Wyshana	16
CHS	Mejia, Kimberly	16

Caseload of 25 - 29 Children		
CMO	Case Workers	#
LSF	Pierce, Pamela	29
CHS	Harris, Tequila	29
CHS	Fort, Angela	29
LSF	Lott, Carla	28
OHU	Violette, Patricia	28
LSF	Morris, Alundrea	28
LSF	Louis, Rachele	27
OHU	Cleveland, Tammy	27
OHU	Kohn, Ludessa	27
OHU	Wall, Tasha	27
OHU	Southall, Akeva	26
LSF	Coleman, Tangelia	26
LSF	Davis, Katelyn	25
OHU	Bailon, Margarita	25

Transition Age Youth - Young Adults		
CMO	Case Workers	#
CHS	Nieves, Carlos	25
LSF	Peralta, Joshua	25
OHU	Vazquez, Roger	20
CHS	Luebke, Nicole	12
OHU	Sandbrook, Mary	4

Caseload of 6 - 15 Children		
CMO	Case Workers	#
OHU	Daniel, Peyton	15
CHS	Alves, Jordan	15
LSF	Brown, Ciara	14
OHU	Howe, Danielle	14
OHU	Colon, Lisette	14
CHS	Whiting, Kari	14
CHS	House, David	13
LSF	Ellis, Darren	13
CHS	Forsman, Angela	13
OHU	Ghant, Dante	12
CHS	Telleria, Jelitza	11
OHU	Ryan, Shay	11
LSF	Pogu, Lydia	9
CHS	Williamson, Abigail	9
OHU	Ventura, Armando	7

Caseload of 30+ Children		
CMO	Case Workers	#
OHU*	Fuentes, Norma	50
OHU*	Washington, Woodrica	48
OHU*	Simmons, Shannon	45
OHU*	Smith, Lorie	44
OHU*	Villegas, Anna	42
CHS	Miller, Melissa	41
CHS	Mcphail, Allissa	38
CHS	Bain, Claire	38
CHS	Hiers, Katherine	38
CHS	Luskey, Taylor	37
CHS	Palmieri, Nicole	36
CHS	Sisk, Sarah	36
LSF	Nail, Demetria	33
OHU	Bello, Bianca	33

Unit Supervisors Carrying Cases		
CMO	Case Workers	#
OHU	Gonzalez, Jesus	26
CHS	Cortes, Jennifer	9
CHS	Humber, John	5
OHU	Garza, Krystal	2
OHU	Shackelford, India	2
CHS	Butler, Haveria	1

FTC Facilitators Carrying Cases		
CMO	Case Workers	#
CHS	Mills, Clyatt	8
CHS	Cruz, Cheyleen	4

*These OHU case managers contain caseloads that are over 60% OCS cases. On average an OCS case compares to 1.54 regular cases (i.e., 20 OCS cases approx. equals 13 regular cases).

All CHS case managers are supported by Case-Aim support. On average a Case-Aim supported case compares to 1.33 regular cases (i.e., 20 cases with Case-Aim approx. equals 15 cases without Case-Aim support).



Caseload Census Information

Case Manager Caseload Breakdown by Agency – Data as of 02/19/23

Count of Case Managers Within a Caseload Range							
CMO	1-5 Children in Caseload	6-15 Children in Caseload	16-24 Children in Caseload	25-29 Children in Caseload	30+ Children in Caseload	Total Case Managers*	Avg # of Children per CM
CHS	1	7	8	3	7	26	23.3
LSF	4	3	17	7	1	32	19.5
OHU	3	6	16	6	6	37	23.8
# of CMs	8	16	41	16	14	95	22.2

Percent of Case Managers That Are at or Under the National Caseload Standard of 15			
CMO	# Case Managers	# with Caseload at 15 or lower	Percent at 15 or lower
CHS	26	11	42.3%
LSF	33	8	24.2%
OHU	38	9	23.7%
HFC	97	28	28.9%

* Data Excludes Unit Supervisors, FTC Facilitators & Resigned CMs Count

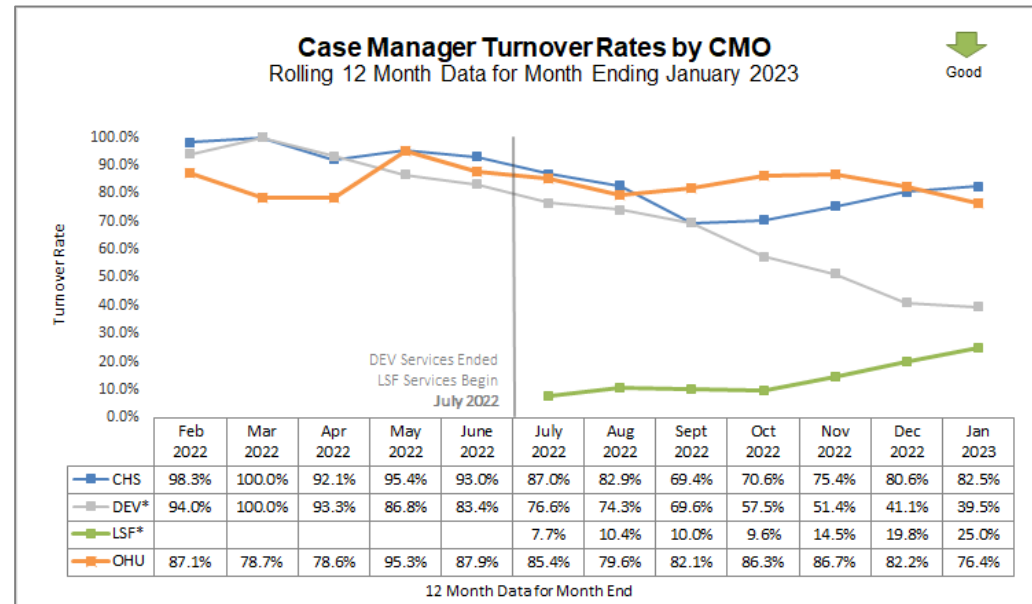
Case Management Organization Turnover

12 Month Case Manager Turnover Rates by Agency

Employee Turnover Rates By CMO 12 Month Data for Month Ended January 2023		
CMO	Case Manager	Case Manager Supervisor
CHS	82.5%	35.3%
DEV*	39.5%	21.1%
LSF*	25.0%	17.4%
OHU	76.4%	76.2%

7/2/22 - Transition from Devereux to Lutheran Services Florida; the 12-months required for a "Rolling Year Total" has been split between agencies:

- DEV: Feb-22 to Jun-22 (5 months)
- LSF: Jul-22 to Jan-22 (7 months)



Healthcare Information

Data Entered Into FSFN for Children in Out-of-Home Care

Health Information in FSFN for Children in OHC as of 02/19/23						
Agency	# of Children in OHC	% With a Medical Record in FSFN	% With Medical Service in last 12 Months	% With Dental Service in Last 7 months	% with Immunizations Up to Date	Overall Performance
CHS	430	100.0%	98.6%	95.9%	97.0%	97.2%
LSF	450	100.0%	98.4%	93.4%	98.2%	96.7%
OHU	397	100.0%	97.7%	95.9%	98.7%	97.5%
HFC	1277	100.0%	98.3%	95.1%	98.0%	97.1%

Source: "FSFN report "Healthcare Service Information for Children in Out-of-home Care Daily Listing - OCWDRU"

Health Information in FSFN as of 02/19/23				
Agency	# of Missing Medical Records	# of Medical Appointments Needing Update	# of Dental Appointments Needing Update	# of Immunization Needing Update
CHS	0	6	11	13
LSF	0	7	18	8
OHU	0	9	11	5
Total	0	22	40	26

Source: "Healthcare Service Information for OHC - Daily Listing - OCWDRU"

Scorecard Measures 9 & 10 - Children Receiving Healthcare Services

SM 9 - Percent of children in out-of-home care who have received medical services in the last 12 months – Target = 95.0%

SM 10 - Percent of children in out-of-home care who have received dental services in the last 7 months – Target = 95.0%

Scorecard Measure #9 - 03/31/2023 (snapshot) Children Receiving Medical Services Within Last 12 Mths FY 22-23 - 3rd Qtr as of 02/19/23			
Agency	Appointment within last 12 mths	Total Children out-of-home care	Percent Medical Services Received
CHS	424	430	98.6% ★
LSF	443	450	98.4% ★
OHU	388	397	97.7% ★
Total	1255	1277	98.3%

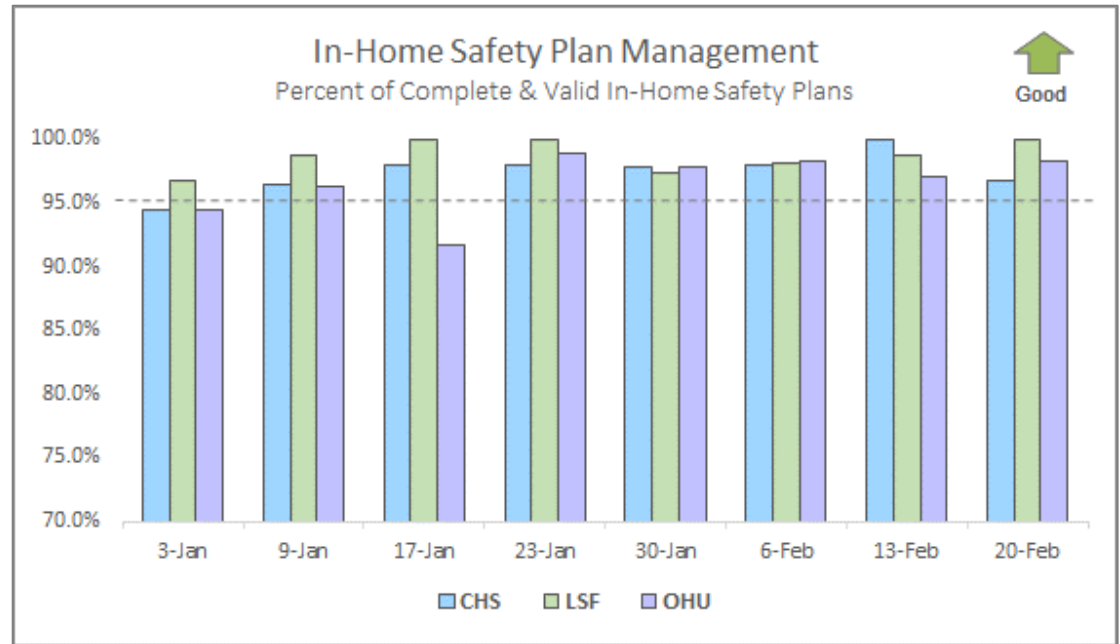
Scorecard Measure #10 - 03/31/23 (snapshot) Children Receiving Dental Services Within Last 7 Mths FY 22-23 - 3rd Qtr as of 02/19/23			
Agency	Appointment within last 7 mths	Total Children out-of-home care	Percent Dental Services Received
CHS	260	271	95.9% ★
LSF	255	273	93.4%
OHU	257	268	95.9% ★
Total	772	812	95.1%



In-Home Safety Plan Management

Percent of Completed In-Home Safety Plans under 180 Effective Days – Target: **95.0%**

In-Home Safety Plan Management				
Percent of <u>Completed</u> In-Home Safety Plans under 180 <u>Effective</u> Days				
Agency	No -or- Expired Safety Plans	Complete & Valid Safety Plans	Total Required Safety Plans	Percentage Complete
CHS	5	146	151	96.7% ★
LSF	0	145	145	100.0% ★
OHU	3	163	166	98.2% ★
HFC Total*	8	454	462	98.27%



Source: FSN Report "Case Management Safety Management Listing", Report-as-of: 02/20/23




Data Exceptions: Placements

Placement Exceptions by Number of Weeks on List Data-as-of: 02/19/23				
Agency	Greater than 2 weeks	1 - 2 weeks	Less than 1 week	Grand Total
CHS			5	5
LSF			1	1
OHU		2		2
CPI	3	6	7	16
NTF			1	1
SCARF				0
Total	3	8	14	25

Placement Exceptions Totaled By Agency Last 6 Reporting Periods						
Agency	1/16/2023	1/18/2023	1/29/2023	2/5/2023	2/12/2023	2/19/2023
CHS	0	0	0	0	4	5
LSF	0	0	1	1	0	1
OHU	0	0	3	0	3	2
CPI	12	10	43	27	34	16
NTF	0	0	0	0	0	1
SCARF	2	1	1	1	0	0
Total	14	11	48	29	41	25

Child Placement Agreement – Current Errors

Child Placement Agreement Errors Data as of 02/20/2023					
Agency	New CPA Needed	Need to Upload Signed Agreement	Need Supervisor Approval	Need to Close CPA	Total
CHS		2	2		4
LSF	3	3	4	1	11
OHU					0 
Total	3	5	6	1	15



Family Functioning Assessment – Methodology Cases

Timeliness of FFA “Approval” on Methodology Cases, Data-as-of: 02/19/23

FFA-Ongoing Approval & Case Transfer Staffing Date Clean-up Report Compliance tracking for cases entering care with a methodology requirement				
Agency	Not Approved (30+ days)	New Child CTS (w/ active Approval)	New FFA-O Needed (w/ prior Approval)	Incorrect Approval (w/ active Approval)
CHS			4	
LSF			0	
OHU			1	
HFC TOTAL	0	0	5	0

CMO Contract Measure 11 – 3rd Quarter

Percent of Active Methodology Cases with an Approved FFA-O Data as of 02/19/23				
Agency	Not Approved	Approved	Grand Total	Percent Approved
CHS	12	291	303	96.0%
LSF	7	300	307	97.7%
OHU	2	272	274	99.3%
HFC Total	21	863	884	97.6%

Percentage of Family Functioning Assessments Approved within 30 days of Case Transfer Staffing 3rd Quarter-to-Date as of 02/19/23			
Agency	Timely (< 30 Days)	FFA Approvals (3rd Qtr)	Completed Timely
CHS	15	15	100.0% ★
LSF	23	23	100.0% ★
OHU	18	19	94.7%
HFC TOTAL	56	57	98.2%

FY 22-23 Target = 95% or higher



AWARENESS FOR FEBRUARY

Teen Dating Violence Awareness/
Black History Month

6th-11th: Foster Parent Appreciation
Week

14th: Valentine's Day

HEALTH RESOURCES

For more COVID information specific to
Florida, go to floridahealthcovid19.gov

Call Center is available 24/7
(866) 779-6121 or email
COVID-19@flhealth.gov.

For more vaccine information go to
[https://floridahealthcovid19.gov/covid-19-
vaccines-in-florida/](https://floridahealthcovid19.gov/covid-19-vaccines-in-florida/)

SAFETY RESOURCES

Internet Safety and Tips

- [SmartSocial.com](https://www.smartsocial.com) - Digital
Citizenship programs
- [Information, Advice and Support to
Keep Children Safe Online
\(internetmatters.org\)](https://www.keepchildrensafeonline.com)
- [NetSmartz Home \(missingkids.org\)](https://www.net-smartz.com)

Safe Sleep

[https://www.ounce.org/safe_sleep.h
tml](https://www.ounce.org/safe_sleep.html)

Swim Safety Tips
[mcusercontent.com](https://www.mcusercontent.com)

COMMUNITY RESOURCES

United Way's 211 Call 211

Getting free confidential help for needs
such as food, housing, employment,
utilities, mental health and much more is
just a text, call, or click away.

Echo Ministries

Help provide tangible needs to children
in foster, adoptive, relative and non-
relative care.

To Donate: ECHO Distribution Center
every Wednesday between 9am to
noon at 3625 Century Blvd Unit 1A,
Lakeland, FL.

[ECHO Ministries Florida- Foster Care
Ministry- Central FL & Beyond](https://www.echoministries.org)

Find Help (Previously Aunt Bertha) <https://www.findhelp.org/>

Find local resources for food, health,
housing, employment programs & other
community resources in seconds.

HOPE FLORIDA – A PATHWAY TO PROSPERITY

[A Pathway to Prosperity - Florida
Department of Children and Families
\(myffamilies.com\)](https://www.myffamilies.com)

Services offered by Hope Navigators:

- Identifying goals and barriers
- Referrals to local, community-based
partners
- One-on-one support to develop a
plan to achieve economic-self
sufficiency

Call 850-300-HOPE

Circuit 10 Children's Mental & Behavioral Health Resources

[https://sites.google.com/view/floridac10
mhbhresources/home](https://sites.google.com/view/floridac10mhbhresources/home)

On this site you will find:

- o Heartland for Children's Parent Portal
- o MyFloridaMyFamily Community Services
- o Florida Mobile Response Team- 24/7 Crisis
Assistance
- o Florida Statewide Medicaid Managed
Care
- o Florida Association of Christian Child
Caring Agencies
- o Florida Network Short-term Residential
Programs
- o Center for Autism Related Disabilities
(CARD)
- o National Alliance on Mental Illness
- o Post Adoption Support
- o Zebra Coalition
- o Central FL Behavioral Health Network
- o Hope Florida – A Pathway to Prosperity

Food Distribution Schedule

Polk, Highlands and Hardee Counties
Food Distribution Sites

[https://uwcf.org/initiatives/endorunger/sch
edule/](https://uwcf.org/initiatives/endorunger/schedule/)

Healthy Families Florida

Family support and coaching program that
helps parents provide the safe and stable
environments children need for healthy growth
and development.

[Healthy Families Florida - Find a Local Project
\(healthyfamiliesfla.org\)](https://www.healthyfamiliesfla.org)

Domestic Violence Services

Peace River Center's Domestic Violence
Program provides free, confidential
services for individuals affected by
domestic violence, sexual assault and
human trafficking crimes, their family
members and friends in Polk, Hardee and
Highlands counties.

24-Hour Domestic Violence Crisis Lines
Hardee/Highlands 863.386.1167
Polk 863.413.2700

Victim Services Office Line 863.413.2708
Victim Services Office – Polk County 1860
South Crystal Lake Drive, Lakeland, FL
33801

Victim Services Office – Hardee/Highlands
Counties
1570 Lakeview Drive, Sebring, FL 33870

FREE TAX PREP

January 23- April 14, 2023
Multiple Locations in Polk County

For More Info – [MulberryCSC.org](https://www.mulberrycsc.org)
or call 863-425-1523

HFC EVENTS

HFC's "Let's Talk About it" Podcast
where we provide education and
resources for family matters in Polk,
Highlands and Hardee Counties
[Apple Podcasts](https://www.apple.com/podcasts) / [Anchor](https://www.anchor.fm) / [Spotify](https://www.spotify.com) /
[YouTube](https://www.youtube.com)

Lakeland Magic Games
Foster Parents Level 1 and up
Friday, February 10 at 7PM
Saturday, February 11 at 7PM

POLK COUNTY

Peer Recovery Center

Center for Behavioral Health Annex
1501 1st Street South
Winter Haven, FL 33880
Open Monday through Friday
9:00am – 3:00pm

The center is a place for adults with a mental health diagnosis to receive education, support, resources and socialization.

Contact: (863) 293-1121 ext. 205789 for more info

Florida Children Museum

400 Bonnet Springs Blvd.
Lakeland, FL 33815
Contact: (863) 687-3869
<https://explorefcm.org>

Carol Jenkin Barnett United Way Resource Center - Ages 0-5

Offers weekly classes for children from infants through age 5 where parents and children will learn and socialize as they participate in fun, stimulating, developmental activities. These classes are FREE and a great opportunity to meet other moms and caregivers.

- Breast Feeding Support Group
 - Autism/ASD Support Group
- 400 Bonnet Springs Blvd.
Lakeland, FL 33815

[Children's Resource Center - United Way of Central Florida \(uwcf.org\)](http://www.uwcf.org)

For the Love of Milk

The Nest will be hosting an event to celebrate and provide support for families who have chosen to breastfeed. Visit @nest.lakeland for more details
Saturday, February 11th 9am- noon
at the Lake Crago Center Banquet Room

28th Annual Two Day - Heritage Day Festival: Celebrating Black Resiliency

This two-day FREE event of community engagement, celebration of African American traditions and family values is sure to be a memorable event for our community!

Lake Maude Nature Park – 1790 7th Street Northeast,
Winter Haven, FL 33881
Saturday, February 18, 2023 @ 11:00am
Sunday, February 19, 2023 @ 3:00pm

HIGHLANDS COUNTY

Champion for Children

Provides child abuse and neglect prevention programs and early-intervention services to children and families in Highlands County.

Contact for more info about the documentary **RESILIENCE: The Biology of Stress and the Science of Hope** which talks about the connection between trauma and health.

Office: (863) 382-2905
<https://www.championforchildren.org/>

Children's Museum of the Highlands

Hands on Learning for Ages 1-12
Cost: \$8/per person (ages 1+) for all day play.
219 N Ridgewood Dr.
Sebring, Florida
(863) 451-5385
(contact museum for updated hours)

Preservers of Life

Highlands County Community Nursing Organization
This organization provides prevention healthcare and helps businesses and individuals integrate holistic health and wellness practices.

Kasey Pacheco, Community Nurse Collaborator
Kasey@preserversoflife.com
(863) 420-5255

HARDEE COUNTY

Hardee Help Center

A Christ-centered community service organization bringing hope & healing to Hardee County families in difficult seasons of life.
713 E Bay Street Wauchula, FL 33873
info@hardeehelpcenter.com
Tel: 863-773-0034

Visit Hardee

Website for upcoming events, community Updates and resources
[Events — VISIT HARDEE](#)



For additional resources and county events, check out our most recent Parent's Corner Newsletter.



PARENTS AS PARTNERS

Invites you to our monthly support meeting

FEBRUARY 23, 2023 @ 5:30 PM

Via ZOOM: <https://chsfl.zoom.us/j/96748249381>
Meeting ID: 967 4824 9381

Register and attend to receive your \$20 gift card.
Reunified guests will receive a Reunification Gift from CHS/Give Well.

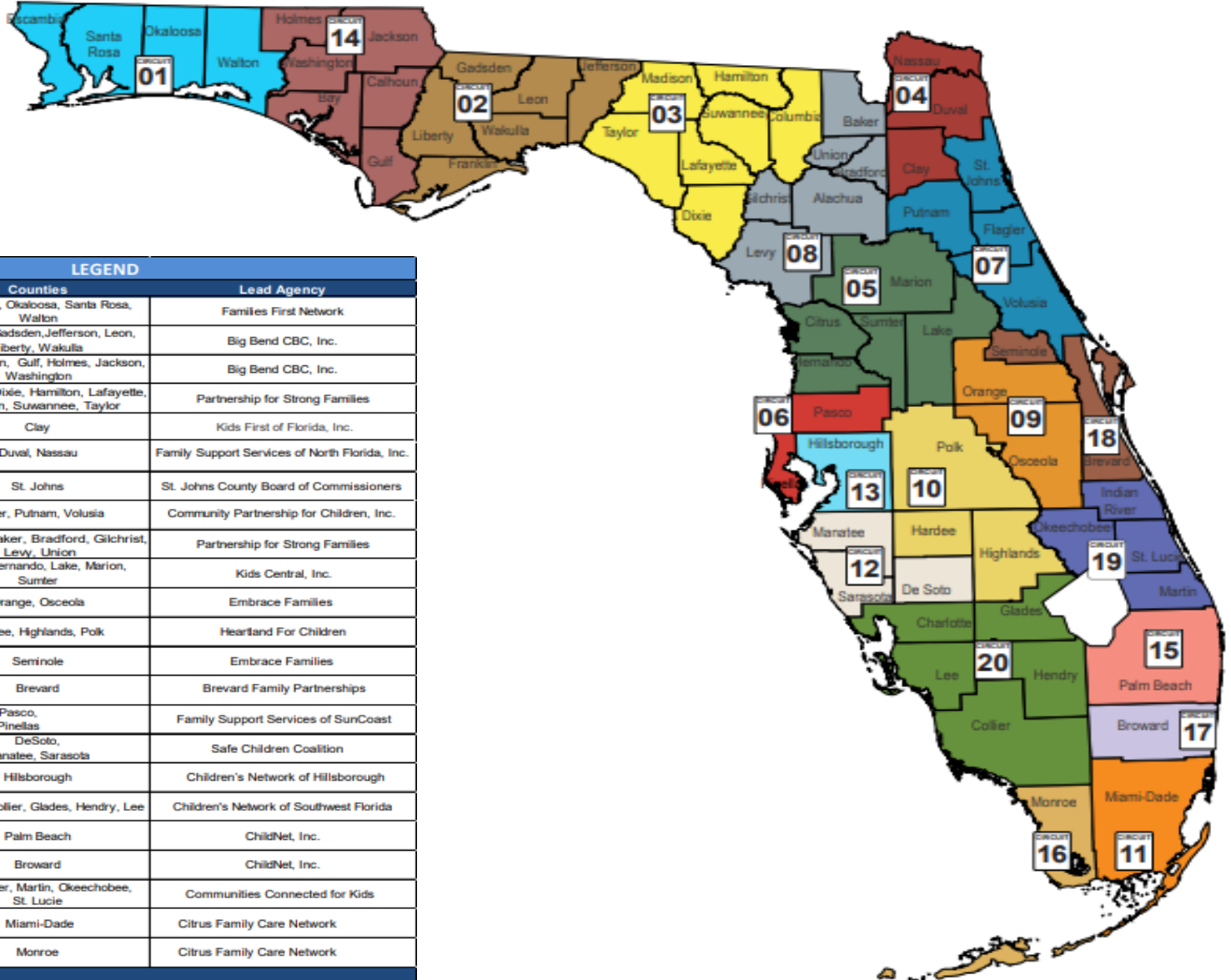
Please R.S.V.P. to **Sandi Denmark** or **Misty Combee**

(863) 450-0995 or **(863)397-5626**

Sandi.denmark@chsfl.org or misty.combee@chsfl.org



Community Based Care Lead Agency Map



LEGEND			
Circuit	Region	Counties	Lead Agency
1	Northwest	Escambia, Okaloosa, Santa Rosa, Walton	Families First Network
2		Franklin, Gadsden, Jefferson, Leon, Liberty, Wakulla	Big Bend CBC, Inc.
14		Bay, Calhoun, Gulf, Holmes, Jackson, Washington	Big Bend CBC, Inc.
3	Northeast	Columbia, Dixie, Hamilton, Lafayette, Madison, Suwannee, Taylor	Partnership for Strong Families
4		Clay	Kids First of Florida, Inc.
4		Duval, Nassau	Family Support Services of North Florida, Inc.
7		St. Johns	St. Johns County Board of Commissioners
7	Central	Flagler, Putnam, Volusia	Community Partnership for Children, Inc.
8		Alachua, Baker, Bradford, Gilchrist, Levy, Union	Partnership for Strong Families
5	SunCoast	Citrus, Hernando, Lake, Marion, Sumter	Kids Central, Inc.
9		Orange, Osceola	Embrace Families
10		Hardee, Highlands, Polk	Hearthand For Children
18	Southeast	Seminole	Embrace Families
18		Brevard	Brevard Family Partnerships
6	Southern	Pasco, Pinellas	Family Support Services of SunCoast
12		DeSoto, Manatee, Sarasota	Safe Children Coalition
13		Hillsborough	Children's Network of Hillsborough
20		Charlotte, Collier, Glades, Hendry, Lee	Children's Network of Southwest Florida
15	Southern	Palm Beach	ChildNet, Inc.
17		Broward	ChildNet, Inc.
19		Indian River, Martin, Okeechobee, St. Lucie	Communities Connected for Kids
11	Southern	Miami-Dade	Citrus Family Care Network
16		Monroe	Citrus Family Care Network

