



Community Based Care: Hardee, Highlands & Polk Counties

CBC Performance and Quality Improvement Packet
Data for Week Ended Sunday, April 02, 2023



Community Based Care Lead Agency Scorecard

FY 22-23, 2nd Quarter: October 01, 2022 to December 31, 2022

CBC Lead Agency Scorecard Performance Table	Safety				Permanency				Well-Being			
Measures	1. Rate of Abuse per 100,000 days while in foster care.	2. Percent of children who are not neglected or abused during in-home services.	3. Children who are not neglected or abused after closure of services.	4. Children under supervision who are seen every 30 days.	5. Children exiting foster care to a permanent home within 12 months of entering care.	6. Children achieving permanency in 12 months for children in foster care 12 to 23 months.	7. Children who do not re-enter foster care within 12 months of moving to a permanent home.	8. Children's placement moves per 1,000 days in foster care.	9. Children in out-of-home care who have received medical services in the last 12 months.	10. Children in out-of-home care who received dental services within the last 7 months.	11. Young adults in foster care at age 18 that have completed or are enrolled in secondary education.	12. Children placed with all of their siblings who are in out of home care.
Standard	8.5	95.0%	95.0%	99.5%	40.5%	43.6%	91.7%	4.12	95.0%	95.0%	80.0%	65.0%
Reporting Period	10/01/21 - 09/30/22	10/01/21 - 09/30/22	04/01/21 - 03/31/22	01/01/22 to 12/31/22	01/01/21 to 12/31/21	01/01/22	01/01/20 to 12/31/20	01/01/22 to 12/31/22	12/31/22	12/31/22	01/01/22 to 12/31/22	12/31/22
Brevard Family Partnership	6.90	95.0%	96.5%	99.8%	32.4%	50.5%	94.5%	3.52	96.0%	84.2%	88.8%	60.0%
ChildNet-Broward	9.38	96.2%	95.8%	99.6%	30.5%	53.8%	83.5%	3.60	96.5%	81.5%	83.3%	64.4%
ChildNet-Palm Beach	10.86	96.4%	96.9%	99.7%	34.2%	58.6%	93.7%	3.15	96.0%	88.0%	53.0%	57.2%
Childrens Network of SW Florida	4.49	97.8%	96.9%	99.9%	33.0%	58.6%	95.6%	5.39	97.3%	92.3%	84.0%	60.3%
Childrens Network-Hillsborough	7.19	95.9%	97.3%	97.4%	27.3%	27.9%	91.0%	8.00	83.3%	59.6%	54.2%	58.2%
Citrus Health Network	2.74	96.6%	99.1%	99.6%	25.5%	44.2%	92.4%	3.24	98.0%	97.4%	97.3%	60.2%
Communities Connected for Kids	8.91	94.5%	96.6%	99.7%	43.7%	62.9%	89.9%	3.39	96.5%	91.0%	84.6%	62.8%
Community Partnership for Children	8.28	94.1%	97.3%	99.4%	25.8%	57.2%	88.0%	4.05	95.0%	69.1%	88.8%	58.4%
Embrace Families	8.73	94.8%	98.2%	97.9%	30.3%	44.8%	93.4%	6.18	66.0%	43.4%	84.2%	57.2%
Family Integrity Program	2.54	95.0%	97.0%	99.7%	38.8%	88.1%	90.2%	2.57	100.0%	100.0%	66.6%	52.9%
Family Support Services of North Fla	5.41	96.5%	96.7%	99.8%	31.1%	64.2%	87.8%	4.55	95.5%	90.4%	91.6%	56.5%
FSS Suncoast	7.94	94.0%	95.6%	96.8%	24.3%	37.0%	91.3%	6.51	80.0%	53.4%	80.0%	63.5%
Heartland for Children	8.48	94.9%	98.2%	99.8%	33.8%	48.9%	94.2%	3.88	98.9%	89.5%	92.1%	57.0%
Kids Central, Inc.	3.96	95.4%	96.9%	98.7%	31.6%	39.0%	85.0%	6.34	78.2%	57.0%	75.0%	63.8%
Kids First of Florida, Inc.	7.11	99.0%	96.1%	99.0%	34.5%	53.4%	87.8%	5.49	91.4%	75.8%	50.0%	64.1%
NWF Health Network - East	5.08	97.0%	97.1%	99.4%	30.0%	56.1%	94.5%	4.84	93.1%	84.4%	78.5%	63.4%
NWF Health Network - West	11.01	94.7%	97.3%	99.6%	24.1%	40.5%	91.3%	8.16	87.3%	72.3%	80.6%	60.8%
Partnership for Strong Families	6.17	97.6%	97.2%	99.8%	25.2%	46.4%	94.9%	5.78	83.5%	56.6%	93.3%	53.5%
Safe Children Coalition	5.79	96.9%	95.2%	99.3%	35.8%	49.8%	91.5%	4.46	96.3%	83.8%	75.6%	65.4%
Statewide	7.16	95.8%	96.8%	98.7%	30.1%	46.7%	91.0%	5.26	87.5%	71.6%	79.4%	60.5%
Red Zone	8.85	92.9%	92.9%	98.9%	36.3%	39.2%	90.8%	4.54	89.9%	89.9%	69.9%	60.0%



Scorecard Measure 4 – Children Seen Every Thirty Days

SM04 - Percent of children under supervision who are required to be seen every 30 days – Target = 99.5%

Scorecard Measure #4 - Children Under Supervision Who Are Seen Every Thirty Days		
Supervision between 03/01/23 - 03/31/23		
Agency	# of Children <u>Not</u> seen in 30 days	% of Children seen timely
CHS	12	99.78%
LSF	2	99.95%
OHU	15	99.82%
Total	29	99.85%
<i>Source: "Children Under Supervision Who Are Seen Every Thirty Days - Report #1144" Data-as-of: 04/02/23</i>		



Monthly Birth Parent Contacts

Target = 70% Mothers and 50% Fathers - seen monthly

Birth Parent Contact Completed							
03/01/23 to 03/31/23							
AGENCY	# Moms Required	# Moms Completed	Mom % Completed	# Dads Required	# Dads Completed	Dad % Completed	Combined Average
CHS	182	73	40.1%	121	35	28.9%	34.5%
LSF	233	118	50.6%	174	66	37.9%	44.3%
OHU	183	83	45.4%	132	37	28.0%	36.7%
TOTAL	598	274	45.8%	427	138	32.3%	39.1%

Mother Contact

Green: 70% or above, Yellow: 69% - 60%, Red: 59% or less

Father Contact

Green: 50% or above, Yellow: 49% - 40%, Red: 39% or less

Source: FSFN Data Warehouse – Ad Hoc Report; Data-as-of: 04/02/23




Scorecard Measures 5 & 6 - Children Achieving Permanency

SM05 - Percent of children exiting care to a permanent home within 12 months of entering care – Target = 40.5%


SM06 - Percent of children exiting care to a permanent home for children in care 12-23 months – Target = 43.6%

Reunifications Entered into FSFN: Week of 03/27/23 thru 04/02/23			
Agency	Timely	Un-Timely	Total
CHS	2		2
LSF		1	1
OHU	3	5	8
Total	5	6	11

Service Availabilities Service Snapshot of Availability as of 04/04/23	
Youth Villages	Peace River Home-to-Stay
3 – Polk	0 – Polk 0 – Highlands / Hardee

Scorecard Measure #5 - 04/01/21 to 03/31/22 Children Achieving Permanency within 0-12 Mths FY 22-23 - 3rd Qtr as of 04/02/23			
Agency	Permanency within 12 mths	Total Children out-of-home care	Percent Timely Reunification
CHS	60	229	26.2%
LSF	41	226	18.1%
OHU	103	253	40.7% 
HFC Total	204	708	28.81%

SM05 - Percentage to reach Yellow = 36.5%

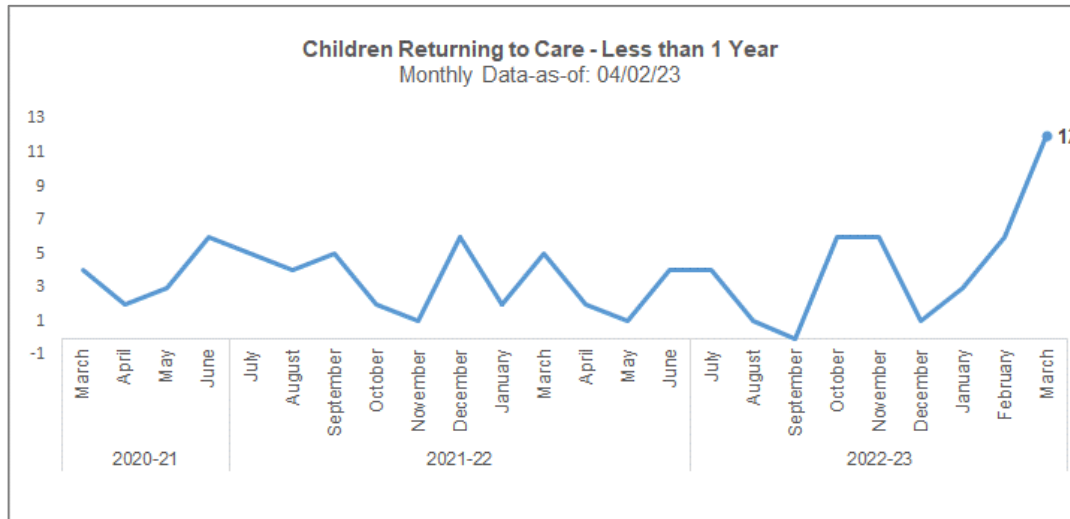
Scorecard Measure #6 - 04/01/22 Children Achieving Permanency within 12-23 Mths FY 22-23 - 3rd Qtr as of 04/02/23			
Agency	Permanency within 12-23 mths	Total Children LOS 12-23 mths	Percent Timely Reunification
CHS	46	109	42.2%
LSF	67	129	51.9% 
OHU	31	86	36.0%
HFC Total	144	324	44.4%

SM06 - Percentage to reach Yellow = 39.4%



Children Returning to Care

Number of Children in a Recent Removal Episode Who Have Had a Prior Removal



Removal Episodes for Children with a Prior Removal								
Removals entered into FSFN between 03/27/23 - 04/03/23								
Current Agency	Current Removal Date	Prior Unit	Prior Removal	Prior Discharge	Length of Stay (months)	Length from Prior Discharge (months)	LOR Range	SM07 Cohort
CHS	3/22/2023	141846-CHSFL	8/4/2017	1/5/2018	5	62	> 5.0 yrs	N
LSF	7/20/2022	141828-LSF	8/15/2018	6/3/2019	10	37	3.0 - 4.9 yrs	N
LSF	7/20/2022	141828-LSF	8/15/2018	6/3/2019	10	37	3.0 - 4.9 yrs	N
OHU	3/21/2023	142852-OHU-POLK	6/8/2019	7/24/2020	14	31	1.0 - 2.9 yrs	N
OHU	3/21/2023	142852-OHU-POLK	6/8/2019	7/24/2020	14	31	1.0 - 2.9 yrs	N

Source: FSFN Data Warehouse Ad Hoc Report, Rpt-as-of: 04/03/23

Prior Weeks' Undiscussed Re-entries								
Removals entered into FSFN between 03/20/23 - 03/26/23								
Current Agency	Current Removal Date	Prior Unit	Prior Removal	Prior Discharge	Length of Stay (months)	Length from Prior Discharge (months)	LOR Range	SM07 Cohort
CHS	3/9/2023	141837-CHSFL	9/17/2018	8/26/2022	47	6	< 1.0 yr	N
CHS	3/9/2023	141837-CHSFL	9/17/2018	8/26/2022	47	6	< 1.0 yr	N
CHS	3/9/2023	141837-CHSFL	9/17/2018	8/26/2022	47	6	< 1.0 yr	N

Source: FSFN Data Warehouse Ad Hoc Report, Rpt-as-of: 03/27/23

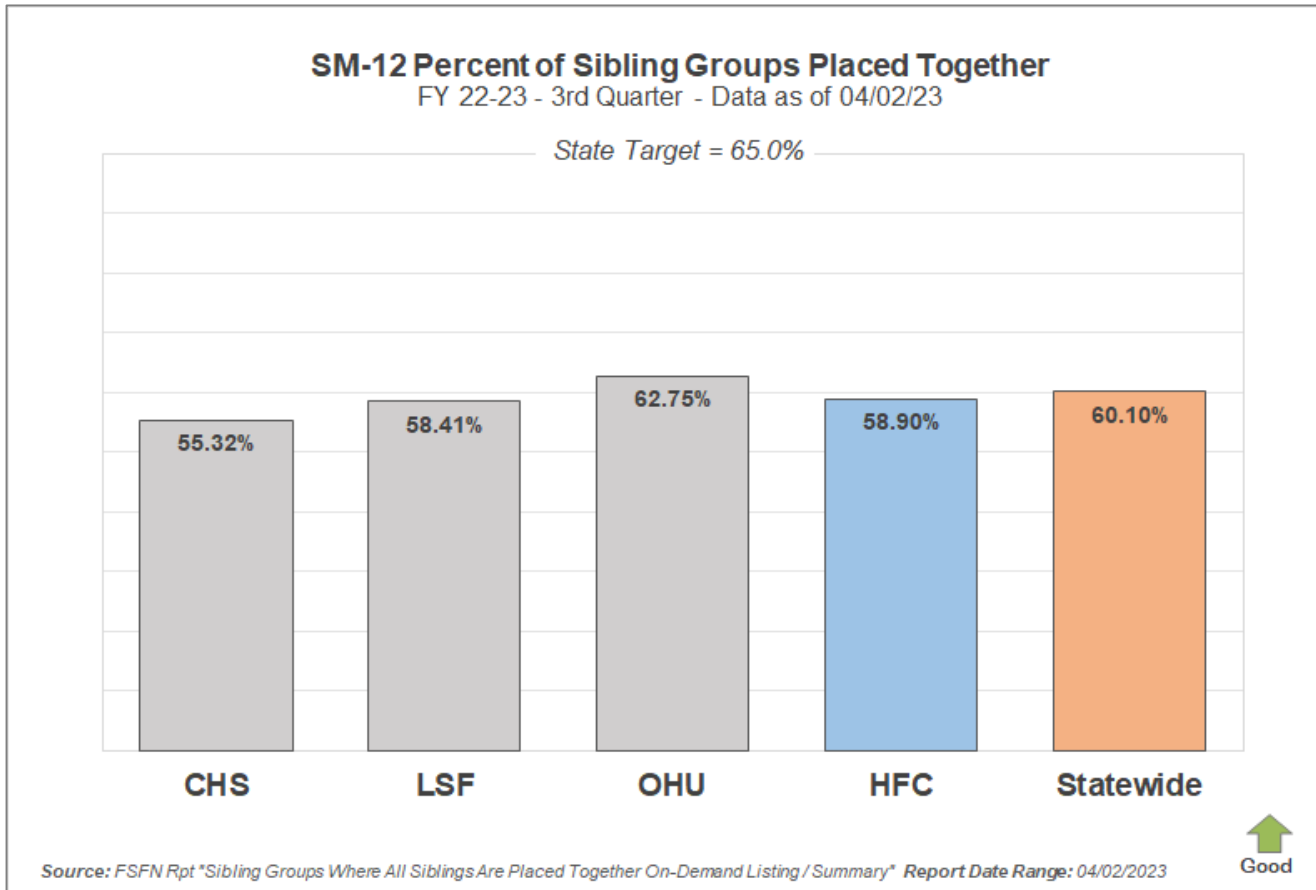


Scorecard Measure 12 – Separated Siblings

SM12 - Percentage of siblings groups in out-of-home care where all siblings are placed together – **Target = 65.0%**

SM12 - Percent of Sibling Groups Placed Together			
Agency	Number of Cases w/ Siblings Together	Total Cases Sibling Groups	Percent of Siblings Placed Together
CHS	52	94	55.32%
LSF	66	113	58.41%
OHU	64	102	62.75%
HFC	182	309	58.90%

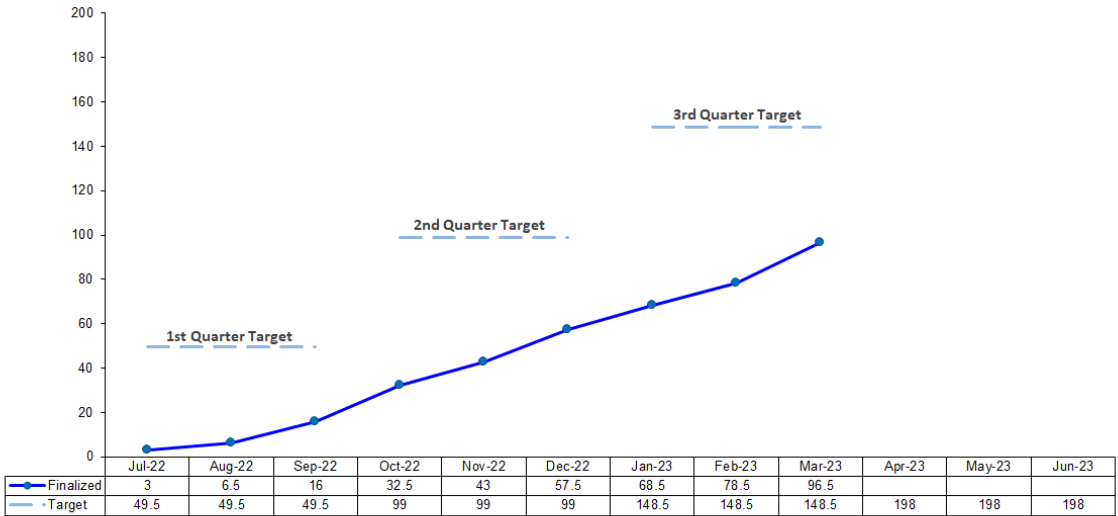
Number of sibling groups to achieve SM12 target – 19 Sibling Groups



Adoption Finalizations

Percent of Adoptions Finalized with 24 Months of Removal & Percent of Adoption Goal Met

Heartland for Children - DCF Circuit 10
Adoption Finalizations for FY 22-23



Source: HFC Adoption Database; Data-as-of: March 24, 2023

FY 22-23 Target = 198

Upcoming Finalization Dates

April 19, 2023

April 26, 2023

Adoption Finalizations

FY 22-23 - 3rd Quarter as of 04/03/23

CMO	Subsidy Files Submitted	Finalized Adoptions	Quarter Target	Quarter Target Met
CHS	3	18	32.5	55.4%
LSF	0	4	22	18.2%
OHU	3	17	38	44.7%
Total	6	39	92.5	42.2%

Adoption Finalizations

Total Fiscal Year-to-Date

Total Finalized	HFC Target	% Met	% w/in 24 Mths
96.5	198	48.7%	20.5%



Children's Legal Services – Shelter Report

CLS Weekly Shelter Report FY 2022-23 as of April 03, 2023

Children Previously Sheltered W/in Last 12 Mnths														
	JUL	AUG	SEP	OCT	NOV	DEC	JAN	FEB	MAR	APR	MAY	JUN	22/23 Totals	21/22 Totals
# of Shelter Hearings														
Polk	29	24	18	34	18	28	26	21	28				226	315
Highlands	5	3	2	3	5	1	2	5	5				31	44
Hardee	0	0	1	0	1	0	0	2	1				5	23
Total	34	27	21	37	24	29	28	28	34				262	379
# Children Removed														
Polk	50	55	29	73	39	48	42	39	61				436	551
Highlands	8	9	7	3	10	2	3	8	7				57	71
Hardee	0	0	5	0	2	0	0	4	1				12	43
Total	58	64	41	76	51	50	45	51	69				505	656
Total Children Denied Shelter														
Polk	0	0	0	0	0	0	0	0	0				0	0
Highlands	0	0	0	0	0	0	0	0	0				0	0
Hardee	0	0	0	0	0	0	0	0	0				0	0
Total	0	0	0	0	0	0	0	0	0				0	0
# Children Placed with Relative														
Polk	28	43	18	31	26	22	23	17	34				242	285
Highlands	5	6	5	2	9	2	2	1	5				37	55
Hardee	0	0	5	0	2	0	0	2	1				10	26
Total	33	49	28	33	37	24	25	20	40				289	357
# Children Placed with Non Relative														
Polk	5	10	4	22	4	3	4	2	6				60	80
Highlands	0	0	2	0	0	0	1	0	0				3	6
Hardee	0	0	0	0	0	0	0	2	0				2	3
Total	5	10	6	22	4	3	5	4	6				65	89
# Children Placed with Fictive Kin														
Polk	1	0	0	0	0	0	0	0	0				1	6
Highlands	0	0	0	0	0	0	0	0	0				0	1
Hardee	0	0	0	0	0	0	0	0	0				0	1
Total	1	0	0	0	0	0	0	0	0				1	8
# Children Placed in Foster Care														
Polk	16	2	7	20	9	23	15	20	18				130	180
Highlands	3	3	0	1	1	0	0	7	1				16	11
Hardee	0	0	0	0	0	0	0	0	4				4	11
Total	19	5	7	21	10	23	15	27	23				150	202

% of Children Sheltered Placed in Foster Care Data as of 04/03/23			
Month	20-21	21-22	22-23
Jul	28.6%	22.1%	32.8%
Aug	21.9%	43.5%	7.8%
Sep	27.3%	28.2%	17.1%
Oct	22.4%	28.9%	27.6%
Nov	20.4%	36.8%	19.6%
Dec	24.5%	19.4%	46.0%
Jan	25.0%	48.8%	33.3%
Feb	20.5%	15.6%	52.9%
Mar	21.7%	47.2%	33.3%
Apr	17.5%	26.9%	
May	23.4%	27.5%	
Jun	38.5%	32.4%	
FY Total	24.9%	30.8%	29.7%

Shelter Count for the Week of March 28 - April 03, 2023			
	Polk	Highlands	Hardee
Shelters	4	1	0
Children Removed	6	1	0
Placed w/ a Relative	1	0	0
Placed w/a Non-Rel	4	0	0
Placed w/a Fictive Kin	0	0	0
Placed in Foster Care	1	1	0



Case Transfer Staffing Data

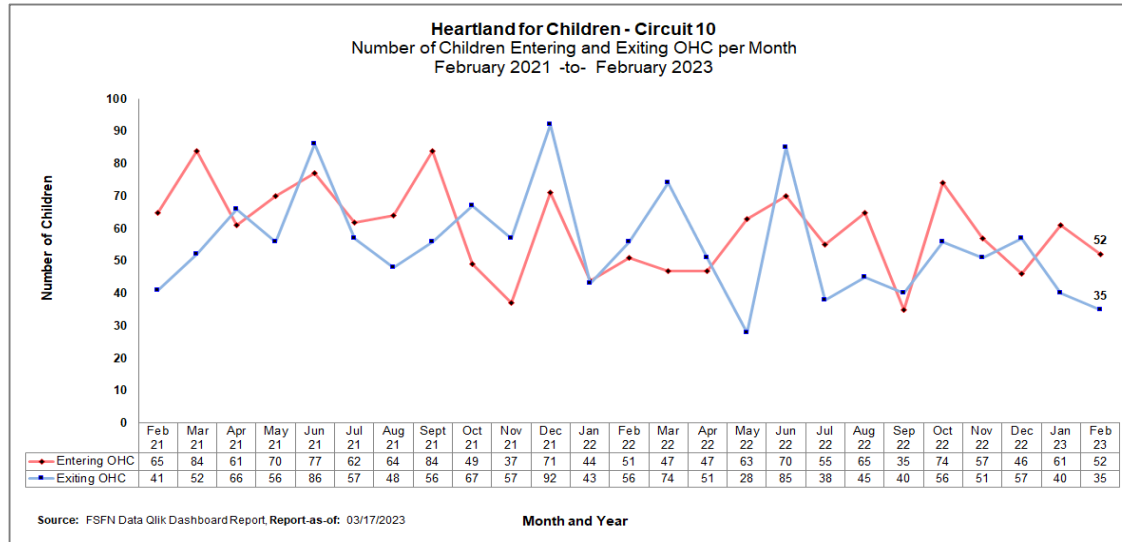
Case Transfer Data For Fiscal Year July 1, 2022 – June 30, 2023 - Data as of 03/31/23

	JUL	AUG	SEP	OCT	NOV	DEC	JAN	FEB	MAR	APR	MAY	JUN	22-23 Totals	21-22 Totals
Number of Children														
CHS	32	32	19	17	24	23	2	43	46				238	358
LSF	36	34	20	38	36	43	30	29	35				301	355
OHU Polk	12	18	13	7	12	16	27	14	5				124	147
One Hope	37	49	40	30	47	33	33	26	34				329	503
Total	117	133	92	92	119	115	92	112	120				992	1363
Out of Home Care														
CHS	19	19	16	13	19	20	10	24	26				166	200
LSF	17	15	15	24	25	21	18	12	24				171	188
OHU Polk	8	9	12	7	9	14	8	10	5				82	103
One Hope	12	8	12	6	18	4	1	7	10				78	113
Total	56	51	55	50	71	59	37	53	65				497	604
In - Home Judicial														
CHS	5	0	0	0	0	0	2	1	0				8	4
LSF	2	1	0	2	0	0	2	0	0				7	16
OHU Polk	0	0	0	0	0	0	0	0	0				0	2
One Hope	0	2	0	0	0	2	2	0	0				6	6
Total	7	3	0	2	0	2	6	1	0				21	28

	JUL	AUG	SEP	OCT	NOV	DEC	JAN	FEB	MAR	APR	MAY	JUN	22-23 Totals	21-22 Totals
Non-Judicial In - Home Services														
CHS	6	8	3	3	3	3	2	7	19				54	116
LSF	10	10	5	8	8	18	3	10	7				79	95
OHU Polk	4	9	1	0	1	1	5	4	0				25	31
One Hope	3	3	0	3	12	12	6	0	0				39	35
Total	23	30	9	14	24	34	16	21	26				197	277
OCS / ICPC Courtesy Supervision														
CHS	0	0	0	0	0	0	0	0	0				0	0
LSF	0	0	0	0	0	0	0	0	0				0	0
OHU Polk	0	0	0	0	0	0	0	0	0				0	0
One Hope	22	29	28	21	17	15	24	18	24				198	338
Total	22	29	28	21	17	15	24	18	24				198	338
Reinstatement of Protective Services Supervision (Notice of Hearings)														
CHS	0	3	0	0	0	0	0	9	0				12	17
LSF	5	6	0	4	3	2	0	6	3				29	46
OHU Polk	0	0	0	0	0	0	0	0	0				0	2
One Hope	0	4	0	0	0	0	0	0	0				4	0
Total	5	13	0	4	3	2	0	15	3				45	65

Children Entering & Exiting Care

Number of Children Entering and Exiting Out-of-Home Care per Month





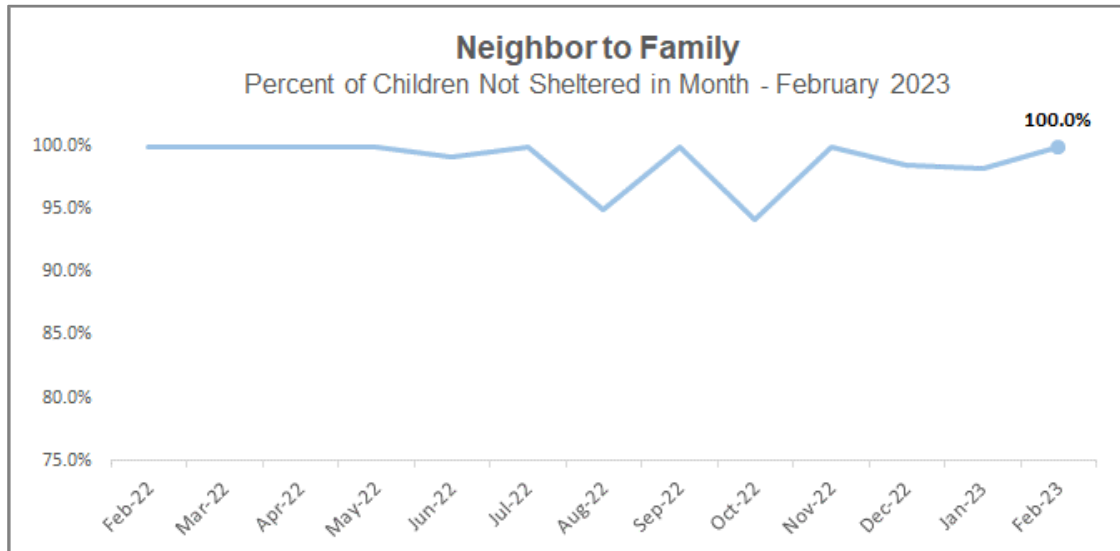
Neighbor to Family – Weekly & Monthly Census

22-23 Fiscal Year to Month - Percentage of Children Not Sheltered: **95.9%**

"Allowing staff to come into homes and get to know parents personally without judgement."

- NTF Parent Satisfaction Survey– Q: What we are doing well?

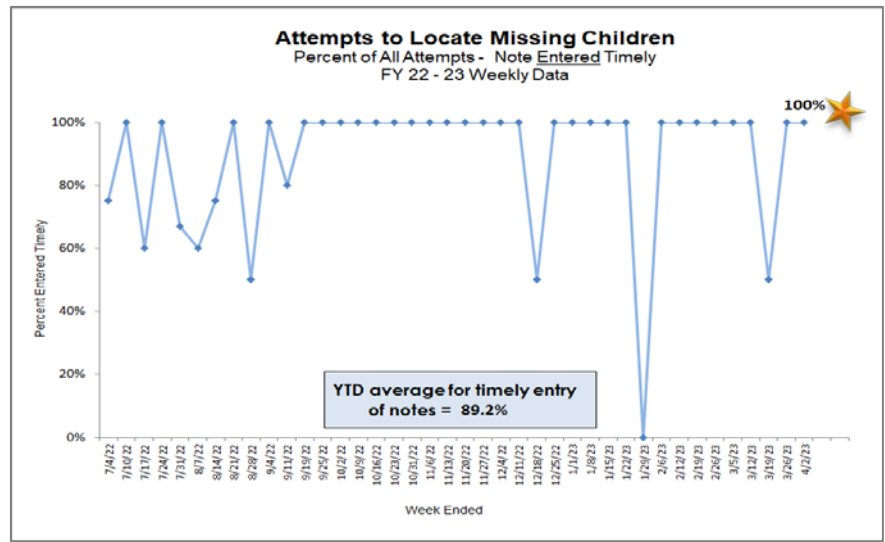
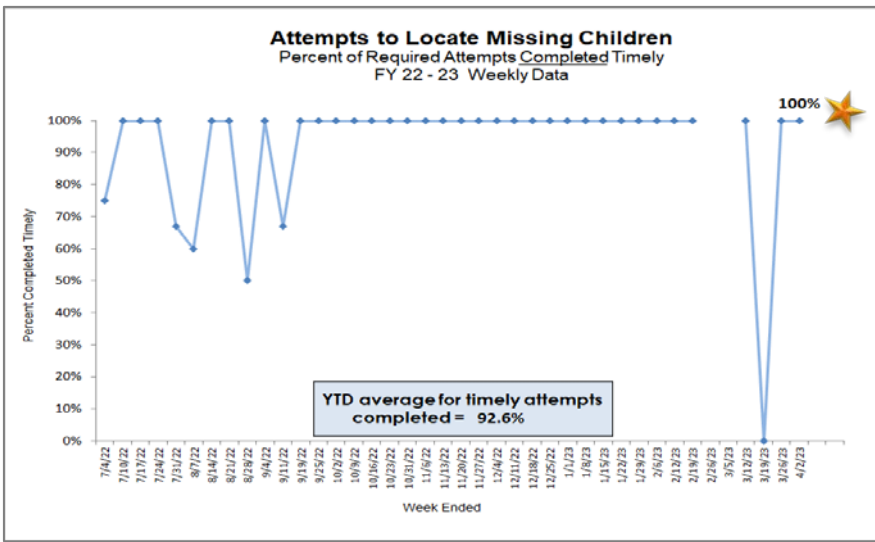
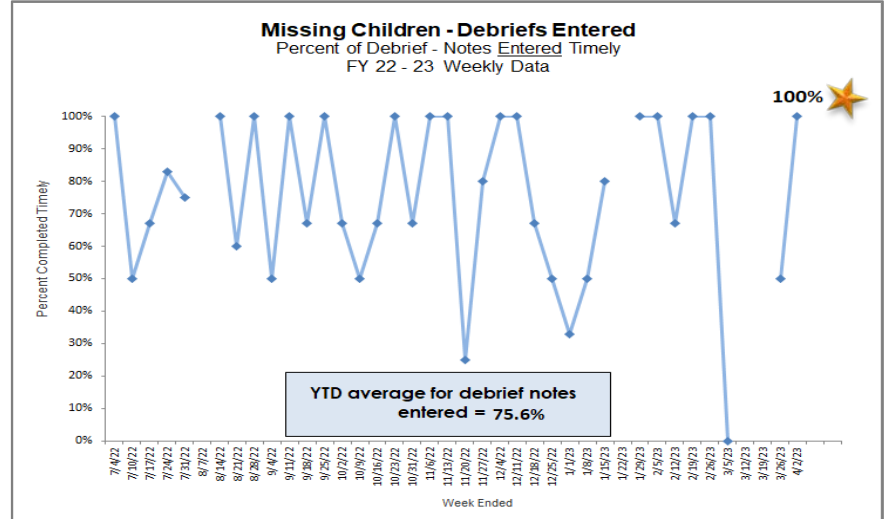
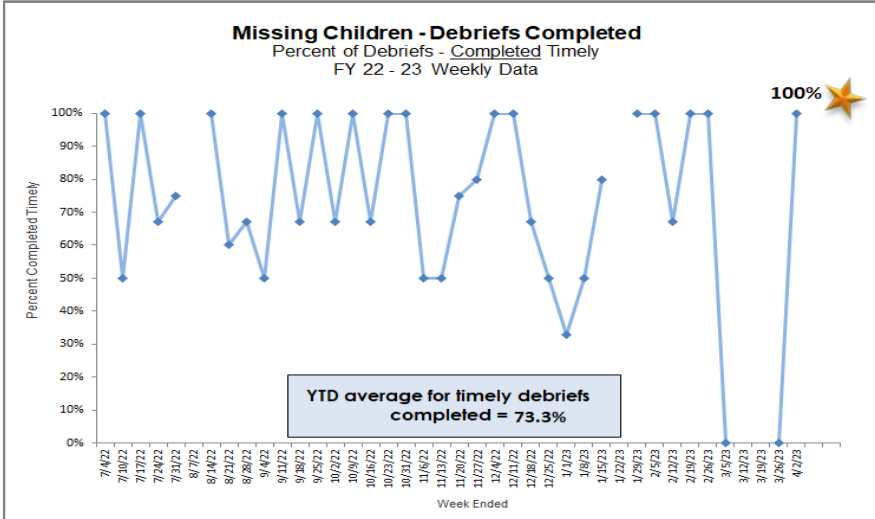
Neighbor To Family - Weekly Census Numbers		
Weekly Data 03/28/23 through 04/03/23		
Referral Type	Number of Families	Number of Children
CPI - Safety Management	1	1
CPI - Family Support	23	60
Specialized - Family Support	4	10
Prevention - Comm. Referral	33	82
Special Conditions Report	3	6
Nurturing Parenting	11	14
NTF - Total Services	75	173



Missing Children

HFC – DCF Circuit 10 Missing Youth Data as of Reporting Date

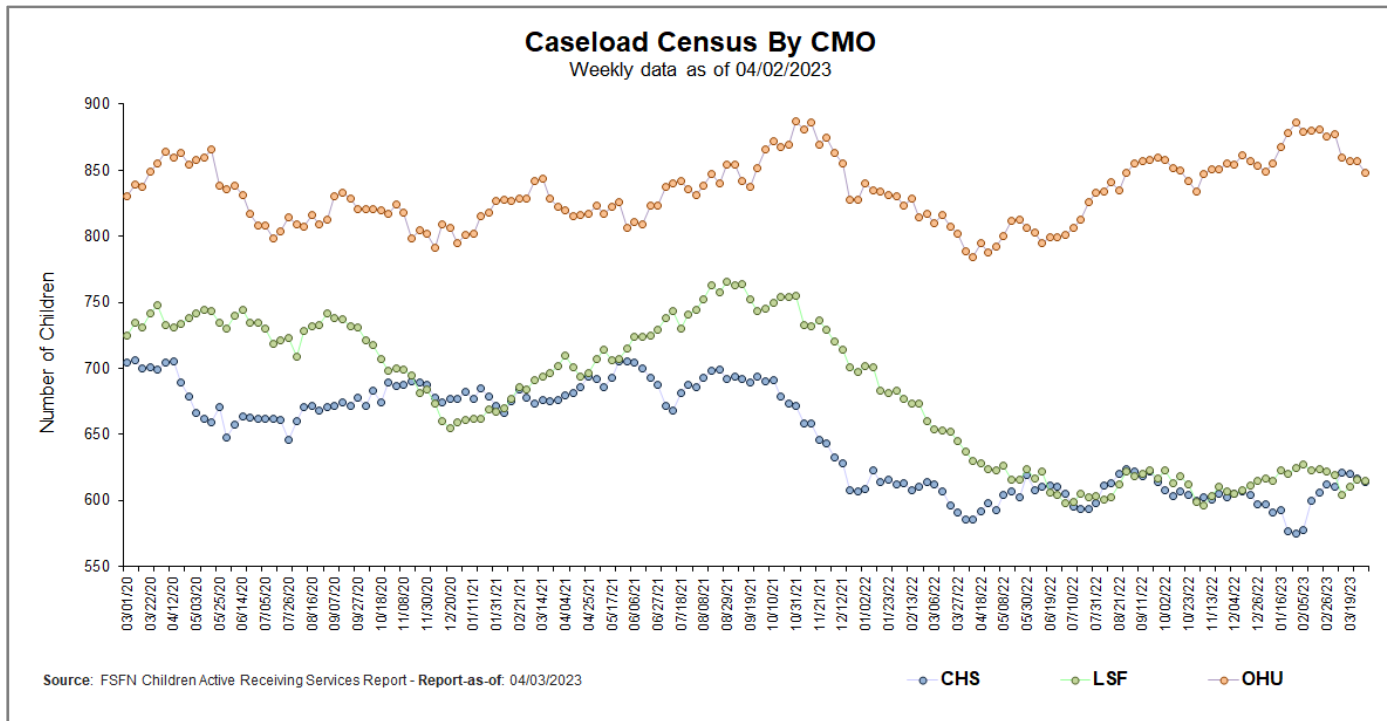
Weekly Data - Week ending 04/02/2023					
	Current Missing	Late Reports	Late ATL	Recoveries	Late Debriefs
CHS	0	0	0	0	0
LSF	1	0	0	0	0
OHU	1	0	0	1	0
CPI	0	0	0	0	0
Total	2	1	0	1	2



Caseload Census Information

CBC Services Weekly Caseloads By CMO

Number of Children by CMO Last 6 Reporting Periods						
Agency	2/26/2023	3/5/2023	3/12/2023	3/19/2023	3/26/2023	4/2/2023
CHS	612	610	621	620	617	614
LSF	621	619	604	610	616	615
OHU	874	877	860	857	857	848
HFC Total	2107	2106	2085	2087	2090	2077



Caseload Census by Case Manager and Organization

Data as of 04/02/23

Caseload of 1 - 5 Children		
CMO	Case Workers	#
CHS	Williamson, Abigail	4
OHU	Meinke, Danielle	2
LSF	Forbes, Sabrina	1
CHS	Denmark, Sandi	1
CHS	Spencer-Whiting, Nicole	1
CHS	Collins, Sara	1

Caseload of 6 - 15 Children		
CMO	Case Workers	#
OHU	Mendez, Natalie	15
LSF	Williams, Carlise	15
OHU	Daniel, Peyton	15
CHS	Whiting, Kari	12
LSF	Pogu, Lydia	11
OHU	Howe, Danielle	10
OHU	Metelus, Getro	8

Caseload of 16 - 24 Children		
CMO	Case Workers	#
OHU	Brutus, Marie	24
LSF	Coleman, Tangela	24
OHU	Nizamoff, Tori	24
OHU	Pizarro, Frances	24
OHU	Mullis, Felicia	24
OHU	Mccoy, Ariana	24
LSF	Cruz, Veronica	24
OHU	Wall, Tasha	23
LSF	Lynch, Rodina	23
OHU	Southall, Akeva	23
LSF	Renfro, Andrew	23
OHU	Claffey, Alexandra	22
OHU	Ghant, Dante	22
LSF	Davis, Katelyn	22
LSF	Bon-Fiol, Nikol	21
LSF	Evans, Mikayla	21
OHU	Ventura, Armando	21
LSF	Burciaga, Cristina	21
LSF	McNulty, Andriea	21
OHU	Thompson, Wyshana	21
LSF	Bickel, Sherry	21
LSF	Hettmansperger, Katelin	20
CHS	Saimplice, Sherby	20
CHS	Forsman, Angela	20
LSF	Londono, Reina	20
OHU	ownfield-Salahuddi, Courtn	19
LSF	Ellis, Darren	19
OHU	Ryan, Shay	19
LSF	Hiraldo Guzman, Mireliz	18
CHS	Telleria, Jelitza	17
CHS	Dawes, Dominique	16
LSF	Brown, Ciara	16
LSF	Ramnaugh, Shan	16

Caseload of 25 - 29 Children		
CMO	Case Workers	#
OHU	Pittard, Deangelo	29
LSF	Nail, Demetria	29
CHS	Hodges, Elaine	29
LSF	Louis, Rachelle	28
CHS	House, David	27
CHS	White, Melinda	27
LSF	Pierce, Pamela	27
LSF	Pamphile, Emmanuella	27
OHU	Willix, Amensha	26
LSF	Morris, Alundrea	26
OHU	Cleveland, Tammy	25
OHU	Kohn, Ludessa	25
OHU	Nettles, Markisha	25
LSF	Willingham, Jadashia	25
OHU	Dedrick, Dawn	25
LSF	Escartin Vega, Kathia	25
OHU	Weathersby, Donald	25
OHU	Bello, Bianca	25

Caseload of 30+ Children		
CMO	Case Workers	#
OHU*	Bailon, Margarita	50
OHU*	Villegas, Anna	44
OHU*	Washington, Woodrica	43
OHU*	Fuentes, Norma	42
CHS	Hiers, Katherine	40
CHS	Mcphail, Allissa	39
CHS	Bain, Claire	39
CHS	Sisk, Sarah	38
OHU*	Simmons, Shannon	38
CHS	Luebke, Nicole	38
OHU*	Smith, Lorie	37
CHS	Fort, Angela	32
CHS	Moody, Natasha	31
CHS	Taylor, Victoria	31
CHS	Alves, Jordan	31
LSF	Lott, Carla	31
CHS	Harris, Tequila	30

Transition Age Youth - Young Adults		
CMO	Case Workers	#
CHS	Nieves, Carlos	29
LSF	Peralta, Joshua	24
OHU	Vazquez, Roger	12
OHU	Sandbrook, Mary	6
LSF	Jones, Dane	1

FTC Facilitators Carrying Cases		
CMO	Case Workers	#
CHS	Cruz, Cheyleen	9
CHS	Mills, Clyatt	8

Unit Supervisors Carrying Cases		
CMO	Case Workers	#
CHS	Luskey, Taylor	35
OHU	Colon, Lisette	24
LSF	Newton, Kimberly	10
CHS	Cortes, Jennifer	6
LSF	O'Connor, Michelle	4
OHU	Gonzalez, Jesus	3
CHS	Humber, John	3
OHU	Shackleford, India	2
OHU	Willis, Markeisha	1
CHS	Butler, Haveria	1
OHU	Beach-Solmo, Amber	1

*These OHU case managers contain caseloads that are over 65% OCS cases. On average an OCS case compares to 1.54 regular cases (i.e., 20 OCS cases approx. equals 13 regular cases).

All CHS case managers are supported by Case-Aim support. On average a Case-Aim supported case compares to 1.33 regular cases (i.e., 20 cases with Case-Aim approx. equals 15 cases without Case-Aim support).



Caseload Census Information

Case Manager Caseload Breakdown by Agency – Data as of 04/02/23

Count of Case Managers Within a Caseload Range							
CMO	1-5 Children in Caseload	6-15 Children in Caseload	16-24 Children in Caseload	25-29 Children in Caseload	30+ Children in Caseload	Total Case Managers*	Avg # of Children per CM
CHS	4	1	4	4	10	23	26.7
LSF	2	2	17	7	1	29	21.2
OHU	1	6	13	8	6	34	24.9
# of CMs	7	9	34	19	17	86	24.2

Percent of Case Managers That Are at or Under the National Caseload Standard of 15			
CMO	# Case Managers	# with Caseload at 15 or lower	Percent at 15 or lower
CHS	23	5	21.7%
LSF	29	4	13.8%
OHU	34	7	20.6%
HFC	86	16	18.6%

* Data Excludes Unit Supervisors, FTC Facilitators & Resigned CMs Count

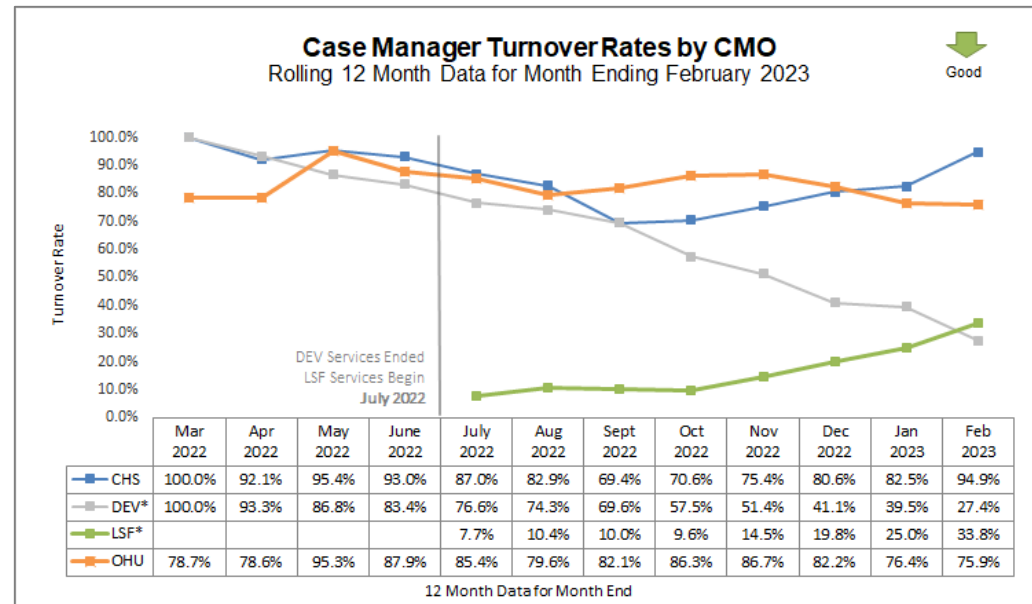
Case Management Organization Turnover

12 Month Case Manager Turnover Rates by Agency

Employee Turnover Rates By CMO 12 Month Data for Month Ended February 2023		
CMO	Case Manager	Case Manager Supervisor
CHS	94.9%	40.0%
DEV*	27.4%	11.1%
LSF*	33.8%	27.3%
OHU	75.9%	85.7%

7/2/22 - Transition from Devereux to Lutheran Services Florida; the 12-months required for a "Rolling Year Total" has been split between agencies:

- DEV: Mar-22 to Jun-22 (4 months)
- LSF: Jul-22 to Feb-23 (8 months)



Healthcare Information

Data Entered Into FSFN for Children in Out-of-Home Care

Health Information in FSFN for Children in OHC as of 04/02/23						
Agency	# of Children in OHC	% With a Medical Record in FSFN	% With Medical Service in last 12 Months	% With Dental Service in Last 7 months	% with Immunizations Up to Date	Overall Performance
CHS	421	100.0%	98.6%	94.7%	98.3%	97.2%
LSF	464	100.0%	96.6%	94.7%	98.3%	96.5%
OHU	409	100.0%	97.6%	93.0%	97.3%	96.0%
HFC	1294	100.0%	97.5%	94.1%	98.0%	96.5%

Source: FSFN report "Healthcare Service Information for Children in Out-of-home Care Daily Listing - OCWDRU"




Health Information in FSFN as of 04/02/23				
Agency	# of Missing Medical Records	# of Medical Appointments Needing Update	# of Dental Appointments Needing Update	# of Immunization Needing Update
CHS	0	6	14	7
LSF	0	16	15	8
OHU	0	10	20	11
Total	0	32	49	26


Source: "Healthcare Service Information for OHC - Daily Listing - OCWDRU"

Scorecard Measures 9 & 10 - Children Receiving Healthcare Services

SM 9 - Percent of children in out-of-home care who have received medical services in the last 12 months – Target = 95.0%

SM 10 - Percent of children in out-of-home care who have received dental services in the last 7 months – Target = 95.0%

Scorecard Measure #9 - 03/31/2023 (snapshot) Children Receiving Medical Services Within Last 12 Mths FY 22-23 - 3rd Qtr as of 04/02/23			
Agency	Appointment within last 12 mths	Total Children out-of-home care	Percent Medical Services Received
CHS	414	420	98.6% 
LSF	448	464	96.6% 
OHU	399	409	97.6% 
Total	1261	1293	97.5%

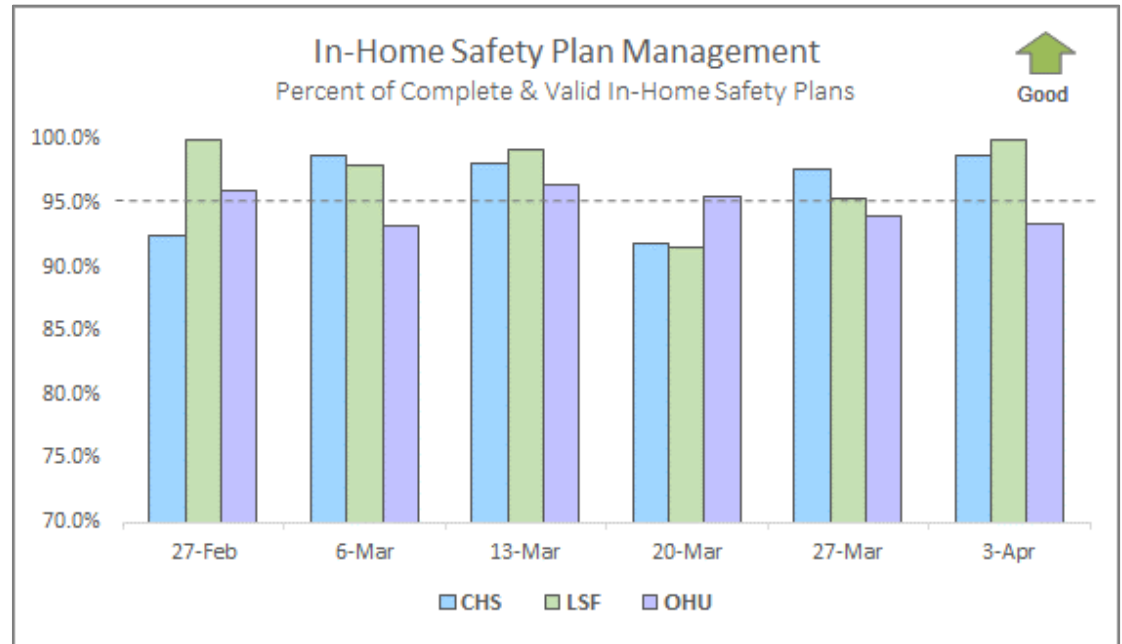
Scorecard Measure #10 - 03/31/23 (snapshot) Children Receiving Dental Services Within Last 7 Mths FY 22-23 - 3rd Qtr as of 04/02/23			
Agency	Appointment within last 7 mths	Total Children out-of-home care	Percent Dental Services Received
CHS	248	262	94.6%
LSF	274	285	96.1% 
OHU	269	286	94.1%
Total	791	833	94.96%



In-Home Safety Plan Management

Percent of Completed In-Home Safety Plans under 180 Effective Days – Target: **95.0%**

In-Home Safety Plan Management				
Percent of <u>Completed</u> In-Home Safety Plans under 180 <u>Effective</u> Days				
Agency	No -or- Expired Safety Plans	Complete & Valid Safety Plans	Total Required Safety Plans	Percentage Complete
CHS	2	161	163	98.8% ★
LSF	0	123	123	100.0% ★
OHU	9	125	134	93.3%
HFC Total*	11	409	420	97.38%



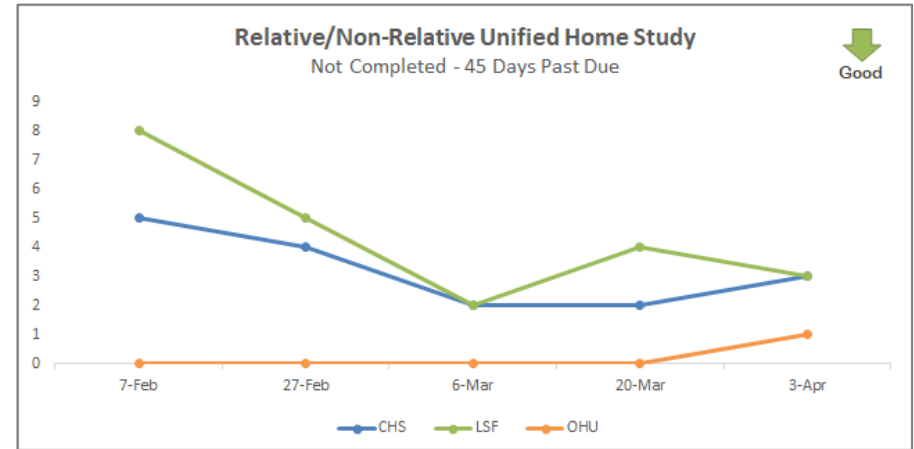
Source: FSN Report "Case Management Safety Management Listing", Report-as-of: 04/03/23



Unified Home Studies – Approval Status

Cases with a Pending or No UHS – 45+ Days Past Due; **Data-as-of:** 03/31/22

Relative / Non-Relative Unified Home Study Approval Status			
45 Days since Case Transfer - Past Due			
Agency	# of UHS	Status - Pending	Status - No UHS
CHS	3	0	3
LSF	3	0	3
OHU	1	1	0
Total	7	1	6



Child Placement Agreement – Current Errors

Child Placement Agreement Errors					
Data as of 04/03/2023					
Agency	New CPA Needed	Need to Upload Signed Agreement	Need Supervisor Approval	Need to Close CPA	Total
CHS	3	5	3		11
LSF		1	1		2
OHU					0 ★
Total	3	6	4	0	13



AWARENESS FOR APRIL

Child Abuse Prevention Month

4/7 – Webinar: Building the Foundation: Critical Conversations About Child Abuse Prevention
4/11 – Pinwheels in the Park
4/14 – Webinar: Empowering Emotional Growth
4/21 – Webinar: Supporting Diverse Families

Learn more: heartlandforchildren.org/pinwheels

HEALTH RESOURCES

For more COVID information specific to Florida, go to floridahealthcovid19.gov

Call Center is available 24/7
(866) 779-6121 or email
COVID-19@flhealth.gov.

For more vaccine information go to
<https://floridahealthcovid19.gov/covid-19-vaccines-in-florida/>

SAFETY RESOURCES

Internet Safety and Tips

- [SmartSocial.com - Digital Citizenship programs](https://www.smartsocial.com/digital-citizenship-programs)
- [Information, Advice and Support to Keep Children Safe Online \(internetmatters.org\)](https://www.missingkids.org)
- [NetSmartz Home \(missingkids.org\)](https://www.net-smartz.com)

Safe Sleep

- https://www.ounce.org/safe_sleep.html

Swim Safety Tips

- [mcusercontent.com](https://www.mcusercontent.com)

COMMUNITY RESOURCES

Lakeland Mom's Summer Camp Guide

lakelandmom.com/summer-camp-directory/

United Way's 211

Call 211 or visit 211.org
Getting free confidential help for needs such as food, housing, employment, utilities, mental health and much more is just a text, call, or click away.

ECHO Ministries

Help provide tangible needs to children in foster, adoptive, relative and non-relative care.

To Donate: ECHO Distribution Center every Wednesday from 9AM-12PM at 3625 Century Blvd Unit 1A, Lakeland, FL.
<https://www.echoministriesflorida.net/>

Find Help (Previously Aunt Bertha)

<https://www.findhelp.org/>

Find local resources for food, health, housing, employment programs & other community resources in seconds.

HOPE FLORIDA A PATHWAY TO PROSPERITY Call 850-300-HOPE

myflfamilies.com/services/hope-florida

Services offered by Hope Navigators:

- Identifying goals and barriers
- Referrals to local, community-based partners
- One-on-one support to develop a plan to achieve economic-self sufficiency

Circuit 10 Children's Mental & Behavioral Health Resources

<https://sites.google.com/view/floridac10/mhbhresources/home>

On this site you will find:

- Heartland for Children's Parent Portal
- MyFloridaMyFamily Community Services
- Florida Mobile Response Team- 24/7 Crisis Assistance
- Florida Statewide Medicaid Managed Care
- Florida Association of Christian Child Caring Agencies
- Florida Network Short-term Residential Programs
- Center for Autism Related Disabilities (CARD)
- National Alliance on Mental Illness
- Post Adoption Support
- Zebra Coalition
- Central FL Behavioral Health Network
- Hope Florida – A Pathway to Prosperity

Food Distribution Schedule

Polk, Highlands and Hardee Counties
Food Distribution Sites
[uwcf.org/initiatives/endlunger/schedule/](https://www.uwcf.org/initiatives/endlunger/schedule/)

Healthy Families Florida

Family support and coaching program that helps parents provide the safe and stable environments children need for healthy growth and development.
healthyfamiliesfla.org/programs_map.html

Domestic Violence Services

Peace River Center's Domestic Violence Program provides free, confidential services for individuals affected by domestic violence, sexual assault and human trafficking crimes, their family members and friends in Polk, Hardee and Highlands counties.

24-Hour Domestic Violence Crisis Lines

Hardee/Highlands 863.386.1167
Polk 863.413.2700

Victim Services Office Line 863.413.2708

Victim Services – Polk County 1860 South Crystal Lake Drive, Lakeland, FL 33801

Victim Services – Hardee/Highlands Counties

1570 Lakeview Drive, Sebring, FL 33870

FREE TAX PREP

January 23- April 14, 2023
Multiple Locations in Polk County

[MulberryCSC.org](https://www.mulberrycsc.org) or 863-425-1523

HFC EVENTS

HFC's "Let's Talk About it" Podcast

where we provide education and resources for family matters in Polk, Highlands and Hardee Counties
[Apple Podcasts](#) / [Anchor](#) / [Spotify](#) / [YouTube](#)

Pinwheels in the Park

Join HFC & the Lakeland Flying Tigers in recognizing April as Child Abuse Prevention Month! Come for an evening of fun and support child abuse prevention efforts in Circuit 10.

Tuesday, April 11th, 2023 at 6:30PM
Joker Marchant Stadium in Lakeland
[Heartlandforchildren.org/pinwheels](https://heartlandforchildren.org/pinwheels)

POLK COUNTY

FREE Prom Dresses & Suits w/ Project Prom

April 1st and April 15th from 11AM-4PM
Lakeland Square Mall
(Enter through Dillard's entrance)
Call 863-802-0777

FREE Prom Dresses w/ Operation Prom

April 15th from 10AM-4PM
3635 Ave G NW Winter Haven, FL 33880
Call 321-304-0472

Lakeland Mom's 20 Place for Swimming Lessons

lakelandmom.com/guide/swimming-lessons/

Peer Recovery Center

Center for Behavioral Health Annex
1501 1st Street South, Winter Haven, FL 33880
Hours: Monday – Friday from 9AM-3PM
The center is a place for adults with a mental health diagnosis to receive education, support, resources and socialization.
Contact: (863) 293-1121 x 205789 for more info

Florida Children Museum

400 Bonnet Springs Blvd.
Lakeland, FL 33815
Contact: (863) 687-3869
<https://explorefcm.org>

Carol Jenkin Barnett United Way Resource Center

Offers weekly classes for children from infants through age 5 where parents and children will learn and socialize as they participate in fun, stimulating, developmental activities. These classes are FREE and a great opportunity to meet other moms and caregivers.

- Breast Feeding Support Group
- Autism/ASD Support Group
- Child Development Classes
- Free Tax Prep
- Healthcare Navigator

Location: 400 Bonnet Springs Blvd. Lakeland, FL 33815
<https://uwcf.org/resourcecenter/>

HIGHLANDS COUNTY

Swimming Lessons at YMCA

<http://www.highlandsymca.org/aquatics.htm>

Champion for Children

Provides child abuse and neglect prevention programs and early-intervention services to children and families in Highlands County.

Contact for more info about the documentary **RESILIENCE: The Biology of Stress and the Science of Hope** which talks about the connection between trauma and health.

Office: (863) 382-2905
<https://www.championforchildren.org/>

Children's Museum of the Highlands

Hands on Learning for Ages 1-12
Cost: \$8/per person (ages 1+) for all day play.
219 N Ridgewood Dr. Sebring, Florida
(863) 451-5385 (contact museum for updated hours)

Preservers of Life

Highlands County Community Nursing Organization
This organization provides prevention healthcare and helps businesses and individuals integrate holistic health and wellness practices.

Kasey Pacheco, Community Nurse Collaborator
Kasey@preserversoflife.com | (863) 420-5255

HARDEE COUNTY

Hardee County Swimming Resources

[Swim Lessons](#) | [Florida Department of Health in Hardee \(floridahealth.gov\)](#)

Hardee Help Center

A Christ-centered community service organization bringing hope & healing to Hardee County families in difficult seasons of life.
713 E Bay Street Wauchula, FL 33873
Contact: info@hardeehelpcenter.com | 863-773-0034

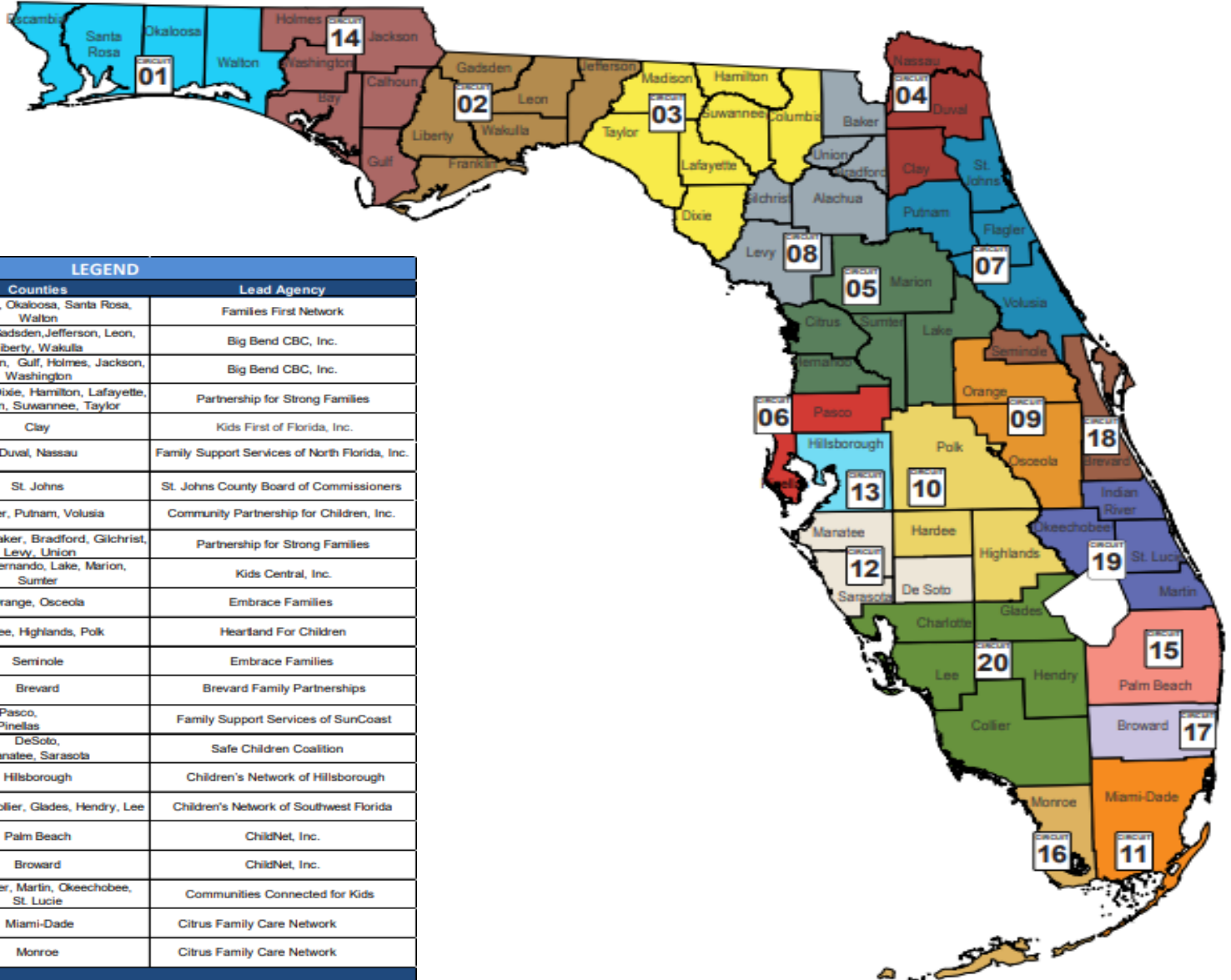
Visit Hardee

Website for upcoming events, community updates and resources: <https://www.visithardee.com/events>



For additional resources and county events, check out our most recent Parent's Corner Newsletter.

Community Based Care Lead Agency Map



LEGEND			
Circuit	Region	Counties	Lead Agency
1	Northwest	Escambia, Okaloosa, Santa Rosa, Walton	Families First Network
2		Franklin, Gadsden, Jefferson, Leon, Liberty, Wakulla	Big Bend CBC, Inc.
14		Bay, Calhoun, Gulf, Holmes, Jackson, Washington	Big Bend CBC, Inc.
3	Northeast	Columbia, Dixie, Hamilton, Lafayette, Madison, Suwannee, Taylor	Partnership for Strong Families
4		Clay	Kids First of Florida, Inc.
4		Duval, Nassau	Family Support Services of North Florida, Inc.
7	Northeast	St. Johns	St. Johns County Board of Commissioners
7		Flagler, Putnam, Volusia	Community Partnership for Children, Inc.
8	Central	Alachua, Baker, Bradford, Gilchrist, Levy, Union	Partnership for Strong Families
5		Citrus, Hernando, Lake, Marion, Sumter	Kids Central, Inc.
9		Orange, Osceola	Embrace Families
10	Central	Hardee, Highlands, Polk	Hearthand For Children
18		Seminole	Embrace Families
18		Brevard	Brevard Family Partnerships
6	SunCoast	Pasco, Pinellas	Family Support Services of SunCoast
12		DeSoto, Manatee, Sarasota	Safe Children Coalition
13		Hillsborough	Children's Network of Hillsborough
20		Charlotte, Collier, Glades, Hendry, Lee	Children's Network of Southwest Florida
15	Southeast	Palm Beach	ChildNet, Inc.
17		Broward	ChildNet, Inc.
19	Southern	Indian River, Martin, Okeechobee, St. Lucie	Communities Connected for Kids
11		Miami-Dade	Citrus Family Care Network
16		Monroe	Citrus Family Care Network