

Performance & Quality Improvement (PQI) Report

Data for week ended Sunday, June 09, 2024



Mission

Improving safety, permanency and well-being for all children in Polk, Highlands, and Hardee Counties

Vision

To eliminate child abuse and neglect in Polk, Highlands, and Hardee Counties



Community Based Care Lead Agency Scorecard

FY 23-24, Quarter 3 Performance

CBC Lead Agency Scorecard Performance Table	Safety				Permanency				Well-Being			
Measures	1. Rate of Abuse per 100,000 days while in foster care.	2. Percent of children who are not neglected or abused during in-home services.	3. Children who are not neglected or abused after closure of services.	4. Children under supervision who are seen every 30 days.	5. Children exiting foster care to a permanent home within 12 months of entering care.	6. Children achieving permanency in 12 months for children in foster care 12 to 23 months.	7. Children who do not re-enter foster care within 12 months of moving to a permanent home.	8. Children's placement moves per 1,000 days in foster care.	9. Children in out-of-home care who have received medical services in the last 12 months.	10. Children in out-of-home care who received dental services within the last 7 months.	11. Young adults in foster care at age 18 that have completed or are enrolled in secondary education.	12. Children placed with all of their siblings who are in out of home care.
Quarterly Scheduled FSN Listing Report #	1272	1156	1157	1158	1159	1160	1162	1161	1163	1164	1165	1166
Standard	8.5	95.0%	95.0%	99.5%	40.5%	43.6%	91.7%	4.12	95.0%	95.0%	80.0%	65.0%
Reporting Period	01/01/23 to 12/31/23	01/01/23 to 12/31/23	07/01/22 to 06/30/23	04/01/23 to 03/31/24	04/01/22 to 03/31/23	04/01/23	04/01/21 to 03/31/22	04/01/23 to 03/31/24	03/31/24	03/31/24	04/01/23 to 03/31/24	03/31/24
Brevard Family Partnership	10.22	94.13%	95.36%	99.71%	27.49%	53.41%	90.32%	5.72	95.41%	91.26%	79.17%	57.58%
ChildNet-Broward	8.49	94.63%	99.00%	99.79%	32.99%	49.19%	91.58%	4.45	97.12%	91.73%	70.00%	64.79%
ChildNet-Palm Beach	7.77	96.21%	95.77%	99.65%	35.65%	56.07%	93.14%	4.15	95.29%	89.28%	88.37%	65.32%
Childrens Network of SW Florida	3.55	98.06%	97.44%	99.82%	35.24%	66.56%	94.49%	5.50	98.25%	97.94%	95.12%	58.45%
Childrens Network-Hillsborough	7.15	97.36%	96.27%	99.45%	19.48%	36.03%	89.41%	7.36	96.38%	87.53%	70.18%	54.57%
Citrus Health Network	6.85	96.06%	98.98%	99.60%	24.38%	51.51%	92.50%	4.62	97.43%	96.99%	90.24%	60.63%
Communities Connected for Kids	11.73	95.00%	96.67%	99.90%	35.51%	58.27%	91.11%	4.18	97.57%	96.10%	70.00%	67.89%
Community Partnership for Children	7.60	96.94%	96.73%	99.93%	27.02%	45.95%	82.05%	3.94	97.58%	92.31%	78.57%	54.61%
Embrace Families	9.70	95.07%	97.78%	98.89%	24.01%	37.29%	88.67%	5.05	87.76%	69.44%	81.97%	55.34%
Family Integrity Program	8.83	97.37%	99.07%	99.87%	25.71%	65.22%	80.00%	3.74	98.08%	100.00%	71.43%	28.57%
Family Support Services of North Fla	6.83	96.83%	96.10%	99.72%	21.59%	49.42%	95.58%	5.49	96.10%	87.06%	93.02%	54.39%
FSS Suncoast	6.00	96.97%	97.76%	99.61%	29.17%	48.48%	89.72%	5.96	86.96%	64.81%	56.90%	59.12%
Heartland for Children	7.75	94.96%	97.49%	99.77%	34.19%	45.86%	90.21%	2.88	98.49%	94.09%	86.05%	59.32%
Kids Central, Inc.	5.09	96.28%	97.90%	97.38%	27.14%	32.72%	93.36%	7.90	84.94%	63.49%	85.71%	60.45%
Kids First of Florida, Inc.	0.00	99.53%	100.00%	99.94%	13.19%	54.17%	95.35%	2.72	84.91%	64.21%	62.50%	56.76%
NWF Health Network - East	8.08	96.32%	97.63%	99.84%	34.44%	52.76%	88.28%	6.39	98.44%	88.48%	92.86%	51.96%
NWF Health Network - West	12.87	94.52%	95.36%	99.85%	29.08%	60.66%	93.53%	5.47	94.69%	87.07%	93.55%	56.80%
Partnership for Strong Families	8.17	96.91%	97.85%	99.53%	23.78%	54.61%	93.43%	8.61	95.89%	70.53%	67.86%	51.22%
Safe Children Coalition	7.41	97.46%	97.17%	99.53%	40.38%	49.56%	91.94%	6.07	96.86%	91.59%	73.33%	64.49%
Statewide	7.63	96.32%	97.17%	99.10%	29.13%	47.98%	91.14%	5.46	93.78%	83.37%	80.19%	58.24%
Red Zone	8.85	92.9%	92.9%	98.9%	36.3%	39.2%	90.8%	4.54	89.9%	89.9%	69.9%	60.0%

Scorecard Measure 4 – Children Seen Every Thirty Days

SM04 - Percent of children under supervision who are required to be seen every 30 days – Target = 99.5%

Current Month

Scorecard Measure #4 - Children Under Supervision Who Are Seen Every Thirty Days		
June 2024 as of 06/09/2024		
Report Date Range: 06/01/2024 to 06/30/2024		
Agency	# of Children <u>Not</u> seen in 30 days	% of Children seen timely
CHS	1	99.92% ★
LSF	3	99.82% ★
OHU	7	99.86% ★
NTF	0	100.00% ★
HFC	11	99.87% ★
Statewide		99.52%
<i>Source Monthly: "Children Under Supervision Who Are Seen Every Thirty Days - Report #1144"</i>		
<i>Target of 99.5%</i>		

Prior Month End

Scorecard Measure #4 - Children Under Supervision Who Are Seen Every Thirty Days		
May 2024 as of 06/09/2024		
Report Date Range: 05/01/2024 to 05/31/2024		
Agency	# of Children <u>Not</u> seen in 30 days	% of Children seen timely
CHS	5	99.88% ★
LSF	2	99.84% ★
OHU	0	100.00% ★
NTF	0	100.00% ★
HFC	7	99.92% ★
Statewide		99.80%
<i>Source Monthly: "Children Under Supervision Who Are Seen Every Thirty Days - Report #1144"</i>		
<i>Target of 99.5%</i>		

Monthly Birth Parent Contacts

Target = 70% Mothers and 50% Fathers - seen monthly

Current
Month

Birth Parent Contact Completed						
June 2024 as of 06/09/2024 (Point in Time)						
AGENCY	# Moms Required	# Moms Completed	Mom % Completed	# Dads Required	# Dads Completed	Dad % Completed
CHS	177	35	19.8%	115	14	12.2%
LSF	181	28	15.5%	137	9	6.6%
OHU	190	38	20.0%	137	10	7.3%
TOTAL	548	101	18.4%	389	33	8.5%

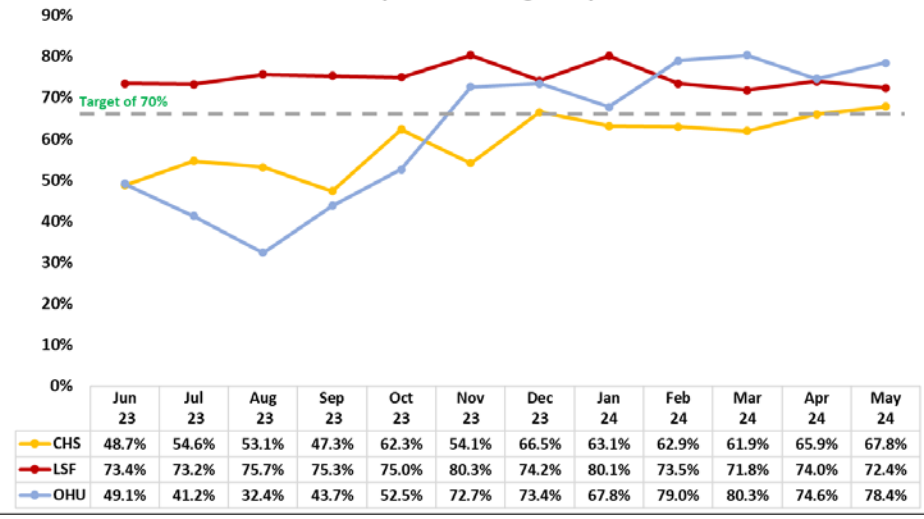
Criteria: Children in Out-of-Home Care w/goal of reunification
Source: Daily Ad Hoc Birth Parent Contact FSFN

- Mother Contact, Target is 70% or above
- Father Contact, Target is 50% or above

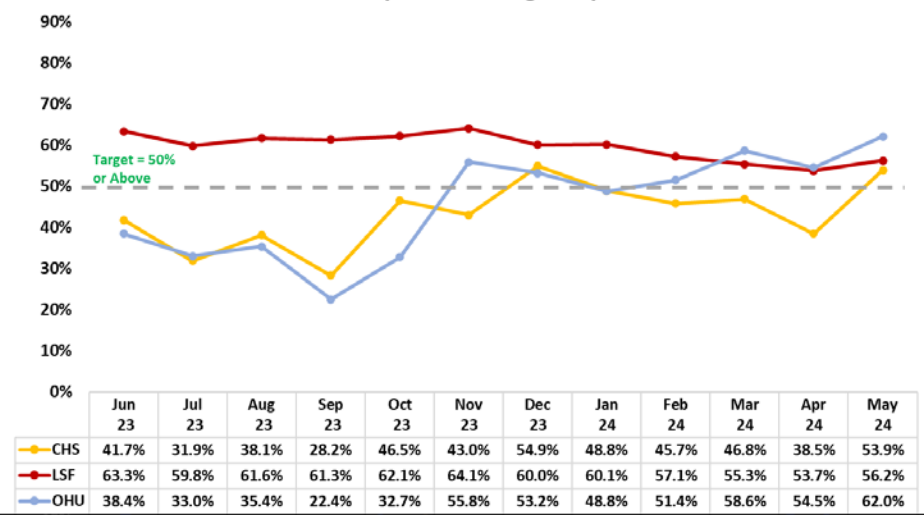
CMO Referrals for Fatherhood Engagement				
Referrals to Neighbor to Families				
Data as of June 09, 2023				
Month of Referral	CHS	LSF	OHU	Grand Total
22/23 Q4	0	4	10	14
23/24 Q1	21	13	5	39
23/24 Q2	13	6	6	25
23/24 Q3	3	17	10	30
Apr 24	5	9	9	23
May 24	1	1	2	4
*Jun 24	0	0	0	0
Total Referrals	43	50	42	135
Active Referrals	20	19	12	51

*Partial Month
Source: Neighbor to Families Manual Fatherhood Tracking Sheet

Percent of Mother's Seen in the Month, Required to be Seen
Monthly Trend Through May 2024



Percent of Father Seen in the Month, Required to be Seen
Monthly Trend Through May 2024



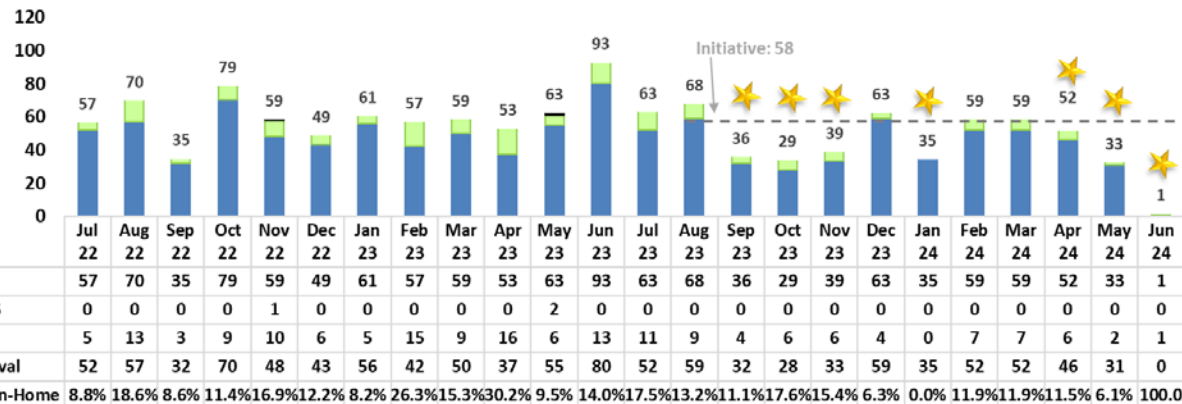
Case Transfer Staffing Data

Case Transfer Data For Fiscal Year 2023/24 - Data as of 06/09/2024

	JUL	AUG	SEPT	OCT	NOV	DEC	JAN	FEB	MAR	APR	MAY	JUN	23-24 Totals	22-23 Totals	21-22 Totals	20-21 Totals	19-20 Totals	18-19 Totals		JUL	AUG	SEPT	OCT	NOV	DEC	JAN	FEB	MAR	APR	MAY	JUN	23-24 Totals	22-23 Totals	21-22 Totals	20-21 Totals	19-20 Totals	18-19 Totals	
Number of Children																		NON-JUDICIAL IN HOME SERVICES																				
CHS	24	33	13	6	11	10	18	13	29	16	16	1	190	347	358	426	414	460	CHS	10	2	0	0	0	0	0	0	0	0	0	0	12	85	116	136	90	110	
LSF	22	32	12	16	14	16	11	29	16	22	11	2	203	401	355	443	439	482	LSF	6	8	2	0	0	0	0	0	0	0	0	0	16	98	95	97	112	93	
NTF	0	0	43	20	24	22	14	10	14	13	6	1	167	0	0	0	0	0	NTF	0	0	16	17	28	22	14	17	17	16	7	1	155	0	0	0	0	0	
OHU Polk	10	4	2	12	3	7	1	14	4	5	7	2	71	141	147	162	177	196	OHU Polk	5	2	0	0	0	0	0	0	0	0	0	0	7	25	31	65	31	52	
One Hope	34	52	31	29	33	42	40	37	56	27	38	6	425	439	503	550	518	548	One Hope	0	0	0	0	0	0	0	0	0	0	0	0	0	53	35	45	32	41	
Total	90	121	101	83	85	97	84	103	119	83	78	12	1056	1328	1363	1581	1548	1686	Total	21	12	18	17	28	22	14	17	17	16	7	1	190	261	277	343	265	296	
Out of Home Care																		OCS / ICPC Courtesy Supervision																				
CHS	11	30	13	6	9	6	13	11	12	11	7	0	129	229	200	220	240	262	CHS	0	0	0	0	0	0	0	0	0	0	0	0	0	0	0	0	0	0	
LSF	13	23	8	12	9	13	6	15	14	18	9	2	142	237	188	267	253	291	LSF	0	0	0	0	0	0	0	0	0	0	0	0	0	0	0	0	2	0	0
OHU Polk	3	1	2	8	2	7	1	10	3	3	3	2	45	98	103	75	91	116	OHU Polk	0	0	0	0	0	0	0	0	0	0	0	0	0	0	0	0	0	0	0
One Hope	16	18	10	0	13	24	11	8	33	7	8	6	154	102	113	150	106	125	One Hope	16	30	20	28	19	18	29	28	19	20	22	0	249	270	338	351	360	363	
Total	43	72	33	26	33	50	31	44	62	39	27	10	470	666	604	712	690	794	Total	16	30	20	28	19	18	29	28	19	20	22	0	249	270	338	353	360	363	
IN - HOME JUDICIAL																		Reinstatement of Protective Services Supervision (Notice of Hearings)																				
CHS	3	0	0	0	0	0	0	0	7	3	4	0	17	10	4	17	38	48	CHS	0	0	0	0	0	0	4	0	6	0	6	1	17	17	17	26	8	12	
LSF	2	1	0	0	0	0	0	5	0	1	0	0	9	10	16	23	40	37	LSF	0	0	0	2	1	3	1	2	2	1	0	0	12	35	46	36	10	41	
OHU Polk	0	0	0	0	1	0	0	0	0	2	4	0	7	0	2	10	40	20	OHU Polk	0	0	0	4	0	0	0	0	0	0	0	0	4	1	2	7	8	2	
One Hope	0	4	1	0	1	0	0	0	0	0	2	0	8	6	6	4	8	11	One Hope	0	0	0	1	0	0	0	0	3	0	0	0	4	4	0	0	0	7	
Total	5	5	1	0	2	0	0	5	7	6	10	0	41	27	28	54	126	116	Total	0	0	0	7	1	3	5	2	11	1	6	1	37	57	65	69	26	62	

Children Entering Out of Home Care

Heartland for Children
Number of Children Entering OHC by Type of Entry
Monthly Trend Through June 09, 2024



Source: FSFN Report - Children Entering and Exiting Foster Care On-Demand Listing - OCWDRU Report #1182, Excluding Children 18 and Over
Excluding aged 18+ and IL Initial placements

Children Re-Entering Out-of-Home Care

Number of Children in a Recent Removal Episode Who Have Had a Prior Reunification or Permanent Guardianship

Re-Entry
into OHC
Last 2
Weeks

Removal Episodes for Children with a Prior Reunification or Permanent Guardianship									
Removals entered into FSFN between 05/27/24 - 06/09/24									
Current Removal Case ID	Child Id	Current Agency	Prior Unit	Current Removal Date	Prior PG or Reunification Discharge Date	Length from Prior Discharge to Current Removal (months)	Range Prior Discharge to Current Removal	SM07 Cohort	FSFN Entry Date
100315206	102986534	OHU	142852-OHU-POLK	6/5/2024	2/20/2024	3	< 1.0 yr	Yes	6/7/24
101749455	106443571	LSF	141849-LSF	5/29/2024	5/27/2020	48	3.0 - 4.9 yrs	No	6/3/24

Source: FSFN Data Warehouse Ad Hoc Report,

Scorecard Measures 7 – Children Who Do Not Re-Enter into OHC after Achieving Permanency

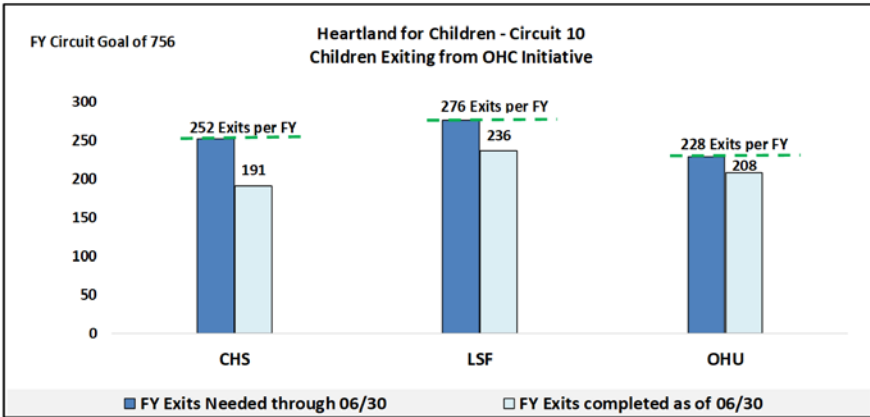
SM07 - Percent of children exiting care to a permanent home within 12 months of entering care – Target = 91.7% or Greater

FY 23/24
Contract
Measure

FY 23/24 as of 06/09/2024			
Children Who Do <u>Not</u> Re-Enter Care within 12 Months for Children Achieving Permanency July 2021 - June 2022			
Agency	Maintained No Removal Episode	Total Children Permanency w/in 1 year	Percentage Permanency Maintained
CHS	52	62	83.9%
LSF	36	37	97.3%
OHU	91	93	97.8%
HFC Total	179	192	93.23%
Statewide	2,816	3,075	91.58%

Source: Children Who Do Not Re-Enter Foster Care within Twelve (12) Months of Moving to a Permanent Home On-Demand Listing, Report #1100

FY 2023-2024 Exiting Out-of-Home Care Initiative



Children Exiting Out-of-Home Care as of 06/09/2024

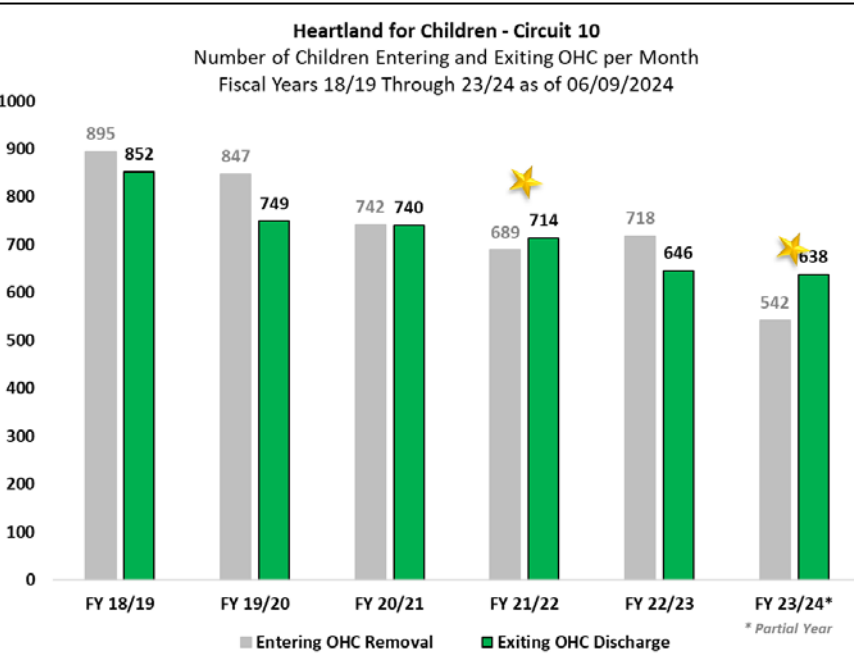
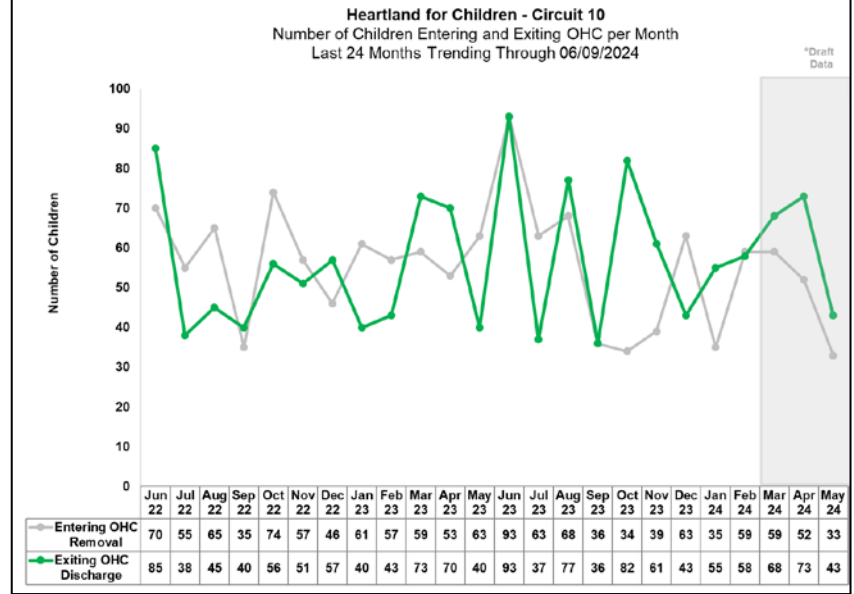
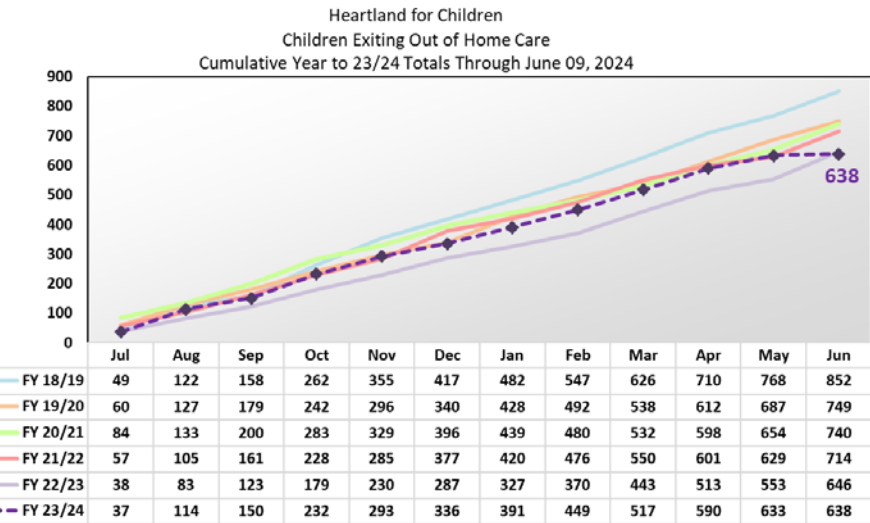
Green: Month's CMO or Circuit reached their monthly exits

Orange: Adoptions exceed 25% of exits

Monthly Need Rest of FY	Jul 23	Aug 23	Sep 23	Oct 23	Nov 23	Dec 23	Jan 24	Feb 24	Mar 24	Apr 24	May 24	Jun 24	
CHS	61	7	23	21	37	22	11	14	11	13	16	14	2
LSF	40	12	22	12	29	22	19	19	17	34	30	17	3
OHU	20	18	32	3	16	17	13	21	29	20	27	12	0
HFC	121	37	77	36	82	61	43	54	57	67	73	43	5
Adoptions of Exits	6 of 37	10 of 77	6 of 36	11 of 82	17 of 61	10 of 43	13 of 54	17 of 57	15 of 67	25 of 73	14 of 43	0 of 5	
% of Adoptions	16.2%	13.0%	16.7%	13.4%	27.9%	23.3%	24.1%	29.8%	22.4%	34.2%	32.6%	0.0%	

*Partial Month

Source: FSN Report 1182, excluding 18+, EFC

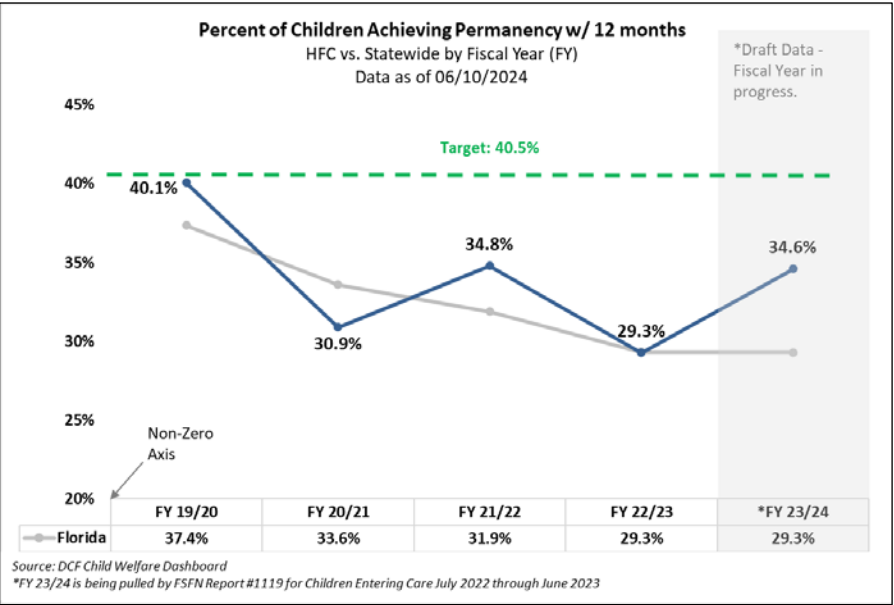


Scorecard Measures 5 - Children Achieving Permanency within 12 Months (Fiscal Year 23/24)

Target = 40.5%
Percentage to reach **Yellow** = 36.5%

Scorecard Measure #5 - FY 23/24, Target 40.5%				Percent Timely FY 22/23 (last FY)	% Increase Since 3/24
Agency	Permanency within 12 mths	Total Children Entered OHC	Percent Timely Permanency		
Children Achieving Permanency within 0-12 Mths for Children Entering OHC July 2022 to June 2023 (as of 06/10/2024)					
CHS	87	254	34.3%	27.8%	3.1%
LSF	89	248	35.9%	18.8%	2.6%
OHU	78	232	33.6%	38.5%	0.4%
HFC Total	254	734	34.60%	28.82%	2.1%
Statewide	2,975	10,155	29.30%	29.15%	1.9%

Source: Children Exiting OHC to a Permanent Home within Twelve Months of Entering Care #1119
*Permanency = adoption, permanent guardianship or reunification w/ parent



Source: DCF Child Welfare Dashboard
*FY 23/24 is being pulled by FSN Report #11119 for Children Entering Care July 2022 through June 2023



Scorecard Measure #5 - FY 2023 / 2024, Target 40.5%				
Children Achieving Permanency within 0-12 Mths for Children Entering OHC July 2022 - June 2023 (as of 06/10/2024)				
Agency / Unit	Permanency within 12 mths	Total Children Entered OHC	Percent Timely Permanency	% Increase Since 3/24
CHS	87	254	34.3%	3.1%
141832-CHSFL (IL)	0	5	0.0%	0.0%
141834-CHSFL	20	48	41.7%	12.5%
141846-CHSFL	35	75	46.7%	1.2%
141839-CHSFL	10	58	17.2%	2.0%
141835-CHSFL (Adop)	0	24	0.0%	0.0%
141852-CHSFL	20	36	55.6%	5.6%
14-HFC-CHS ADMIN UNIT	1	1	100.0%	0.0%
LSF	89	248	35.9%	2.6%
141828-LSF	5	18	27.8%	0.0%
141827-LSF	19	35	54.3%	8.3%
141836-LSF	11	26	42.3%	0.0%
141845-LSF	14	36	38.9%	5.6%
141848-LSF	13	29	44.8%	4.2%
141849-LSF	9	41	22.0%	5.7%
141850-LSF (Adop)	4	23	17.4%	-0.8%
141929-LSF	14	38	36.8%	0.0%
14-HFC-LSF ADMIN (IL)	0	2	0.0%	0.0%
OHU	78	232	33.6%	0.4%
142853-OHU-HARDEE	2	46	4.3%	0.1%
142854-OHU-HIGHLANDS (IL)	3	3	100.0%	0.0%
142855-OHU-HIGHLANDS	18	42	42.9%	2.9%
140121-OHU-HIGHLANDS (Adop)	3	9	33.3%	0.0%
142858 OHU-POLK	19	39	48.7%	0.0%
142852-OHU-POLK	13	29	44.8%	0.0%
142856-OHU-POLK	20	64	31.3%	2.0%
HFC Total	254	734	34.6%	2.1%
Statewide	2,975	10,155	29.3%	1.9%

Source: Children Exiting OHC to a Permanent Home within Twelve Months of Entering Care #1119

Permanency Measure for Children in Out-of-Home Care...

- More than 12 Months in OHC
- More than 24 Months in OHC

Scorecard Measures 6: Percent of children exiting care to a permanent home for children in care 12-23 months,

Target = 43.6%

SM06 - Percentage to reach Yellow = 39.4%

Scorecard Measure #6 - FY 23/24, Target 43.6%				Percent Timely FY 22/23 (last FY)	% Increase Since 3/24
Children Achieving Permanency within 12-23 Mths for Children in OHC 12-23 Months as of 07/01/23 (as of 06/10/2024)					
Agency	Permanency within 12-23 mths	Total Children LOS 12-23 mths	Percent Timely Permanency		
CHS	51	105	48.6%	37.9%	15.2%
LSF	53	107	49.5%	41.7%	11.6%
OHU	40	99	40.4%	49.0%	5.1%
HFC Total	144	311	46.3%	42.6%	10.7%
Statewide	2,447	5,416	45.2%	46.2%	9.3%

Source: Children Achieving Permanency w/ 12 Months for children in OHC 12-23 Months #1138
*Permanency = adoption, permanent guardianship or reunification w/ parent

Statewide Measure: Percent of children exiting care to a permanent home for children in care 24 months or longer

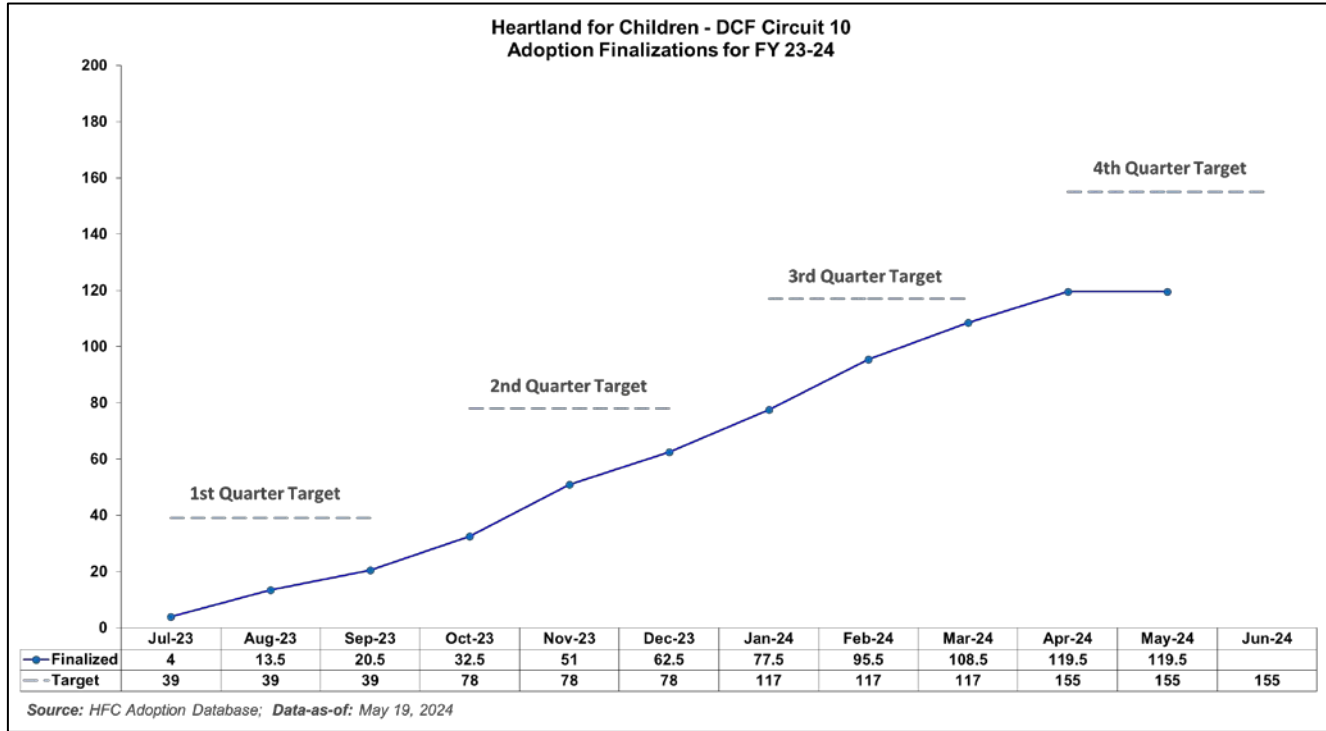
Target = 30%

Statewide Measure - FY 23/24, Target 30%				Percent Timely FY 22/23 (last FY)	% Increase Since 3/24
Children Achieving Permanency within 12 Months for Children in OHC 24+ Months as of 07/01/23 (as of 06/10/2024)					
Agency	Permanency within 12 months	Total Children in OHC 24+ Months	Percent Timely Permanency		
CHS	37	94	39.4%	51.4%	5.3%
LSF	51	128	39.8%	44.3%	12.5%
OHU	44	97	45.4%	42.0%	6.2%
HFC Total	132	319	41.4%	46.2%	8.5%
Statewide	2,361	5,509	42.86%	42.88%	8.8%

Source: Children Achieving Permanency w/ 12 Months for children in OHC 24 Months or Longer #1197
*Permanency = adoption, permanent guardianship or reunification w/ parent

Adoption Finalizations

Percent of Adoptions Finalized with 24 Months of Removal & Percent of Adoption Goal Met



Upcoming Finalization Dates

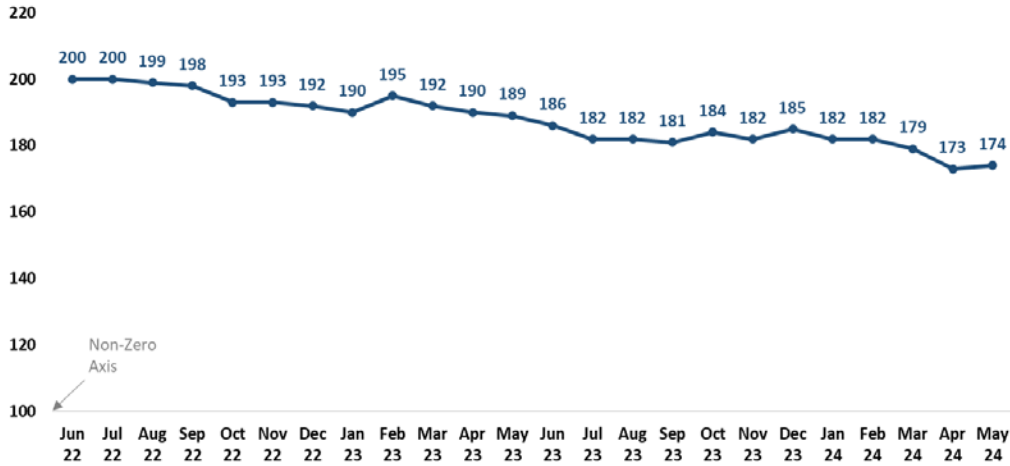
- June 19 & 26, 2024

Adoption Finalizations			
FY 23-24 - <u>4th Quarter</u> as of 05/19/2024			
CMO	Finalized Adoptions YTD	FY Target	FY Target Met
CHS	33.5	44	76.1%
LSF	38.5	59	65.3%
OHU	47.5	52	91.3%
Total	119.5	155	77.1%

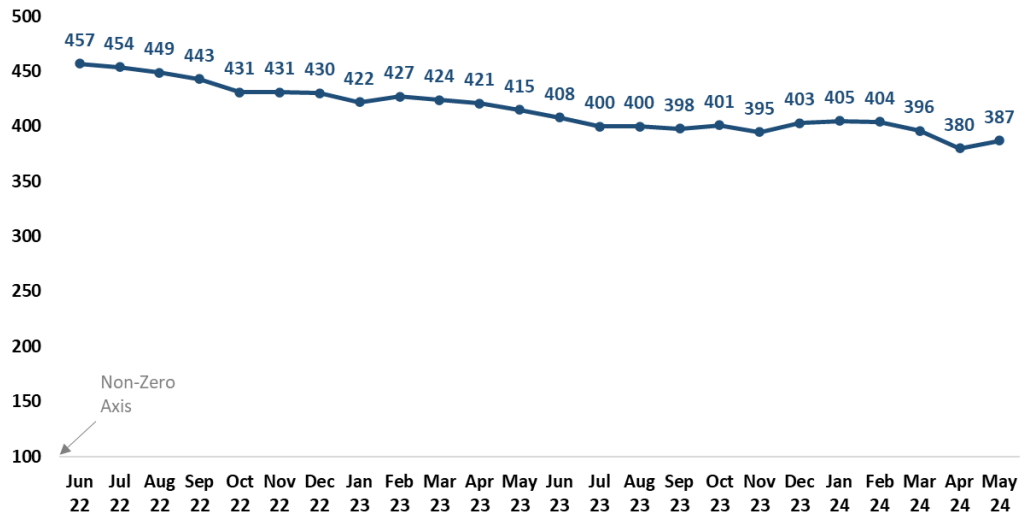
Number of Foster Homes and Foster Bed Capacity

24 Month Trend

Heartland for Children
Number of Foster Homes - Months End Snapshot
Last 24 Months through May 2024

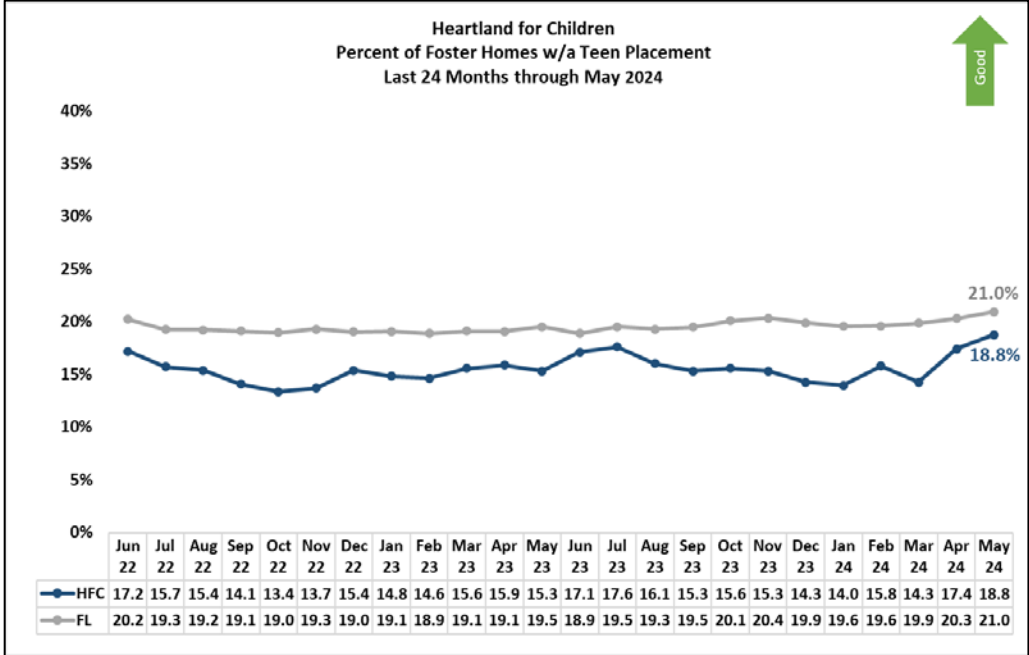
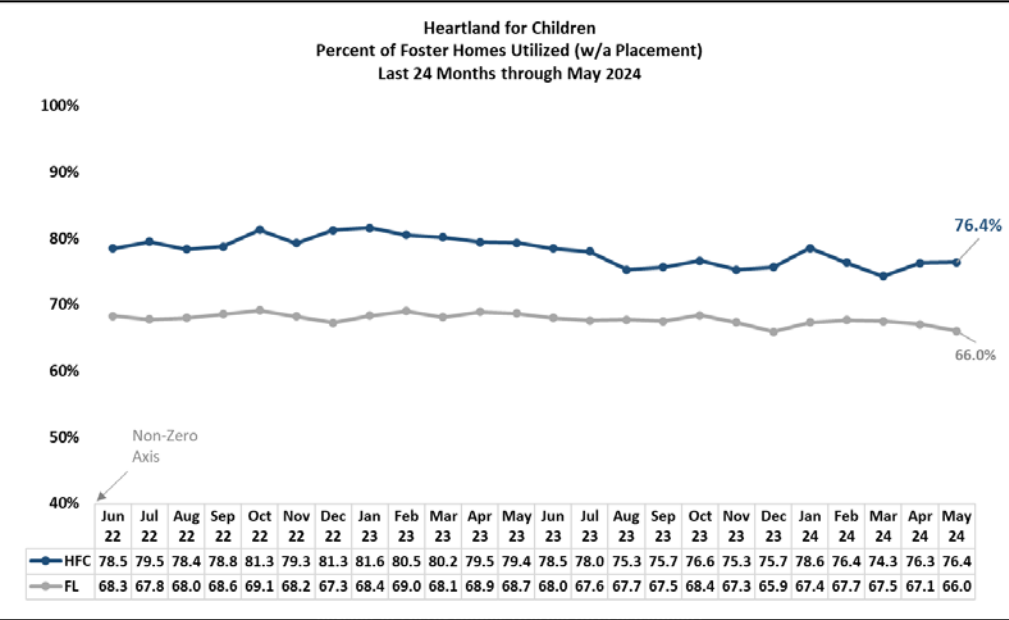


Heartland for Children
Number of Foster Beds - Months End Snapshot
Last 24 Months through May 2024



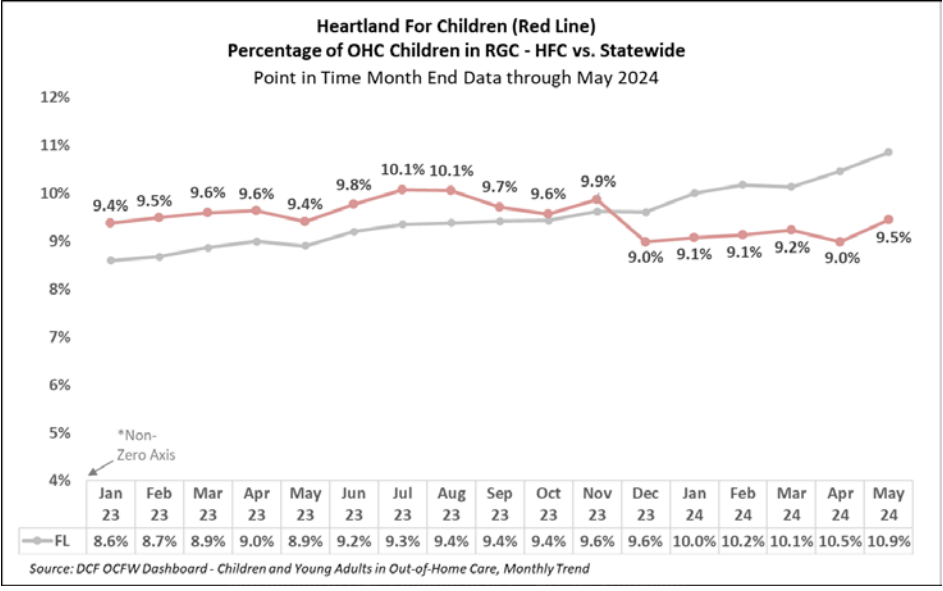
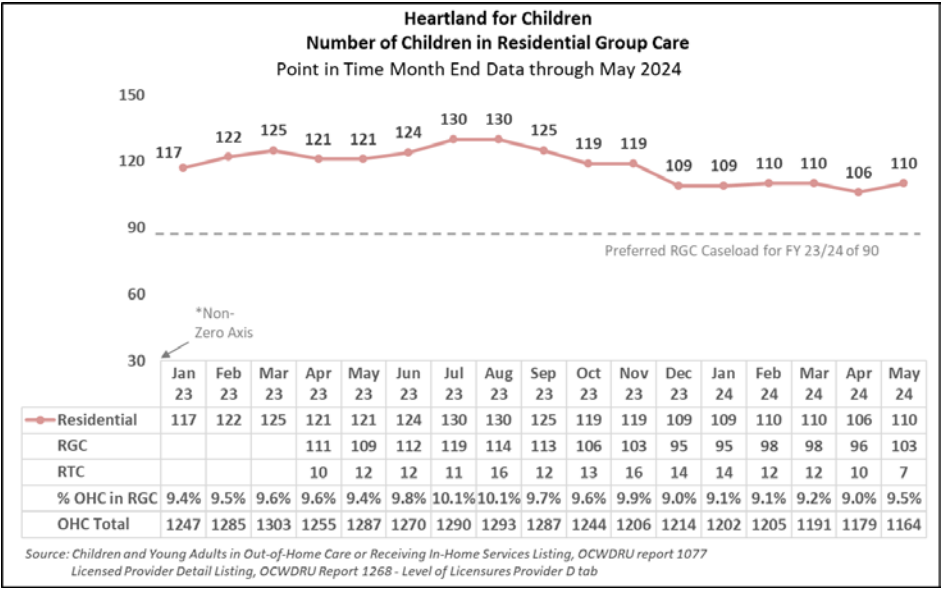
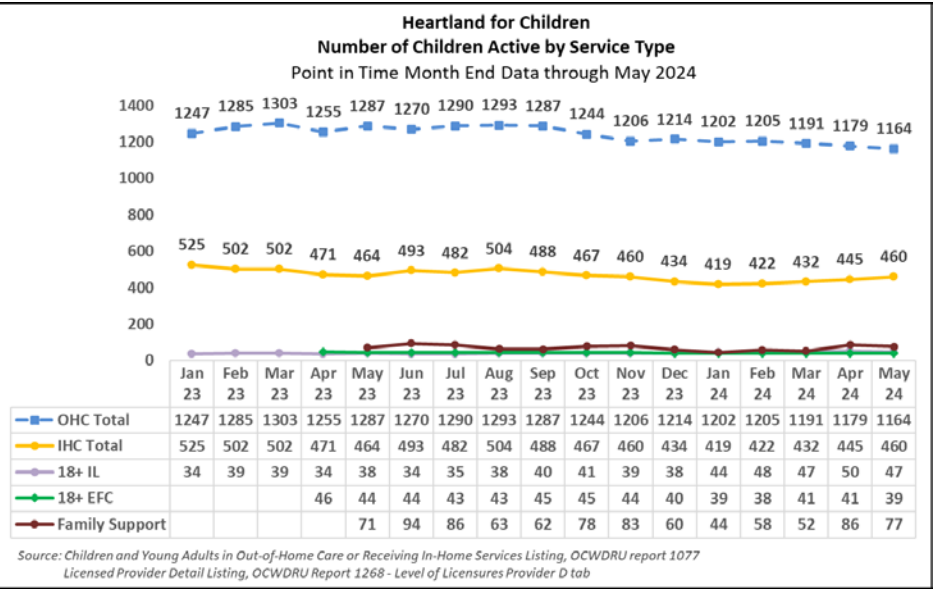
SOURCE: HEARTLAND FOR CHILDREN
LEVELS OF LICENSURE REPORTS FROM CHILDREN'S REPORTS (EXCLUDING LEVEL 3 KENNESAW)
*IF THE PLACE IS PLACED IN NEED REPORT AS OF REPORT DATE, CHILDREN ACTIVE TO RETRIEVE CHILD ABUSE

➤ Percent of Foster Home Utilization
➤ Teen Placement in a Foster Home



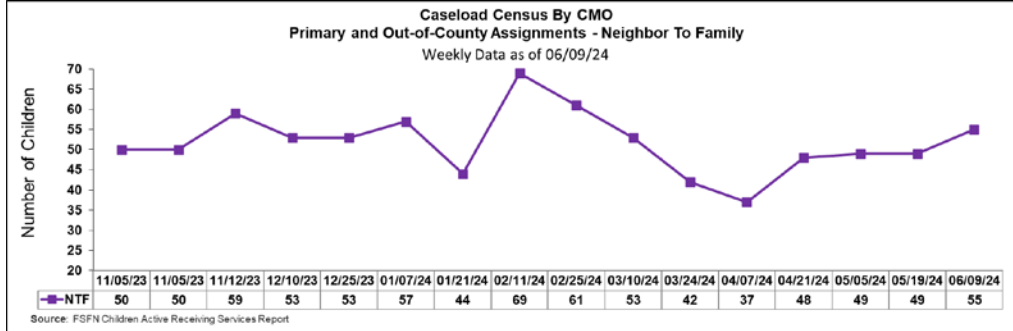
SOURCE: HFC
LEVELS OF CARE AND RESOURCES IN DETAIL AND REPORTS (INCLUDING LEVEL 3 CARE)
TEEN PLACEMENT: AGENCY REPORTS TO HFC WITH REPORT DATE, CHILDREN ACTIVE TO RETRIEVE CHILD ABUSE

➤ Children Served at Month End by Service Type
➤ Number and Percent of Children Served in Residential Care



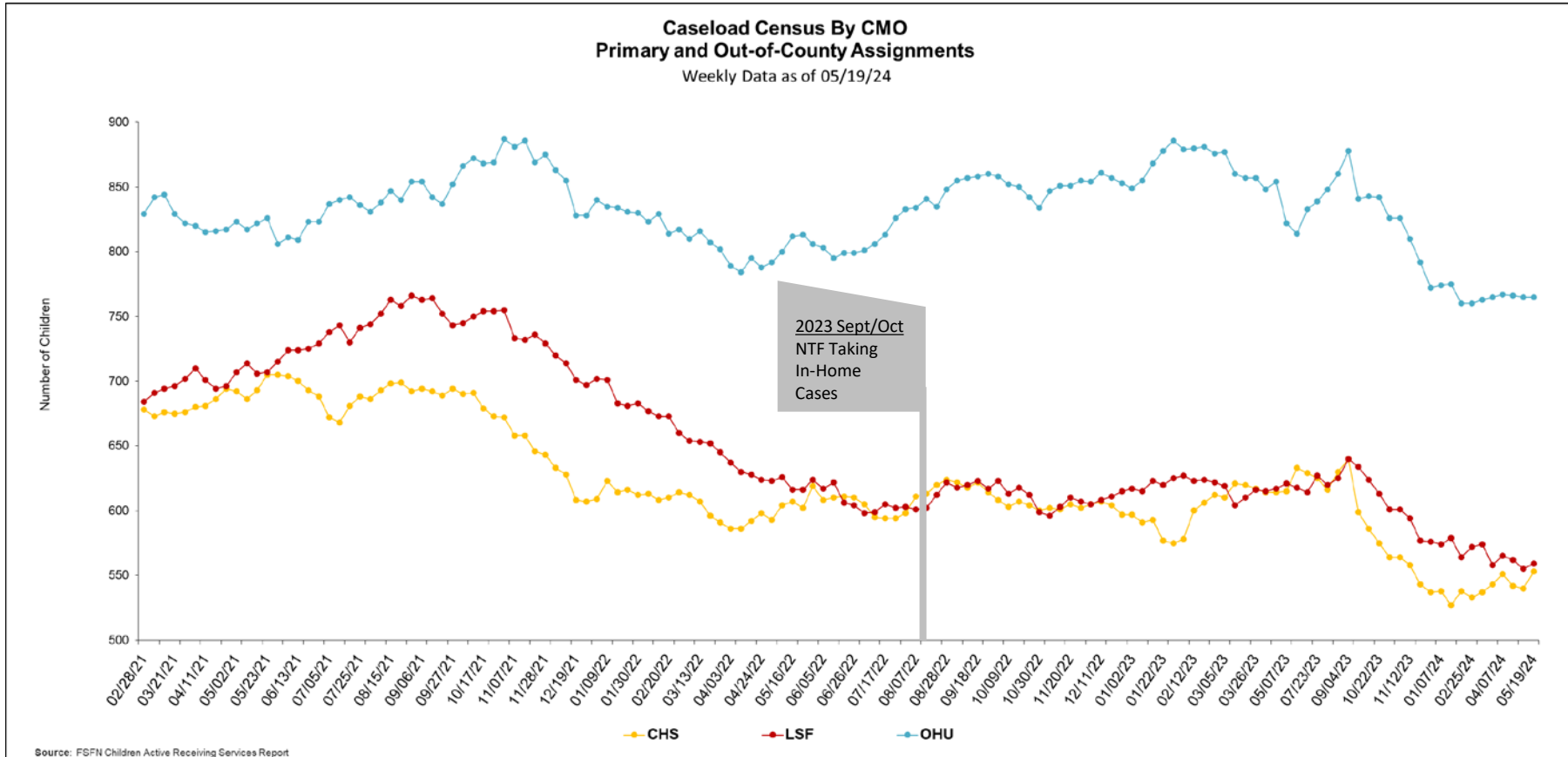
Caseload Census Information

CBC Services Weekly Caseloads By CMO

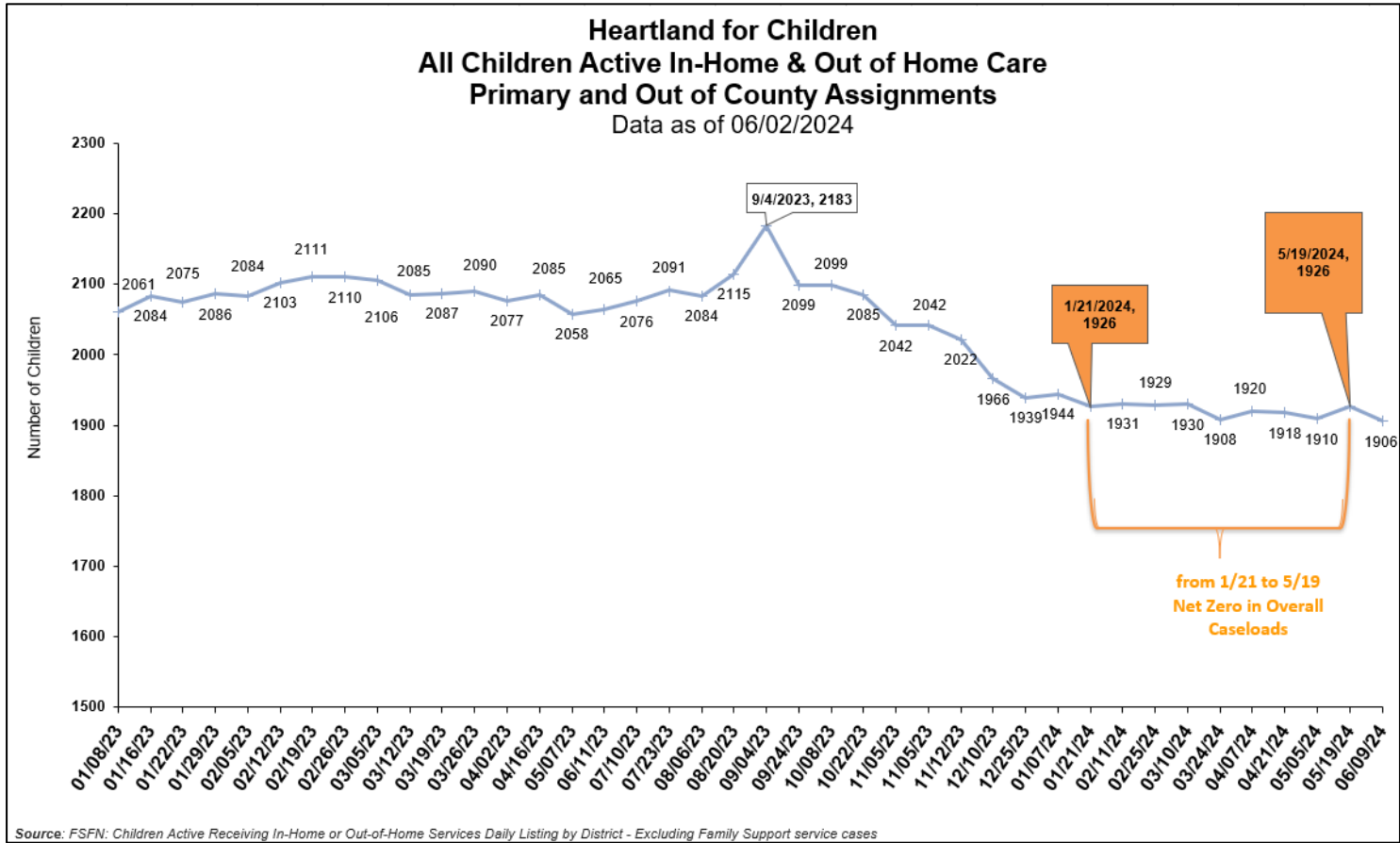


Number of Children by CMO Last 6 Reporting Periods

Agency	3/24/2024	4/7/2024	4/21/2024	5/5/2024	5/19/2024	6/9/2024
CHS	543	551	542	540	553	529
LSF	558	565	562	555	559	551
OHU Primary	549	557	580	558	561	572
OHU/OCS	216	210	206	207	204	198
OHU Total	765	767	786	765	765	770
NTF	42	37	48	49	49	55
HFC Total	1,908	1,920	1,918	1,910	1,926	1,906



? In-Home Exiting Initiative ?



Caseload Census Information

Case Manager Caseload Breakdown by Agency – Data as of 06/09/2024

Count of Case Managers Within a Caseload Range							
CMO	1-5 Children in Caseload	6-15 Children in Caseload	16-24 Children in Caseload	25-29 Children in Caseload	30+ Children in Caseload	Total Case Managers*	Avg # of Children per CM
CHS	0	3	4	1	10	18	29.4
LSF	4	6	19	1	0	30	18.4
OHU	1	5	3	10	9	28	27.5
NTF	2	5	0	0	0	7	8.0
# of CMs	7	19	26	12	19	83	23.0

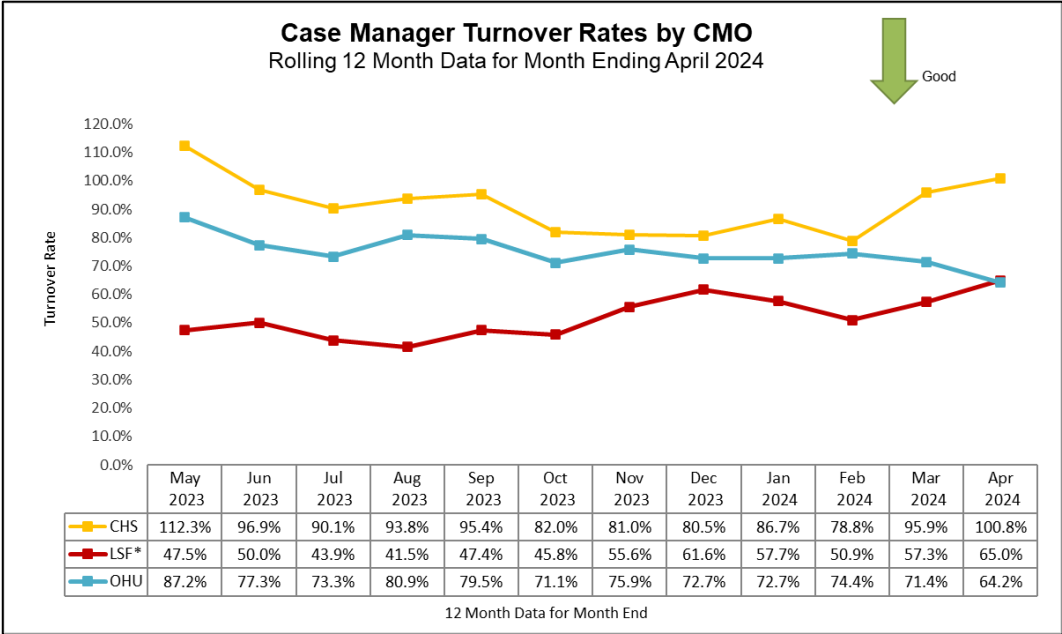
Percent of Case Managers That Are at or Under the National Caseload Standard of 15			
CMO	# Case Managers w/ Primary Caseload	# with Caseload at 15 or lower	Percent at 15 or lower
CHS	18	3	16.7%
LSF	30	10	33.3%
OHU	28	6	21.4%
NTF	7	7	100.0%
HFC	83	26	31.3%

* Data Excludes Unit Supervisors, FTC Facilitators & Resigned CMs Count

Case Management Organization Turnover

12 Month Case Manager Turnover Rates by Agency

Employee Turnover Rates By CMO 12 Month Data for Month Ended April 2024		
CMO	Case Manager	Case Manager Supervisor
CHS	100.8%	44.4%
LSF*	65.0%	15.4%
OHU	64.2%	27.3%



Caseload Census by Case Manager and Organization

Data as of 06/09/2024

Caseload of 1 - 5 Children (-6)		
CMO	Case Workers	#
NTF	Jones, Gwendolyn	5
LSF	Malave, Luis	5
NTF	Tetreault, Taylor	5
LSF	Koons, Brittney	5
LSF	Durant, Paris	3
LSF	Collins, Sara	1
OHU	Ventura, Armando	1

Caseload of 6 - 15 Children (+6)		
CMO	Case Workers	#
LSF	Bon-Fiol, Nikol	15
CHS	Dawes, Dominique	15
CHS	Whiting, Kari	15
CHS	Standen, Brayden	14
OHU	Shay, Ryan	14
OHU	Howe, Danielle	13
OHU	Brody, Jessica	12
NTF	Wolf, Lauren	11
NTF	Bates, Brittany	10
NTF	Cruz, Ana	10
LSF	Bean, Jonesha	9
NTF	Mattison, Sharon	9
OHU	Distler, Rebecca	8
LSF	Townes, Rachel	7
LSF	Hockenberry, Matthew	7
OHU	Nettles, Markisha	7
NTF	Conklin, Danielelle	6
LSF	Thomas, Tracy	6
LSF	Linen, Fawn	6

Caseload of 16 - 24 Children (-4)		
CMO	Case Workers	#
LSF	Bickel, Sherry	24
CHS	Covington, Walter	24
LSF	Williams, Careatha	24
OHU	Valencia, Alejandro	24
LSF	Pena, Yulissa	24
CHS	Lopez, Lena	24
LSF	Renfro, Andrew	23
LSF	Blocker, Amanda	23
LSF	Franklin, Yoshika	23
LSF	Lynch, Rodina	23
LSF	Morris, Alundrea	23
LSF	Brown, Desiree	23
CHS	James, Aleah	22
LSF	Coleman, Tangela	22
LSF	Willingham, Jadashia	22
LSF	Escartin Vega, Kathia	22
LSF	Pamphile, Emmanuella	21
LSF	Cruz, Veronica	20
LSF	Ellis, Darren	20
CHS	Fort, Angela	20
LSF	Johnson, Tania	19
LSF	Blackwood, Sandra	19
OHU	Dellinger, Michael	19
LSF	Lott, Carla	18
OHU	Southall, Akeva	18
LSF	Pierce, Pamela	16

Caseload of 25 - 29 Children (-1)		
CMO	Case Workers	#
CHS	Beasley, Charlita	29
OHU	Dedrick, Dawn	29
OHU	Cleveland, Tammy	28
OHU	Thompson, Wyshana	28
OHU	Pizarro, Frances	28
OHU	Sausaman, Allison	27
OHU	Cherident, Camy	26
LSF	Ramnaugh, Shan	26
OHU	Garcia, Anakeidie	26
OHU	Young, Vanessa	25
OHU	Isaacs, August	25
OHU	Brutus, Marie	25

Caseload of 30+ Children (+2)		
CMO	Case Workers	#
OHU*	Simmons, Shannon	51
OHU*	Fuentes, Norma	50
OHU*	Bailon, Margarita	48
OHU*	Villegas, Anna	46
OHU*	Smith, Lorie	44
CHS	Kaina, Kelly	36
CHS	Bruce, Kortney	35
CHS	Mcphail, Allissa	34
CHS	Sisk, Sarah	33
CHS	Angulo, Kayla	33
CHS	Rodgers, Aleah-Faith	32
OHU	Kohn, Ludessa	32
OHU	Bello, Bianca	31
CHS	White, Melinda	31
OHU	Johnson, Randi	30
OHU	Mcgahee, Timika	30
CHS	Meola, Laura	30
CHS	Bain, Claire	30
CHS	Knowlton, Sera	30

Unit Supervisors Carrying Cases (-1)		
CMO	Case Workers	#
CHS	Luskey, Taylor	4
OHU	Colon, Lisette	3
CHS	Cortes, Jennifer	2
OHU	Gadson, Berlendah	2

Circuit 10 Children Active by Assignment Role for CMO TAYS, FTC and Adoption Workers

Data as of 06/09/24

Case Worker	Pri.	Sec.	OOC	Grand Total
Cruz, Cheyleen	2	0	0	2
FTC - CHS	2	0	0	2
Nieves, Carlos	24	0	0	24
Humber, John	10	67	0	77
TAYS - CHS	34	67	0	101
Cortes, Jennifer	2	33	0	35
Dawes, Dominique	15	8	0	23
Whiting, Kari	15	4	0	19
Adoption - CHS	32	45	0	77
Peralta, Joshua	30	0	0	30
Jones, Dane	0	47	0	47
TAYS - LSF	30	47	0	77
Collins, Sara	1	7	0	8
Parrish, Elizabeth	0	22	0	22
Hampton, Sharday	0	9	0	9
Adoption - LSF	1	38	0	39
Metelus, Getro	3	21	1	25
Sandbrook, Mary	9	27	0	36
Vazquez, Roger	6	43	1	50
TAYS - OHU	18	91	2	111
Howe, Danielle	13	0	0	13
Nettles, Markisha	7	1	0	8
Southall, Akeva	18	0	0	18
Adoption - OHU	38	1	0	39
TAYS Total	82	205	2	289
Adoptions Total	71	84	0	155

Pri. = Primary - Sec. = Secondary - OOC = Out of County
 Data Source: FSN Report - Children Active Receiving In-Home or Out-of-Home Services Daily Listing by District

*These OHU case managers contain caseloads that are over 65% OCS cases. On average an OCS case compares to 1.54 regular cases (i.e., 20 OCS cases approx. equals 13 regular cases).

All CHS case managers are supported by Case-Aim support. On average a Case-Aim supported case compares to 1.33 regular cases (i.e., 20 cases with Case-Aim approx. equals 15 cases without Case-Aim support).

Red = Supervisors, FTC Facilitators & Resigned CMs carrying cases Orange = Terminated Workers Carrying Caseloads in FSN

Healthcare Information

Data Entered Into FSFN for Children in Out-of-Home Care

Health Information in FSFN for Children in OHC as of 06/09/2024						
Agency	# of Children in OHC	% With a Medical Record in FSFN	% With Medical Service in last 12 Months	% With Dental Service in Last 7 months	% with Immunizations Up to Date	Overall Performance
CHS	379	100.0%	96.6%	95.2%	95.3%	95.7%
LSF	401	100.0%	96.5%	91.3%	98.0%	95.3%
OHU	382	99.7%	95.3%	87.9%	97.1%	93.4%
HFC	1162	99.9%	96.1%	91.6%	96.8%	94.9%

Source: FSFN report 1009 "Source: "Healthcare Service Information for OHC"

Health Information in FSFN as of 06/09/2024				
Agency	# of Missing Medical Records	# of Medical Appointments Needing Update	# of Dental Appointments Needing Update	# of Immunization Needing Update
CHS	0	13	13	18
LSF	0	14	23	8
OHU	1	18	29	11
HFC	1	45	65	37

Source: "Healthcare Service Information for OHC - Report 1009"

Scorecard Measures 9 & 10 - Children Receiving Healthcare Services

SM 9 - Percent of children in out-of-home care who have received medical services in the last 12 months – Target = 95%

SM 10 - Percent of children in out-of-home care who have received dental services in the last 7 months – Target = 95%

Scorecard Measure #9 Children Receiving Medical Services Within Last 12 Mths Daily Snapshot as of 06/09/2024			
Agency	Appointment within last 12 mths	Total Children out-of-home care	Percent Medical Services Received
CHS	366	379	96.6% ★
LSF	387	401	96.5% ★
OHU	364	382	95.3% ★
HFC Total	1117	1162	96.1% ★
Statewide	16,343	17,624	92.7%

Source: FSFN report 1096 – Children in OHC Who Received Medical Services in the Last Twelve Months

Scorecard Measure #10 Children Receiving Dental Services Within Last 7 Mths Daily Snapshot as of 06/09/2024			
Agency	Appointment within last 7 mths	Total Children out-of-home care	Percent Dental Services Received
CHS	260	273	95.2%
LSF	240	263	91.3%
OHU	210	239	87.9%
HFC Total	710	775	91.61%
Statewide	9,896	12,067	82.01%

Source: FSFN report 1093 – Children in OHC Who Received Dental Services in the Last Seven Months

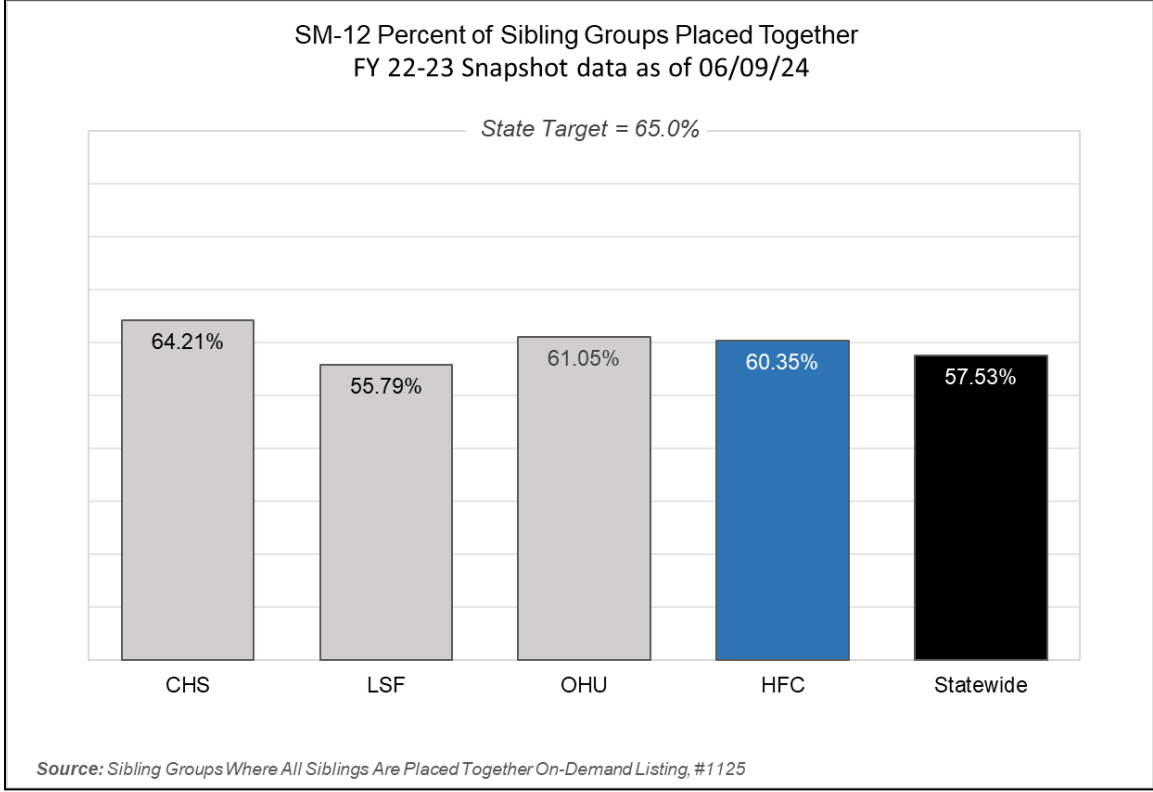
Scorecard Measure 12 – Separated Siblings

SM12 - Percentage of sibling groups in out-of-home care where all siblings are placed together – Target = 65.0%

SM12 - Percent of Sibling Groups Placed Together FY 22-23 Snapshot data as of June 09, 2024			
Agency	Number of Cases w/ Siblings Together	Total Cases Sibling Groups	Percent of Siblings Placed Together
CHS	61	95	64.21%
LSF	53	95	55.79%
OHU	58	95	61.05%
HFC	172	285	60.35%
Statewide	2,421	4,208	57.53%

Source: Sibling Groups Where All Siblings Are Placed Together On-Demand Listing, #1125

Number of sibling groups to achieve SM12 target – 28 Sibling Groups

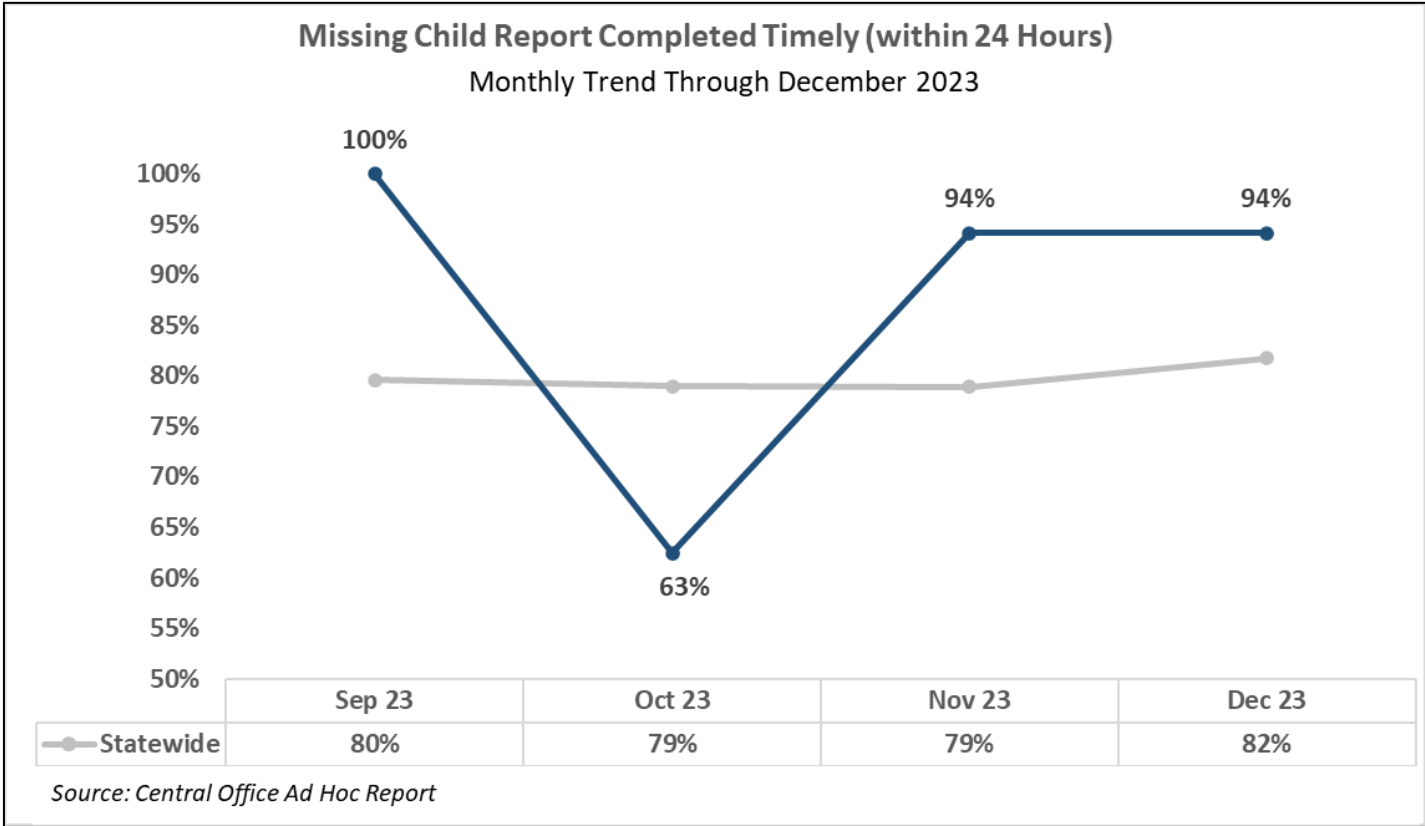


Missing Children in Out of Home Care

Children currently missing or recovered while in OHC

Heartland for Children Children in OHC who are Missing or Now Recovered Data as of 06/09/24					
	Current Missing	Late Reports	Late ATL	Recoveries	Late Debriefs
CHS	0	0	0	1	0
LSF	1	0	0	1	0
OHU	0	0	0	0	0
CPI	0	0	0	0	0
Total	1	0	0	2	2

Source: HFC MCR Tracking Log *ATL = Attempts to Locate*



In-Home Safety Plan Management

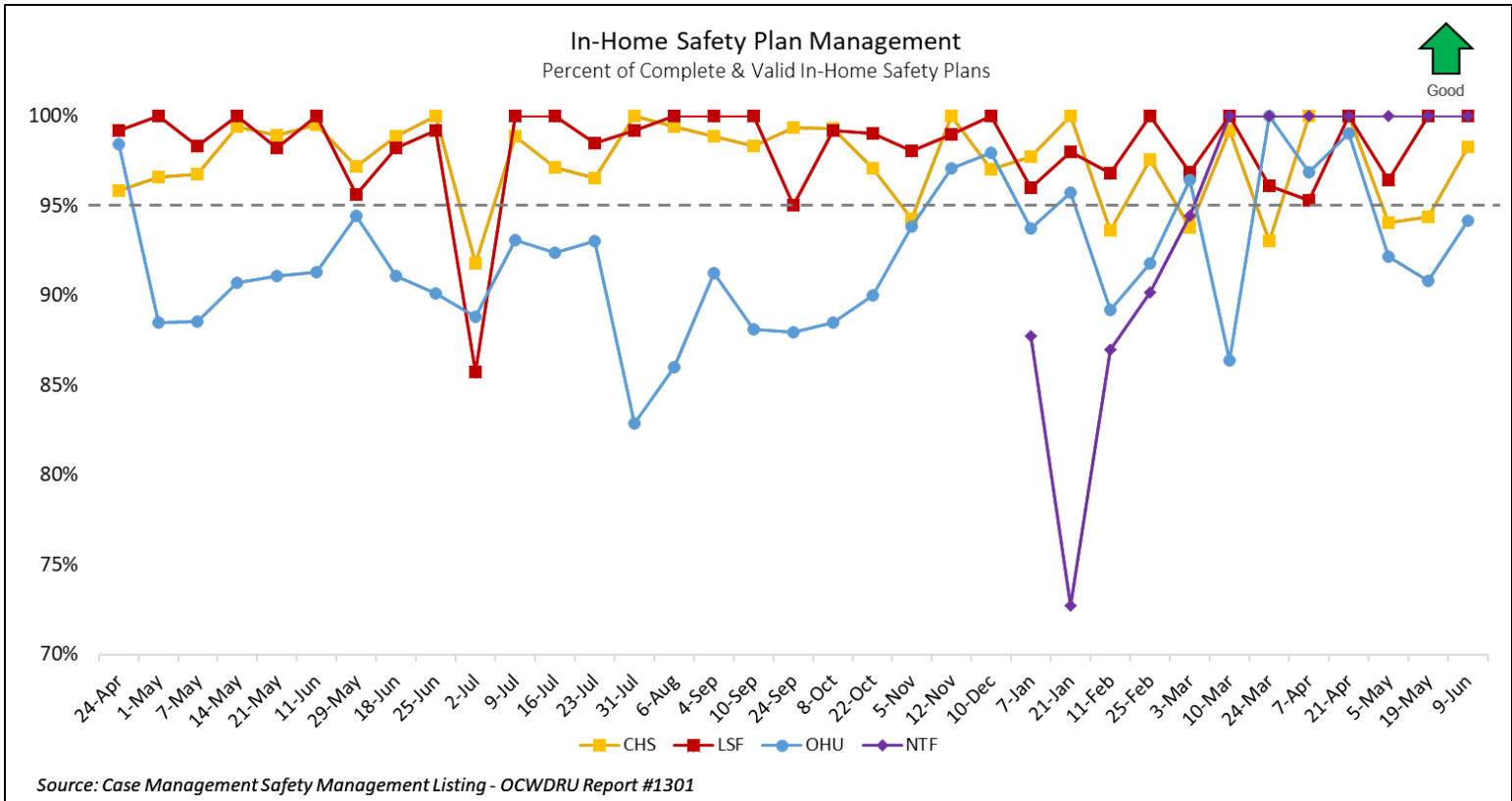
Percent of Completed In-Home Safety Plans under 180 Effective Days – Target: 95.0%

In-Home Safety Plan Management				
Percent of <u>Completed</u> In-Home Safety Plans under 180 <u>Effective</u> Days				
Data as of 06/09/2024				
Agency	No -or- Expired Safety Plans	Complete & Valid Safety Plans	Total Required Safety Plans	Percentage Complete
CHS	2	114	116	98.3%
LSF	0	115	115	100.0%
OHU	7	113	120	94.2%
NTF	0	55	55	100.0%
HFC Total*	9	397	406	97.78%

Source Report: Case Management Safety Management Listing - OCWDRU Report #1301
Target of 95%

Of the 397 completed safety plans, 47 will expire in the next 30 or 60 days			
Agency	Expires in 30 Days	Expires in 60 Days	Total
CHS	5	20	25
LSF	4	13	17
OHU	0	3	3
NTF	0	2	2
HFC Total	9	38	47

Source report 1301 'Case Management Safety Management Listing' - Data as of 06/09/2024



Child Placement Agreement Errors

Active CPA's with errors and non-active CPA's needing closure.

Child Placement Agreement Errors

Data as of 06/09/2024

The 9 active CPA's with errors contain the 15 total errors.

Agency	Total CPA's Needing Correction	Non-Active CPA's Needing Closure	Total Active CPA's not Completed	New CPA Needed	Need to Upload Signed Agreement	Need Supervisor Approval	No Provider Listed	Total Errors
CHS	9	2	7	5	3	1	1	10
LSF	0	0	0					0
OHU	3	1	2		1	2	2	5
Total	12	3	9	5	4	3	3	15

Source: FSFN - Child Placement Agreement Status for Children in Out-of-Home Care On-Demand Listing - OCWDRU Report #1256

Criteria: Children with a CPA Effective Date.

Percent of Children with an Active Completed CPA

Data as of 06/09/2024

Agency	Total Active CPA's	CPA's Fully Completed	% of Completed CPA's
CHS	37	30	81%
LSF	27	27	100%
OHU	10	8	80%
Total	74	65	88%

Source: FSFN - Child Placement Agreement Status - OCWDRU Report #1256

Criteria: Children with an CPA Effective Date.

Psychotropic Medications

Children with Psychotropic Medications Prescriptions

Heartland For Children

Number of Children in Out-of-Home Care with at Least one Psyc. Medication and Percent of Children w/ a Valid Consent

Data as of 06/09/2024

Agency	All Children in OHC	% of Children in OHC w/ Psyc Meds	All Children with Psyc Meds	# of children w/ a current parent or court order	% w/ a current parent or court order
CHS	394	10.4%	41	40	97.6%
LSF	415	9.2%	38	38	100.0%
OHU	388	7.7%	30	30	100.0%
HFC	1,198	9.1%	109	108	99.1%
DCF	0	0.0%	3	0	0.0%
Statewide	18,551	13.6%	2,526	2,489	98.5%

Source: Children in OHC with One or More Current Prescriptions for a Psychotropic Medication, Ages 0 to 17 - #1002

Source: Children and Young Adults in Out-of-Home Care or Receiving In-Home Services Listing - #1077

Valid = Children with a parent consent and the parents are TPR'd are not considered valid consents

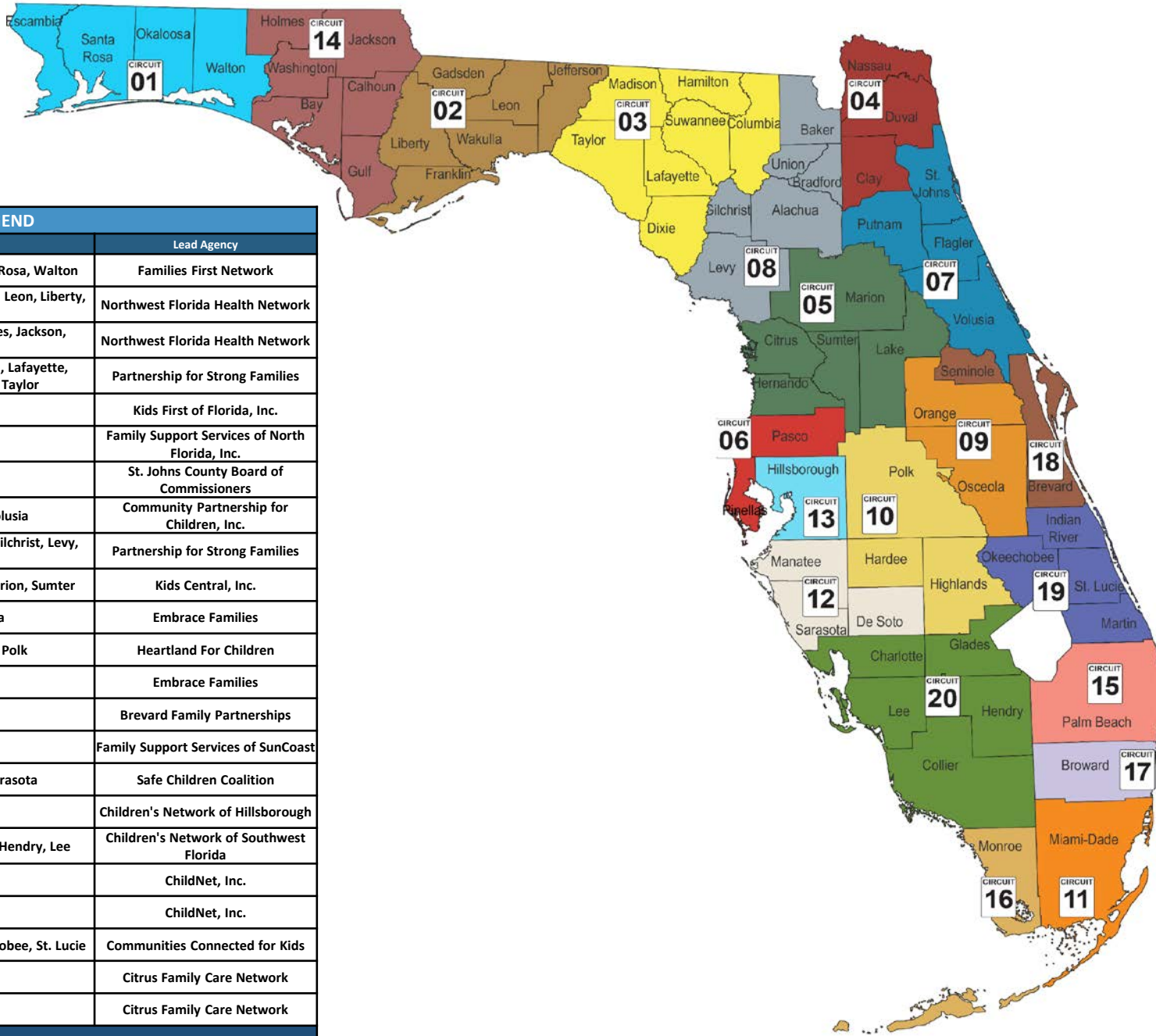
Unified Home Studies – Approval Status

Cases with a Pending or No UHS – 45+ Days Past Due; **Data-as-of: 05/20/2024**

Relative / Non-Relative Unified Home Study Approval Status			
45 Days since Case Transfer - <u>Past Due</u>			
Agency	# of UHS	Status - Pending	Status - No UHS
CHS	3	2	1
LSF	0	0	0
OHU	1	0	1
Total	4	2	2



Community Based Care Lead Agency Map



LEGEND			
Circuit	Region	Counties	Lead Agency
1	North West	Escambia, Okaloosa, Santa Rosa, Walton	Families First Network
2		Franklin, Gadsden, Jefferson, Leon, Liberty, Wakulla	Northwest Florida Health Network
14		Bay, Calhoun, Gulf, Holmes, Jackson, Washington	Northwest Florida Health Network
3	North East	Columbia, Dixie, Hamilton, Lafayette, Madison, Suwannee, Taylor	Partnership for Strong Families
4		Clay	Kids First of Florida, Inc.
4		Duval, Nassau	Family Support Services of North Florida, Inc.
7		St. Johns	St. Johns County Board of Commissioners
7		Flagler, Putnam, Volusia	Community Partnership for Children, Inc.
8		Alachua, Baker, Bradford, Gilchrist, Levy, Union	Partnership for Strong Families
5	Central	Citrus, Hernando, Lake, Marion, Sumter	Kids Central, Inc.
9		Orange, Osceola	Embrace Families
10		Hardee, Highlands, Polk	Heartland For Children
18		Seminole	Embrace Families
18		Brevard	Brevard Family Partnerships
6	Sun Coast	Pasco, Pinellas	Family Support Services of SunCoast
12		DeSoto, Manatee, Sarasota	Safe Children Coalition
13		Hillsborough	Children's Network of Hillsborough
20		Charlotte, Collier, Glades, Hendry, Lee	Children's Network of Southwest Florida
15	South East	Palm Beach	ChildNet, Inc.
17		Broward	ChildNet, Inc.
19		Indian River, Martin, Okeechobee, St. Lucie	Communities Connected for Kids
11	Southern	Miami-Dade	Citrus Family Care Network
16		Monroe	Citrus Family Care Network

AWARENESS FOR JUNE

- **National Reunification Month**
- **Father's Day – 6/16**

HEALTH RESOURCES

For more COVID information specific to Florida, go to floridahealthcovid19.gov

Call Center is available 24/7
(866) 779-6121 or email
COVID-19@flhealth.gov.

For more vaccine information go to
<https://floridahealthcovid19.gov/covid-19-vaccines-in-florida/>

SAFETY RESOURCES

Internet Safety and Tips

- [Information, Advice and Support to Keep Children Safe Online \(internetmatters.org\)](#)
- [NetSmartz Home \(missingkids.org\)](#)

Safe Sleep

- www.ounce.org/safe_sleep.html

Swim Safety Tips

- Pool Party Water Safety Tips: bit.ly/41UoFcY
- Water Safety Tips: ounce.org/water_safety.html
- **Hot Car Safety Tips**
- nhtsa.gov/campaign/heatstroke

COMMUNITY RESOURCES

Polk Plays

- Does your child use a school readiness voucher through the Early Learning Coalition of Polk County?
- Are you a Polk County resident with an EBT SNAP card?

If you answer yes to EITHER of these questions, you can receive a FREE one-year membership to Florida Children's Museum. Membership includes all members of your household. Learn more and sign up at polkplays.org

FREE Dental Care Event

Date: 5/31-6/1

Location: **RP Funding Center in Lakeland**

The Florida Dental Association is hosting Florida Mission of Mercy, a large-scale professional dental clinic that provides care to any patient at no cost to them.

To learn more visit flamom.com.

Summer Camp Guide

lakelandmom.com/summer-camp-directory/

Free Books for Children 0-5

uwcf.org/dolly-partons-imagination-library/

United Way's 211

Call 211 or visit 211.org

Getting free confidential help for needs such as food, housing, employment, utilities, mental health and much more is just a text, call, or click away.

ECHO Ministries

Help provide tangible needs to children in foster, adoptive, relative and non-relative care.

To Donate: ECHO Distribution Center every Wednesday from 9AM-12PM at 3625 Century Blvd Unit 1A, Lakeland, FL.

<https://www.echoministriesflorida.net/>

Find Help (Previously Aunt Bertha)

<https://www.findhelp.org/>

Find local resources for food, health, housing, employment programs & other community resources in seconds.

HOPE FLORIDA A PATHWAY TO PROSPERITY Call 850-300-HOPE

myfamilies.com/services/hope-florida

Services offered by Hope Navigators:

- Identifying goals and barriers
- Referrals to local, community-based partners
- One-on-one support to develop a plan to achieve economic-self sufficiency

Autism/ASD Support Group

Last Friday of each month 10AM-11:30AM

At Bonnet Springs Park in Lakeland
Childcare will be provided.

Please call (813) 455-2846 or
email Efigueroa2@usf.edu to register.

Circuit 10 Children's Mental & Behavioral Health Resources

<https://sites.google.com/view/floridac10/mhbhresources/home>

On this site you will find:

- Heartland for Children's Parent Portal
- MyFloridaMyFamily Community Services
- Florida Mobile Response Team- 24/7 Crisis Assistance
- Florida Statewide Medicaid Managed Care
- Florida Association of Christian Child Caring Agencies
- Florida Network Short-term Residential Programs
- Center for Autism Related Disabilities (CARD)
- National Alliance on Mental Illness
- Post Adoption Support
- Zebra Coalition
- Central FL Behavioral Health Network
- Hope Florida – A Pathway to Prosperity

Food Distribution Schedule

Polk, Highlands and Hardee Counties Food
Distribution Sites

uwcf.org/initiatives/endhunger/schedule/

Healthy Families Florida

Family support and coaching program that helps parents provide the safe and stable environments children need for healthy growth and development.
healthyfamiliesfla.org/programs_map.html

Domestic Violence Services

Peace River Center's Domestic Violence Program provides free, confidential services for individuals affected by domestic violence, sexual assault and human trafficking crimes, their family members and friends in Polk, Hardee and Highlands counties.

24-Hour Domestic Violence Crisis Lines

Hardee/Highlands 863.386.1167

Polk 863.413.2700

Victim Services Office Line 863.413.2708

Victim Services – Polk County 1860 South
Crystal Lake Drive, Lakeland, FL 33801

**Victim Services – Hardee/Highlands
Counties**

1570 Lakeview Drive, Sebring, FL 33870

HFC EVENTS

Foster Care Info Night

Tuesday, June 4th at 6:30PM
1239 E Main St. Bartow, FL 33830
(2nd Floor) Register: 863-519-8900 x 289

Back to School Bash for Kids in Care

Saturday, July 27 from 10AM-1PM
Heartland Youth Village
3350 E State Rd 60, Bartow, FL 33830
Space is limited to the first 350 people to register. Register here by 7/19:
<https://form.jotform.com/241284968552063>

HFC's "Let's Talk About it" Podcast

where we provide education and resources for family matters in Polk, Highlands and Hardee Counties
[Apple Podcasts](#) / [Anchor](#) / [Spotify](#) / [YouTube](#)

POLK COUNTY

Free Trainings for Parents & Teachers

Early Learning Coalition of Polk County is hosting classes in multiple locations providing tools and resources and food. Space is limited.

Register here: <https://bit.ly/3AJqNz3>

Peer Recovery Center

Center for Behavioral Health Annex
1501 1st Street South, Winter Haven, FL 33880

Hours: Monday – Friday from 9AM-3PM

The center is a place for adults with a mental health diagnosis to receive education, support, resources and socialization.

Contact: (863) 293-1121 x 205789 for more info

Florida Children Museum

400 Bonnet Springs Blvd.

Lakeland, FL 33815

Contact: (863) 687-3869

<https://explorefc.org>

Carol Jenkin Barnett United Way Resource Center

Offers weekly classes for children from infants through age 5 where parents and children will learn and socialize as they participate in fun, stimulating, developmental activities. These classes are FREE and a great opportunity to meet other moms and caregivers.

- Breast Feeding Support Group
- Autism/ASD Support Group
- Child Development Classes
- Free Tax Prep
- Healthcare Navigator
- Free Child Development Screenings (1st Wednesday and 3rd Monday each month)
- Infant Massage Classes

Location: 400 Bonnet Springs Blvd. Lakeland, FL 33815
<https://uwcf.org/resourcecenter/>

HIGHLANDS COUNTY

Swimming Lessons at YMCA

<http://www.highlandsymca.org/aquatics.htm>

Champion for Children

Provides child abuse and neglect prevention programs and early-intervention services to children and families in Highlands County.

Contact for more info about the documentary **RESILIENCE: The Biology of Stress and the Science of Hope** which talks about the connection between trauma and health.

Office: (863) 382-2905

<https://www.championforchildren.org/>

Children's Museum of the Highlands

Hands on Learning for Ages 1-12

Cost: \$8/per person (ages 1+) for all day play.

219 N Ridgewood Dr. Sebring, Florida

(863) 451-5385 (contact museum for updated hours)

Preservers of Life

Highlands County Community Nursing Organization
This organization provides prevention healthcare and helps businesses and individuals integrate holistic health and wellness practices.

Kasey Pacheco, Community Nurse Collaborator

Kasey@preserversoflife.com | (863) 420-5255

FREE GED Prep & ESOL Classes

South Florida State College is offering free classes for adults in Highlands and Hardee Counties to improve adult literacy.

Contact: Sari Crews

863-784-7473 | sari.crews@southflorida.edu

<https://www.southflorida.edu/future-students/general-educational-development-program-ged>

HARDEE COUNTY

Hardee County Swimming Resources

[Swim Lessons | Florida Department of Health in Hardee \(floridahealth.gov\)](#)

Hardee Help Center

A Christ-centered community service organization bringing hope & healing to Hardee County families in difficult seasons of life.

713 E Bay Street Wauchula, FL 33873

Contact: info@hardeehelpcenter.com | 863-773-0034

Visit Hardee

Website for upcoming events, community updates and resources: <https://www.visithardee.com/events>

FREE GED Prep & ESOL Classes

South Florida State College is offering free classes for adults in Highlands and Hardee Counties to improve adult literacy.

Contact: Sari Crews

863-784-7473 | sari.crews@southflorida.edu

<https://www.southflorida.edu/future-students/general-educational-development-program-ged>



SCAN ME



For additional resources and county events, check out our most recent Parent's Corner Newsletter.