

Performance & Progress Report

Data for week ended Sunday, July 9, 2023



Mission

Improving safety, permanency and well-being for all children in Polk, Highlands, and Hardee Counties

Vision

To eliminate child abuse and neglect in Polk, Highlands, and Hardee Counties



Community Based Care Lead Agency Scorecard

FY 22-23, 3rd Quarter: January 01, 2023 to March 31, 2023

CBC Lead Agency Scorecard Performance Table	Safety				Permanency				Well-Being			
	1. Rate of Abuse per 100,000 days while in foster care.	2. Percent of children who are not neglected or abused during in-home services.	3. Children who are not neglected or abused after closure of services.	4. Children under supervision who are seen every 30 days.	5. Children exiting foster care to a permanent home within 12 months of entering care.	6. Children achieving permanency in 12 months for children in foster care 12 to 23 months.	7. Children who do not re-enter foster care within 12 months of moving to a permanent home.	8. Children's placement moves per 1,000 days in foster care.	9. Children in out-of-home care who have received medical services in the last 12 months.	10. Children in out-of-home care who received dental services within the last 7 months.	11. Young adults in foster care at age 18 that have completed or are enrolled in secondary education.	12. Children placed with all of their siblings who are in out of home care.
Standard	8.5	95.0%	95.0%	99.5%	40.5%	43.6%	91.7%	4.12	95.0%	95.0%	80.0%	65.0%
Reporting Period	01/01/22 - 12/31/22	01/01/22 - 12/31/22	07/01/21 - 07/01/22	04/01/22 to 03/31/23	04/01/21 to 03/31/22	4/1/2022	04/01/20 to 03/31/21	04/01/22 to 03/31/23	3/31/2023	3/31/2023	04/01/22 to 03/31/23	3/31/2023
Brevard Family Partnership	8.86	95.94%	95.75%	99.79%	29.20%	52.48%	92.13%	4.19	96.30%	85.77%	83.87%	61.58%
ChildNet-Broward	6.3	95.75%	95.00%	99.70%	31.49%	57.09%	81.82%	3.87	96.13%	88.98%	80.30%	66.93%
ChildNet-Palm Beach	10.37	97.22%	97.32%	99.64%	34.90%	56.48%	95.45%	3.43	95.83%	87.68%	71.15%	58.76%
Childrens Network of SW Florida	5.05	96.49%	96.75%	99.96%	36.26%	59.30%	92.92%	5.88	97.56%	95.95%	85.71%	58.40%
Childrens Network-Hillsborough	7.26	96.40%	95.57%	97.91%	28.04%	28.53%	92.36%	7.39	84.06%	67.10%	59.21%	58.07%
Citrus Health Network	1.68	96.43%	98.21%	99.65%	25.00%	38.20%	91.27%	3.16	96.79%	96.95%	98.53%	60.61%
Communities Connected for Kids	9.53	93.94%	96.22%	99.85%	38.90%	65.91%	92.13%	3.77	98.17%	97.06%	81.82%	65.45%
Community Partnership for Children	9.34	95.68%	96.97%	99.63%	25.63%	56.37%	86.96%	4.06	90.04%	75.32%	93.94%	60.31%
Embrace Families	8.27	94.55%	97.95%	98.32%	29.36%	45.32%	92.47%	7.51	85.53%	68.59%	80.65%	54.52%
Family Integrity Program	0.00	94.70%	95.27%	99.63%	42.37%	80.00%	90.00%	4.49	100.00%	100.00%	100.00%	53.85%
Family Support Services of North Fla	5.17	95.71%	97.77%	99.79%	28.73%	60.26%	87.38%	5.00	94.93%	86.56%	92.31%	50.00%
FSS Suncoast	5.68	94.73%	95.69%	97.42%	25.79%	37.01%	92.52%	7.61	76.79%	42.90%	68.75%	61.80%
Heartland for Children	7.20	94.56%	97.78%	99.81%	28.91%	43.57%	91.63%	4.07	98.38%	95.24%	97.30%	59.03%
Kids Central, Inc.	2.74	95.39%	96.98%	98.46%	29.33%	35.85%	85.48%	6.55	77.59%	61.62%	81.58%	63.05%
Kids First of Florida, Inc.	4.40	99.28%	96.36%	99.89%	34.31%	48.81%	86.67%	5.59	97.46%	90.65%	53.33%	56.82%
NWF Health Network - East	4.21	97.37%	97.05%	99.60%	31.51%	53.44%	94.67%	4.80	94.20%	84.24%	79.17%	62.98%
NWF Health Network - West	11.64	94.23%	97.47%	99.70%	27.03%	48.00%	90.57%	6.29	86.24%	68.98%	80.56%	60.94%
Partnership for Strong Families	7.18	97.69%	97.84%	99.82%	26.11%	41.98%	95.45%	6.39	76.54%	55.30%	92.59%	52.19%
Safe Children Coalition	4.41	96.89%	95.51%	99.30%	35.90%	55.78%	91.52%	4.58	95.49%	82.61%	76.47%	66.67%
Statewide	6.53	95.77%	96.67%	98.86%	30.00%	46.37%	90.62%	5.50	88.51%	74.99%	80.07%	59.89%
Red Zone	8.85	92.9%	92.9%	98.9%	36.3%	39.2%	90.8%	4.54	89.9%	89.9%	69.9%	60.0%



Scorecard Measure 4 – Children Seen Every Thirty Days

SM04 - Percent of children under supervision who are required to be seen every 30 days – Target = 99.5%

Current Month

Scorecard Measure #4 - Children Under Supervision Who Are Seen Every Thirty Days		
July 2023 as of 07/09/23		
Agency	# of Children <u>Not</u> seen in 30 days	% of Children seen timely
CHS	21	98.53%
LSF	9	99.46%
OHU	24	98.51%
HFC	54	98.78%
Statewide		98.56%
<i>Source Monthly: "Children Under Supervision Who Are Seen Every Thirty Days - Report #1144" 07/01/23 - 07/31/23</i>		
<i>Target of 99.5%</i>		

Prior Month End

Scorecard Measure #4 - Children Under Supervision Who Are Seen Every Thirty Days		
June 2023 as of 07/09/23		
Agency	# of Children <u>Not</u> seen in 30 days	% of Children seen timely
CHS	8	99.56% ★
LSF	5	99.92% ★
OHU	9	99.87% ★
HFC	22	99.79%
Statewide		99.29%
<i>Source Monthly: "Children Under Supervision Who Are Seen Every Thirty Days - Report #1144" 06/01/23 - 06/30/23</i>		
<i>Target of 99.5%</i>		



Monthly Birth Parent Contacts

Target = 70% Mothers and 50% Fathers - seen monthly

Current Month

Birth Parent Contact Completed							
July 2023 as of 07/09/23 (Point in Time)							
AGENCY	# Moms Required	# Moms Completed	Mom % Completed	# Dads Required	# Dads Completed	Dad % Completed	Combined Average
CHS	195	7	3.6%	127	2	1.6%	2.80%
LSF	214	35	16.4%	169	18	10.7%	13.84%
OHU	165	18	10.9%	125	4	3.2%	7.59%
TOTAL	574	60	10.5%	421	24	5.7%	8.44%

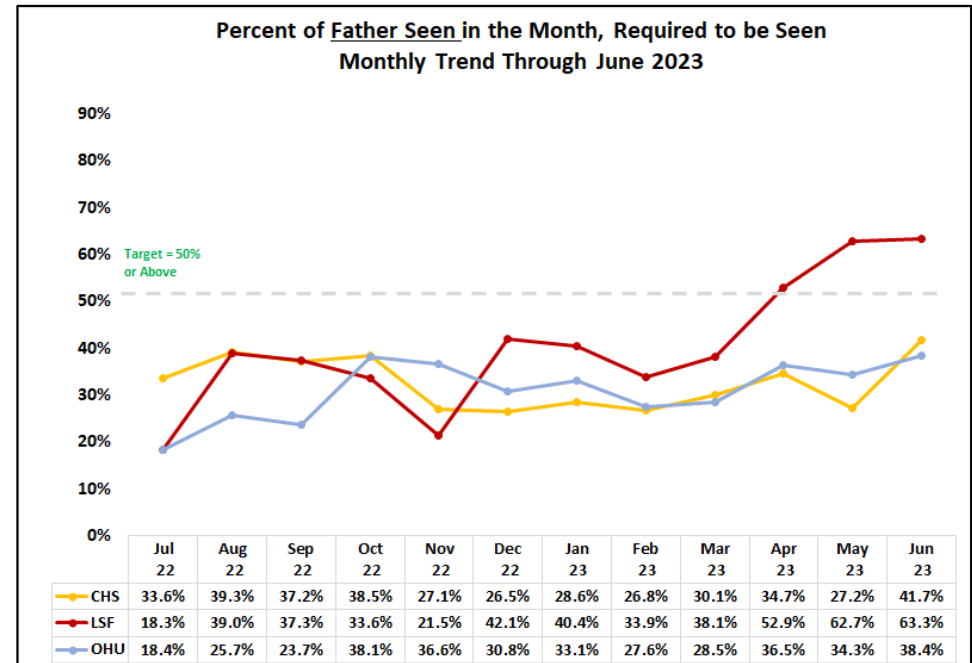
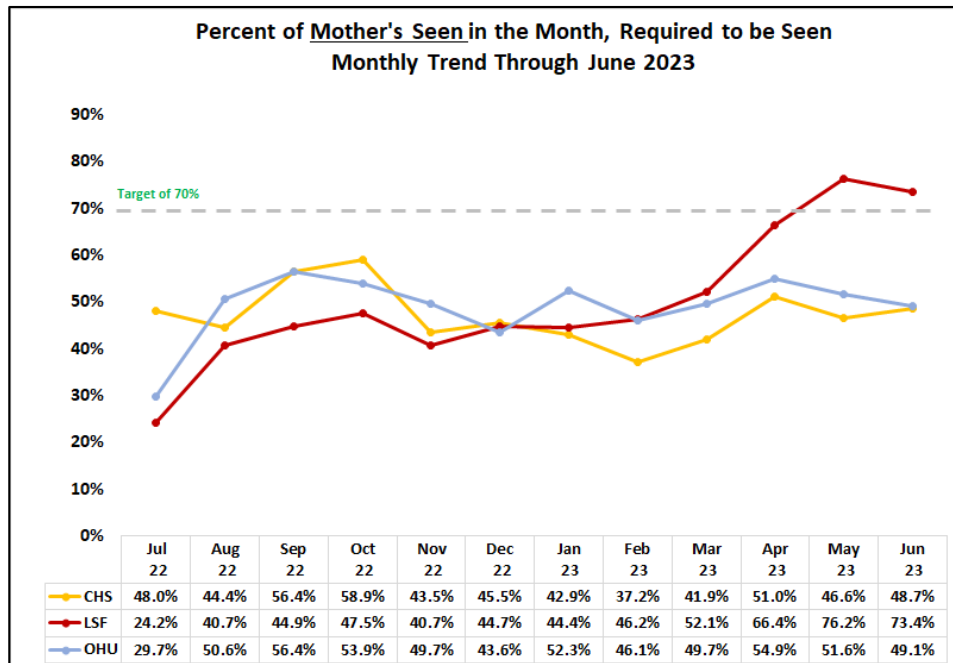
Criteria: Children in Out-of-Home Care w/goal of reunification
Source: Daily Ad Hoc Birth Parent Contact FSFN

Mother Contact

Green: 70% or above, Yellow: 69% - 60%, Red: 59% or less

Father Contact

Green: 50% or above, Yellow: 49% - 40%, Red: 39% or less



Scorecard Measures 5 & 6 - Children Achieving Permanency within 12 Months

SM05 - Percent of children exiting care to a permanent home within 12 months of entering care – **Target = 40.5%**

SM06 - Percent of children exiting care to a permanent home for children in care 12-23 months – **Target = 43.6%**

Entered into FSFN
Last 2 Weeks

Reunifications & Perm. Guardianships Entered into FSFN: Week of 06/26/23 thru 07/09/23			
Agency	Permanency w/12 Month of Removal	Permanency After 12 Months	Total
CHS	1	0	1
LSF	0	4	4
OHU	16	0	16
Total	17	4	21

OHC
Less
Than
12
Months

Scorecard Measure #5 - 07/01/21 to 06/30/22 Children Achieving Permanency within 0-12 Mths FY 22-23 - 4th Qtr as of 07/09/23			
Agency	Permanency within 12 mths	Total Children Entered OHC	Percent Timely Reunification
CHS	65	234	27.8%
LSF	39	207	18.8%
OHU	92	239	38.5%
HFC Total	196	680	28.82%
Statewide	3,288	11,281	29.15%

Source: Children Exiting Out-of-Home Care to a Permanent Home within Twelve Months of Entering Care On-Demand Listing - Report #1119

SM05 - Percentage to reach Yellow = **36.5%**

OHC
12 -23
Months

Scorecard Measure #6 - 07/01/22 Children Achieving Permanency within 12-23 Mths FY 22-23 - 4th Qtr as of 07/09/23			
Agency	Permanency within 12-23 mths	Total Children LOS 12-23 mths	Percent Timely Reunification
CHS	39	103	37.9%
LSF	55	132	41.7%
OHU	47	96	49.0%
HFC Total	141	331	42.6%
Statewide	2,774	6,008	46.2%

Source: Children Achieving Permanency w/ 12 Months for children in OHC 12-23 Months On-Demand Listing - Report #1138

SM06 - Percentage to reach Yellow = **39.4%**

OHC
24
Months

Children Achieving Permanency in 12 Months Children in OHC between 24 Months or Longer FY 22-23 - 4th Qtr as of 07/09/23 (Target: 30%)			
Agency	Permanency within 12 mths	Total Children LOS 24 mths or Longer	Percent Timely Reunification
CHS	54	105	51.4%
LSF	47	106	44.3%
OHU	37	88	42.0%
HFC Total	138	299	46.2%
Statewide	2,250	5,247	42.88%

Source: Children Achieving Permanency w/ 12 Months for children in OHC 24 Months or Longer On-Demand Listing - Report #1197

Target of 30% or Above



Children Re-Entering Out-of-Home Care

Number of Children in a Recent Removal Episode Who Have Had a Prior Reunification or Permanent Guardianship

Re-Entry
into OHC
Last 2
Weeks


Removal Episodes for Children with a Prior Reunification or Permanent Guardianship									
Removals entered into FSFN between 06/12/23 - 06/25/23									
Current Removal Case ID	Child Id	Current Agency	Prior Unit	Current Removal Date	Prior PG or Reunif Discharge Date	Length from Prior Discharge to Current Removal (months)	Range Prior Discharge to Current Removal	SM07 Cohort	FSFN Entry Date
102368219	108498525	CHS	141852-CHSFL	6/14/2023	2/3/2023	4	< 1.0 yr	Yes	6/26/23
	108498524	CHS	141852-CHSFL	6/14/2023	4/5/2023	2	< 1.0 yr	Yes	6/26/23

Source: FSFN Data Warehouse Ad Hoc Report, Rpt-as-of: 0709/23

Scorecard Measures 7 – Children Who Do Not Re-Enter into OHC after Achieving Permanency

SM07 - Percent of children exiting care to a permanent home within 12 months of entering care – Target = 91.7% or Greater

FY 22/23
Contract
Measure

Scorecard Measure #7 - 07/01/20 to 06/30/21			
Children Who Do <u>Not</u> Re-Enter Care within 12 Months			
FY 22-23 as of 06/26/23			
Agency	Maintained No Removal Episode	Total Children Permanency w/in 1 year	Percentage Permanency Maintained
CHS	74	82	90.2%
LSF	69	71	97.1% 
OHU	72	80	90.0%
HFC Total	215	233	92.27%

Source: Children Who Do Not Re-Enter Foster Care within Twelve (12) Months of Moving to a Permanent Home On-Demand Listing - OCWDRU Report #1100 , Rpt-as-of: 06/26/23

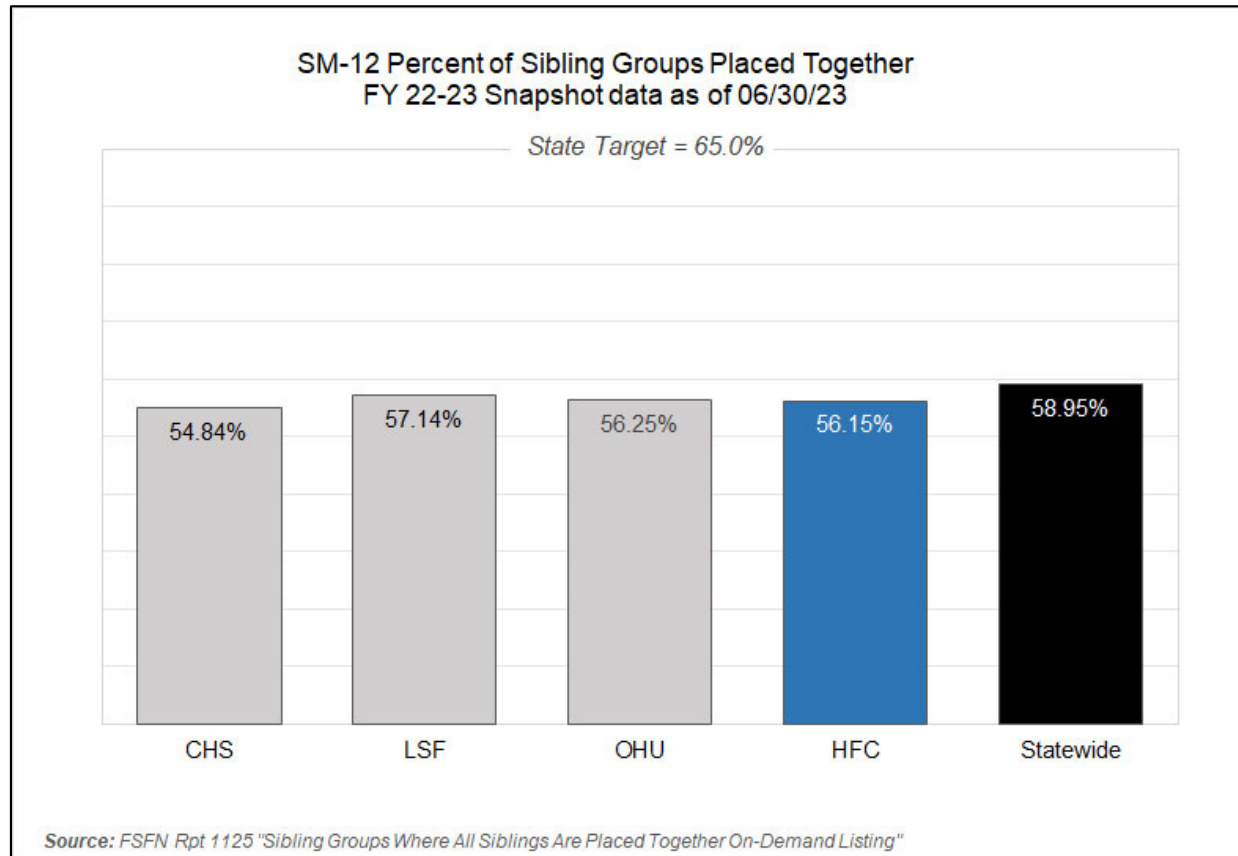


Scorecard Measure 12 – Separated Siblings

SM12 - Percentage of siblings groups in out-of-home care where all siblings are placed together – Target = 65.0%

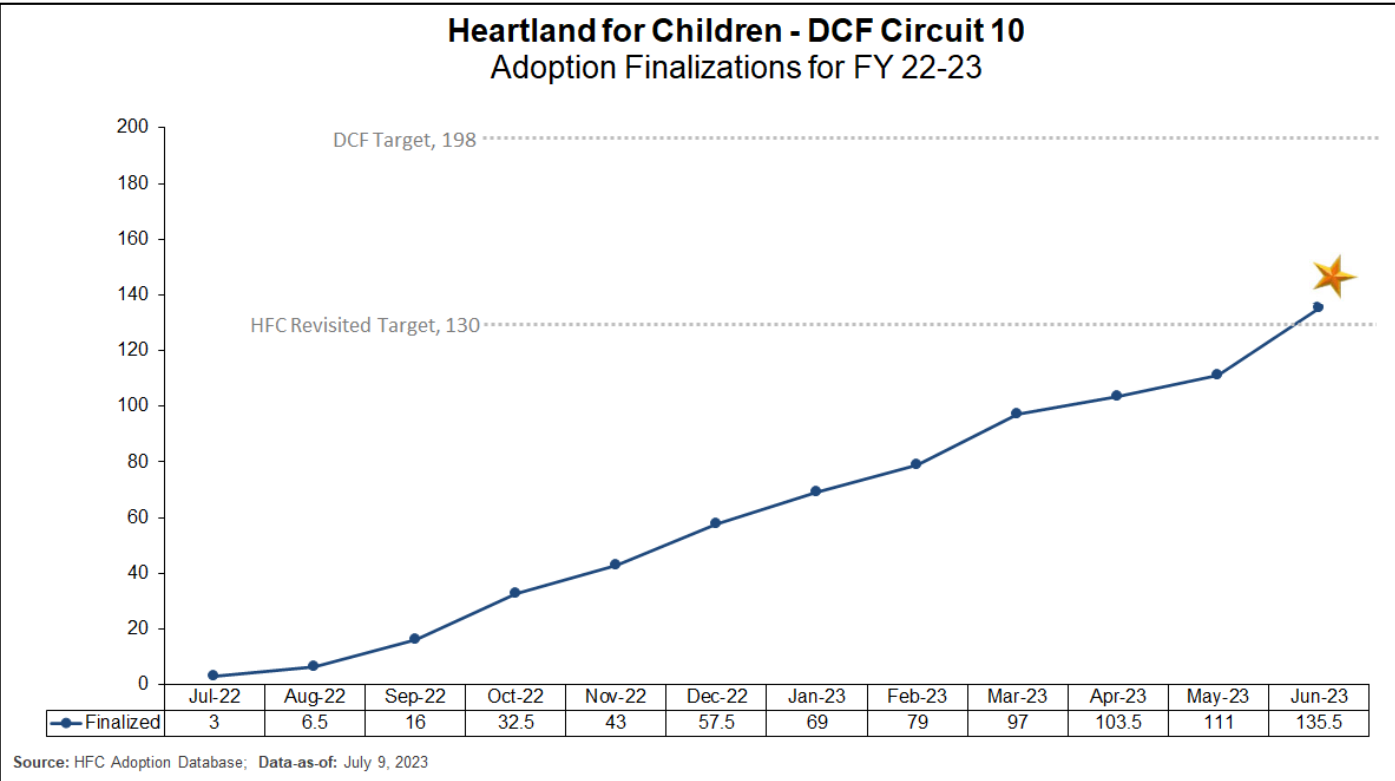
SM12 - Percent of Sibling Groups Placed Together FY 22-23 Snapshot data as of June 30, 2023			
Agency	Number of Cases w/ Siblings Together	Total Cases Sibling Groups	Percent of Siblings Placed Together
CHS	51	93	54.84%
LSF	64	112	57.14%
OHU	54	96	56.25%
HFC	169	301	56.15%
Statewide	2,872	4,872	58.95%

Number of sibling groups to achieve SM12 target – 28 Sibling Groups



Adoption Finalizations

Percent of Adoptions Finalized with 24 Months of Removal & Percent of Adoption Goal Met



Upcoming Finalization Dates

- July 19 & 26, 2023
- August 16 & 23, 2023
- September 13 & 20, 2023

Adoption Finalizations FY 22-23 - <u>4th Quarter</u> as of 07/09/23				
CMO	Subsidy Files Submitted	Finalized Adoptions	Quarter Target	Quarter Target Met
CHS	NA	15	28.5	52.6%
LSF	NA	13	34	38.2%
OHU	NA	10.5	39	26.9%
Total	NA	38.5	101.5	37.9%

Adoption Finalizations Total Fiscal Year-to-Date			
Total Finalized	HFC Target	% Met	% w/in 24 Mths
135.5	198	68.4%	24.4%



Case Transfer Staffing Data

Case Transfer Data For Fiscal Year July 1, 2022 – June 30, 2023 - Data as of 06/30/23

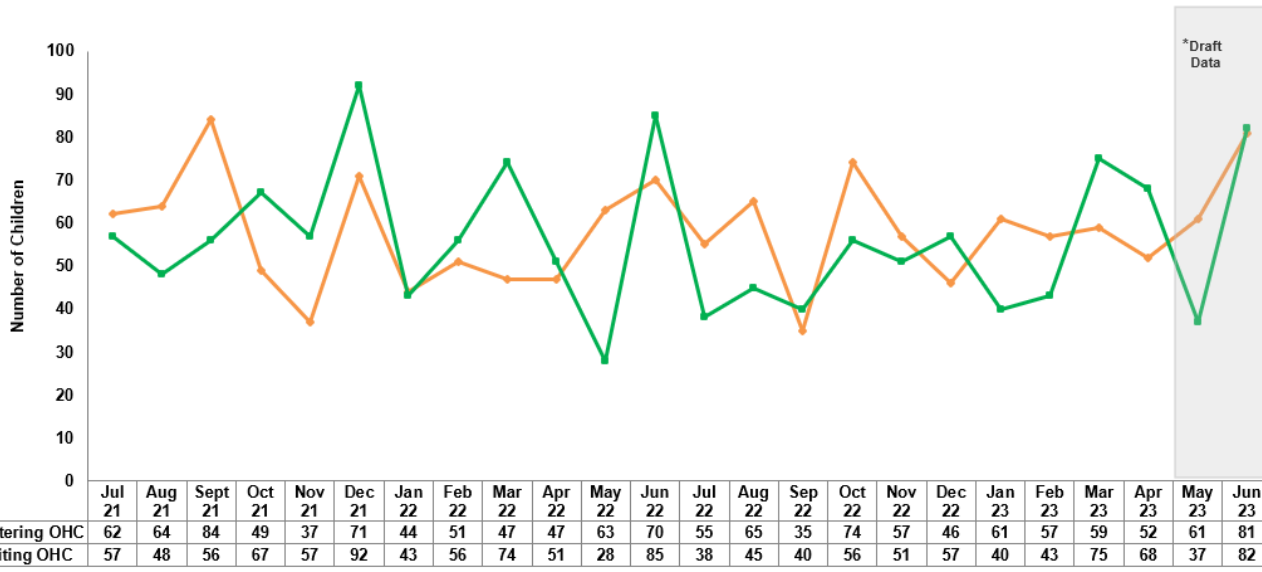
	JUL	AUG	SEPT	OCT	NOV	DEC	JAN	FEB	MAR	APR	MAY	JUN	22-23 Totals	21-22 Totals	20-21 Totals
Number of Children															
CHS	32	32	19	17	24	23	2	43	46	23	47	39	347	358	426
LSF	36	34	20	38	36	43	30	29	35	24	42	34	401	355	443
OHU Polk	12	18	13	7	12	16	27	14	5	9	5	3	141	147	162
One Hope	37	49	40	30	47	33	33	26	34	28	34	48	439	503	550
Total	117	133	92	92	119	115	92	112	120	84	128	124	1,328	1,363	1,581
Out of Home Care															
CHS	19	19	16	13	19	20	10	24	26	11	28	24	229	200	220
LSF	17	15	15	24	25	21	18	12	24	18	28	20	237	188	267
OHU Polk	8	9	12	7	9	14	8	10	5	6	6	4	98	103	75
One Hope	12	8	12	6	18	4	1	7	10	7	0	17	102	113	150
Total	56	51	55	50	71	59	37	53	65	42	62	65	666	604	712
IN - HOME JUDICIAL															
CHS	5	0	0	0	0	0	2	1	0	0	2	1	10	4	17
LSF	2	1	0	2	0	0	2	0	0	0	0	3	10	16	23
OHU Polk	0	0	0	0	0	0	0	0	0	0	0	0	0	2	10
One Hope	0	2	0	0	0	2	2	0	0	0	0	0	6	6	4
Total	7	3	0	2	0	2	6	1	0	0	2	4	27	28	54

	JUL	AUG	SEPT	OCT	NOV	DEC	JAN	FEB	MAR	APR	MAY	JUN	22-23 Totals	21-22 Totals	20-21 Totals
NON-JUDICIAL IN HOME SERVICES															
CHS	6	8	3	3	3	3	2	7	19	12	15	4	85	116	136
LSF	10	10	5	8	8	18	3	10	7	4	9	6	98	95	97
OHU Polk	4	9	1	0	1	1	5	4	0	0	0	0	25	31	65
One Hope	3	3	0	3	12	12	6	0	0	0	11	3	53	35	45
Total	23	30	9	14	24	34	16	21	26	16	35	13	261	277	343
OCS / ICPC Courtesy Supervision															
CHS	0	0	0	0	0	0	0	0	0	0	0	0	0	0	0
LSF	0	0	0	0	0	0	0	0	0	0	0	0	0	0	2
OHU Polk	0	0	0	0	0	0	0	0	0	0	0	0	0	0	0
One Hope	22	29	28	21	17	15	24	18	24	21	23	28	270	338	351
Total	22	29	28	21	17	15	24	18	24	21	23	28	270	338	353
Reinstatement of Protective Services Supervision (Notice of Hearings)															
CHS	0	3	0	0	0	0	0	9	0	0	0	5	17	17	26
LSF	5	6	0	4	3	2	0	6	3	1	1	4	35	46	36
OHU Polk	0	0	0	0	0	0	0	0	0	1	0	0	1	2	7
One Hope	0	4	0	0	0	0	0	0	0	0	0	0	4	0	0
Total	5	13	0	4	3	2	0	15	3	2	1	9	57	65	69

Children Entering & Exiting Care

Number of Children Entering and Exiting Out-of-Home Care per Month

Heartland for Children - Circuit 10
Number of Children Entering and Exiting OHC per Month
Last 24 Months Trending Through 07/09/23



Source: Children Entering and Exiting Foster Care On-Demand Listing - OCWDRU Report #1182,
Report-as-of: 07/09/23
- Excluding aged 18+ and IL initial placements





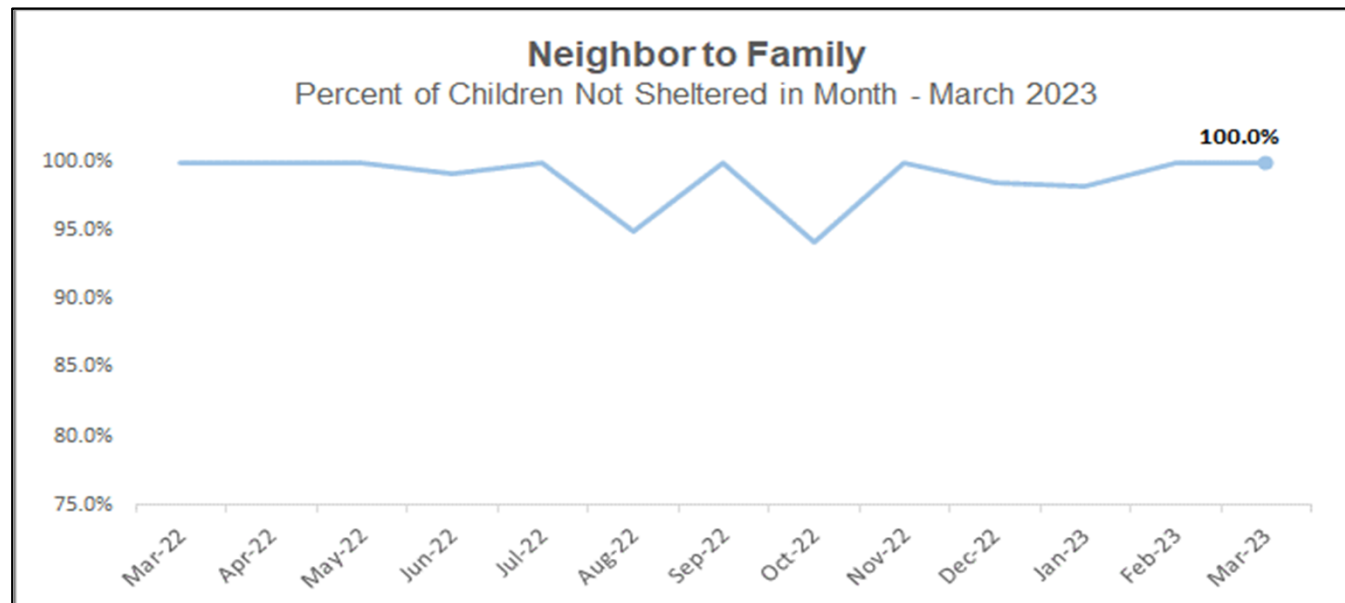
Neighbor to Family – Weekly & Monthly Census

22-23 Fiscal Year to Month - Percentage of Children Not Sheltered: **95.9%**

“Very supportive and extremely helpful when it came to asking questions.”

- NTF Parent Satisfaction Survey– Q: What we are doing well?

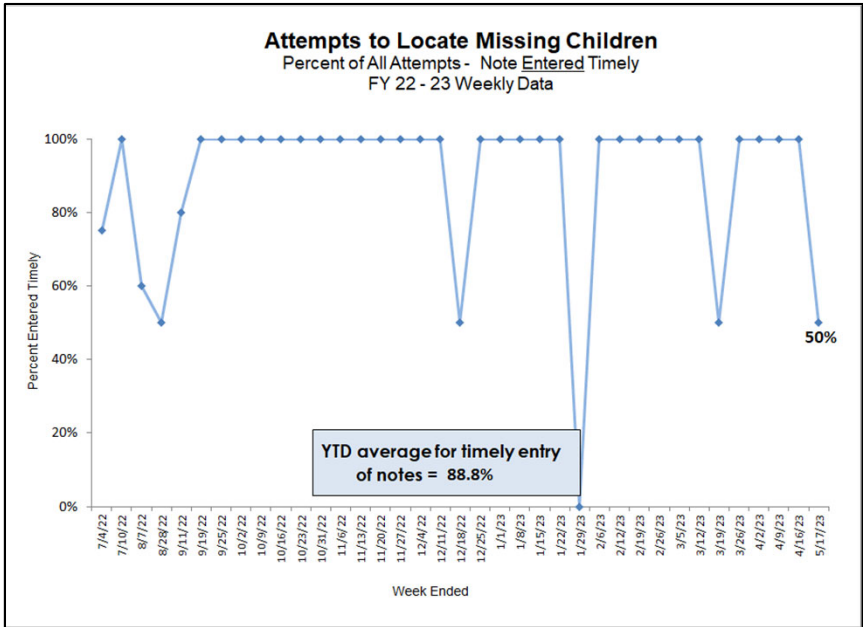
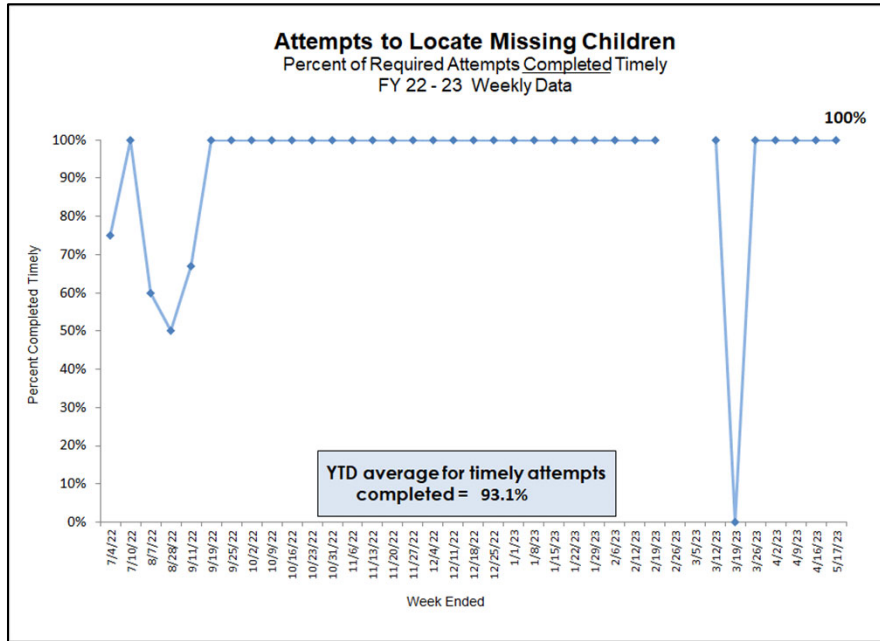
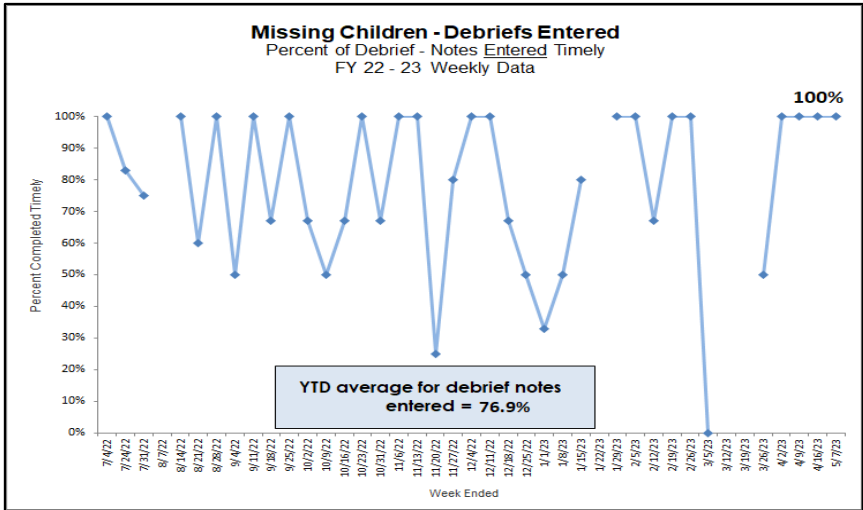
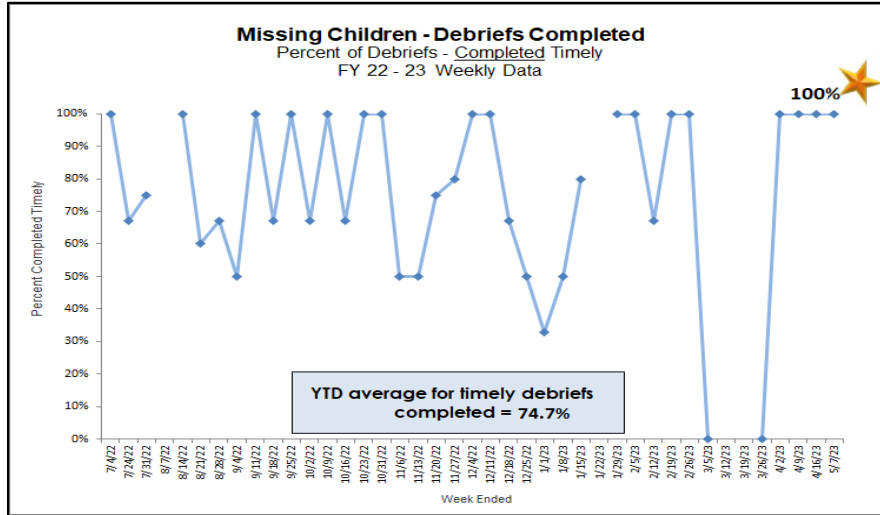
Neighbor To Family - Weekly Census Numbers		
Data 05/08/23 through 05/15/23		
Referral Type	Number of Families	Number of Children
CPI - Safety Management	0	0
CPI - Family Support	26	65
Specialized - Family Support	5	16
Prevention - Comm. Referral	27	62
Special Conditions Report	2	2
Nurturing Parenting	8	14
NTF - Total Services	68	159



Missing Children

HFC – DCF Circuit 10 Missing Youth Data as of Reporting Date

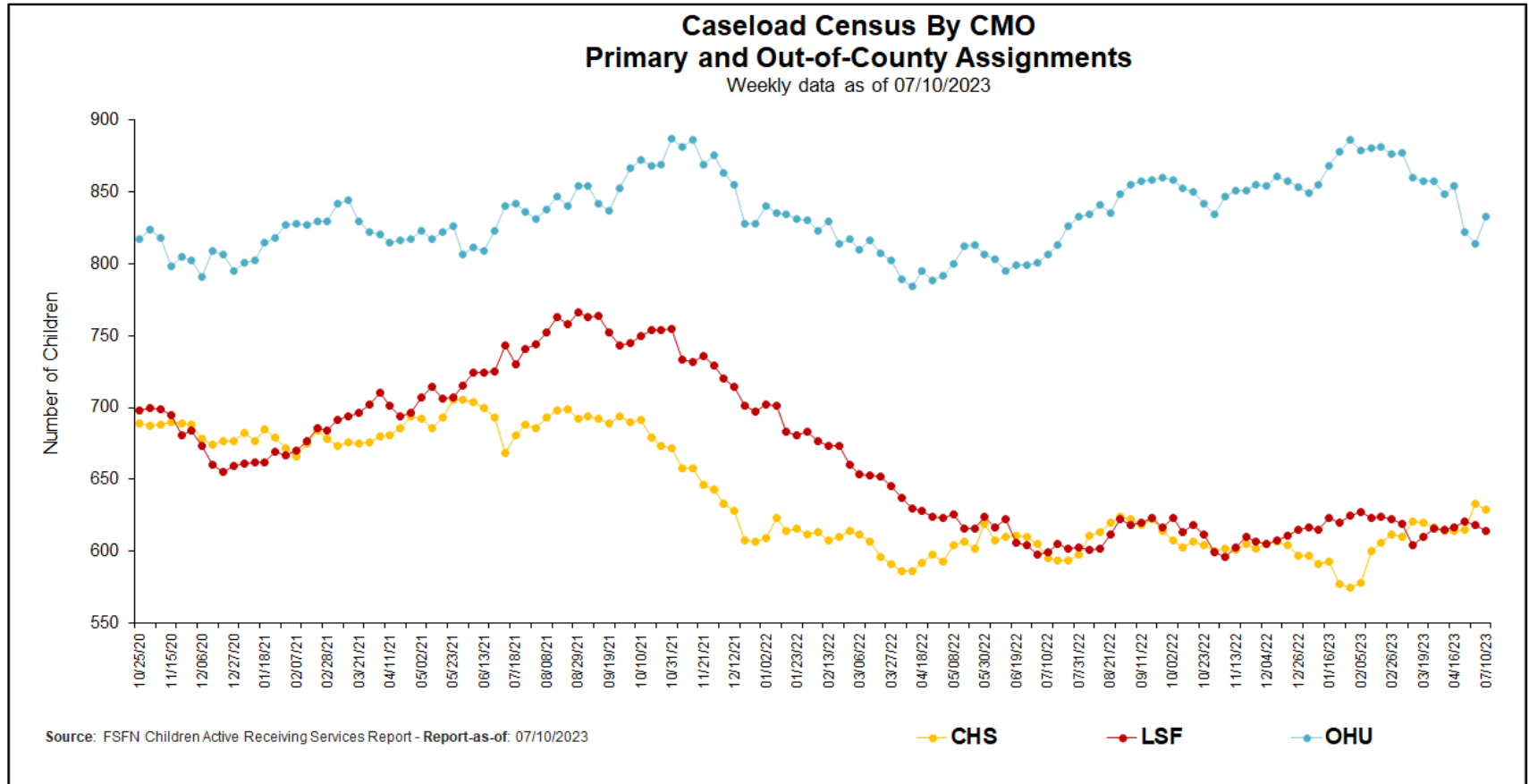
Weekly Data - Week ending 05/21/2023					
	Current Missing	Late Reports	Late ATL	Recoveries	Late Debriefs
CHS	3	0	1	0	0
LSF	0	0	0	0	0
OHU	0	0	0	1	0
CPI	0	0	0	0	0
Total	3	0	1	1	0



Caseload Census Information

CBC Services Weekly Caseloads By CMO

Number of Children by CMO Last 6 Reporting Periods						
Agency	3/26/2023	4/2/2023	4/16/2023	5/7/2023	6/11/2023	7/9/2023
CHS	617	614	614	615	633	629
LSF	616	615	617	621	618	614
OHU	857	848	854	822	814	833
HFC Total	2090	2077	2085	2058	2065	2076



Caseload Census by Case Manager and Organization

Data as of 07/10/23

Caseload of 1 - 5 Children (-1)		
CMO	Case Workers	#
OHU	Willis, Markeisha	4
OHU	Ryan, Sha	1
LSF	Collins, Sara	1
CHS	Forbes, Sabrina	1
CHS	Spencer-Whiting, Nicole	1

Caseload of 6 - 15 Children (+3)		
CMO	Case Workers	#
OHU	Board, Brianna	15
LSF	Brown, Desiree	15
OHU	Mendez, Natalie	15
CHS	Dawes, Dominique	15
OHU	Southall, Akeva	14
OHU	Garcia, Anakeidie	13
CHS	Whiting, Kari	13
OHU	Willix, Amensha	13
OHU	Meinke, Danielle	12
LSF	Lee, Tamar	11
LSF	Owens, Guillermina	10
OHU	Howe, Danielle	9
LSF	Williams, Careatha	8
OHU	Nettles, Markisha	6

Caseload of 16 - 24 Children (-5)		
CMO	Case Workers	#
OHU	Brutus, Marie	24
LSF	Londono, Reina	23
LSF	Morris, Alundrea	23
LSF	Willingham, Jadashia	23
LSF	Renfro, Andrew	23
LSF	Lynch, Rodina	22
OHU	Ghant, Dante	22
OHU	Wall, Tasha	22
LSF	Evans, Mikayla	21
LSF	Johnson, Tania	21
LSF	Pierce, Pamela	21
LSF	Bon-Fiol, Nikol	21
LSF	McNulty, Andriea	21
CHS	Telleria, Jelitza	20
LSF	Young, Vanessa	20
LSF	Davis, Katelyn	19
LSF	Hettmansperger, Katelin	19
LSF	Brown, Ciara	19
LSF	Ellis, Darren	19
LSF	Bickel, Sherry	19
LSF	Ramnaugh, Shan	18
LSF	Burciaga, Cristina	18
OHU	Smaller-Savitch, Denise	17
OHU	Reyes, Jasmine	16
LSF	Cruz, Veronica	16

Caseload of 25 - 29 Children (-1)		
CMO	Case Workers	#
LSF	Nail, Demetria	29
OHU	Ventura, Armando	29
OHU	Pizarro, Frances	28
OHU	Thompson, Wyshana	28
OHU	Mullis, Felicia	28
CHS	Durham, Nichelle	28
OHU	Johnson, Randi	27
OHU	Cleveland, Tammy	27
OHU	Dedrick, Dawn	27
LSF	Lott, Carla	27
OHU	Bello, Bianca	26
OHU	Azizi, Ellarie	26
LSF	Pamphile, Emmanuella	26
OHU	Kohn, Ludessa	26
LSF	Coleman, Tangela	25
LSF	Louis, Rachele	25
OHU	Brutus, Marie	25

Transition Age Youth - Young Adults		
CMO	Case Workers	#
CHS	Nieves, Carlos	29
LSF	Peralta, Joshua	20
OHU	Vazquez, Roger	13
OHU	Sandbrook, Mary	7
OHU	Metelus, Getro	4

FTC Facilitators Carrying Cases		
CMO	Case Workers	#
CHS	Mills, Clyatt	8
CHS	Cruz, Cheyleen	7

Caseload of 30+ Children (+3)		
CMO	Case Workers	#
CHS	Hiers, Katherine	54
CHS	Mcphail, Allissa	54
CHS	Sisk, Sarah	54
OHU*	Bailon, Margarita	53
CHS	Bain, Claire	50
OHU*	Villegas, Anna	48
CHS	Fort, Angela	47
OHU*	Smith, Lorie	46
OHU*	Washington, Woodrica	46
CHS	Mcbride, Hannah	45
OHU*	Fuentes, Norma	45
CHS	White, Melinda	41
OHU*	Simmons, Shannon	34
CHS	Borden, Kayla	32
CHS	Kaina, Kelly	32
CHS	Hodges, Elaine	32
CHS	Pression, Alexa	32
OHU	Claffey, Alexandra	31
LSF	Escartin Vega, Kathia	30
CHS	Saimpice, Sherby	30

Unit Supervisors Carrying Cases (+2)		
CMO	Case Workers	#
OHU	Colon, Lisette	13
OHU	Gadson, Berlendah	12
OHU	Beach-Solmo, Amber	5
CHS	Luskey, Taylor	3
CHS	Butler, Haveria	1
CHS	Cortes, Jennifer	1
OHU	Garza, Krystal	1

*These OHU case managers contain caseloads that are over 65% OCS cases. On average an OCS case compares to 1.54 regular cases (i.e., 20 OCS cases approx. equals 13 regular cases).

All CHS case managers are supported by Case-Aim support. On average a Case-Aim supported case compares to 1.33 regular cases (i.e., 20 cases with Case-Aim approx. equals 15 cases without Case-Aim support).



Caseload Census Information

Case Manager Caseload Breakdown by Agency – Data as of 07/10/23

Count of Case Managers Within a Caseload Range							
CMO	1-5 Children in Caseload	6-15 Children in Caseload	16-24 Children in Caseload	25-29 Children in Caseload	30+ Children in Caseload	Total Case Managers*	Avg # of Children per CM
CHS	2	2	1	2	12	19	30.9
LSF	1	4	20	5	1	31	19.2
OHU	3	10	5	10	7	35	22.9
# of CMs	6	16	26	17	20	85	23.4

Percent of Case Managers That Are at or Under the National Caseload Standard of 15			
CMO	# Case Managers	# with Caseload at 15 or lower	Percent at 15 or lower
CHS	19	4	21.1%
LSF	31	5	16.1%
OHU	35	13	37.1%
HFC	85	22	25.9%

* Data Excludes Unit Supervisors, FTC Facilitators & Resigned CMs Count

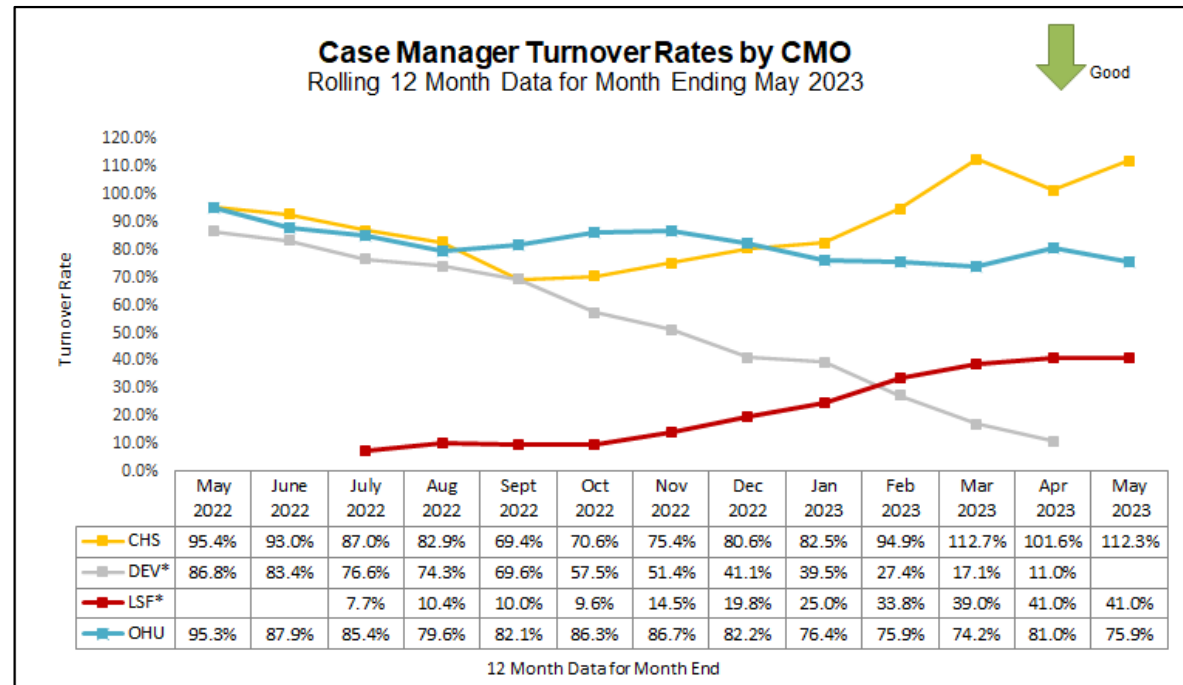
Case Management Organization Turnover

12 Month Case Manager Turnover Rates by Agency

Employee Turnover Rates By CMO 12 Month Data for Month Ended May 2023		
CMO	Case Manager	Case Manager Supervisor
CHS	112.3%	80.0%
DEV*	-	11.1%
LSF*	41.0%	34.8%
OHU	75.9%	38.1%

7/2/22 - Transition from Devereux to Lutheran Services Florida; the 12-months required for a "Rolling Year Total" has been split between agencies:

- **DEV:** Mar-22 to Jun-22 (4 months)
- **LSF:** Jul-22 to Feb-23 (8 months)



Healthcare Information

Data Entered Into FSFN for Children in Out-of-Home Care

Health Information in FSFN for Children in OHC as of 06/25/23						
Agency	# of Children in OHC	% With a Medical Record in FSFN	% With Medical Service in last 12 Months	% With Dental Service in Last 7 months	% with Immunizations Up to Date	Overall Performance
CHS	409	100.0%	98.0%	96.0%	98.5%	97.5%
LSF	466	99.8%	97.6%	91.1%	98.7%	95.8%
OHU	397	99.5%	96.7%	90.0%	96.0%	94.2%
HFC	1272	99.8%	97.5%	92.4%	97.8%	95.9%

Source: FSFN report 1009 "Source: "Healthcare Service Information for OHC"

Health Information in FSFN as of 06/25/23				
Agency	# of Missing Medical Records	# of Medical Appointments Needing Update	# of Dental Appointments Needing Update	# of Immunization Needing Update
CHS	0	8	11	6
LSF	1	11	26	6
OHU	2	13	26	16
Total	3	32	63	28

Source: "Healthcare Service Information for OHC - Report 1009"

Scorecard Measures 9 & 10 - Children Receiving Healthcare Services

SM 9 - Percent of children in out-of-home care who have received medical services in the last 12 months – Target = 95%

SM 10 - Percent of children in out-of-home care who have received dental services in the last 7 months – Target = 95%

Scorecard Measure #9 Children Receiving Medical Services Within Last 12 Mths Daily Snapshot as of 06/30/23			
Agency	Appointment within last 12 mths	Total Children out-of-home care	Percent Medical Services Received
CHS	404	421	96.0% ★
LSF	460	463	99.4% ★
OHU	374	384	97.4% ★
HFC Total	1245	1275	97.6% ★
Statewide	17,703	20,048	88.3%

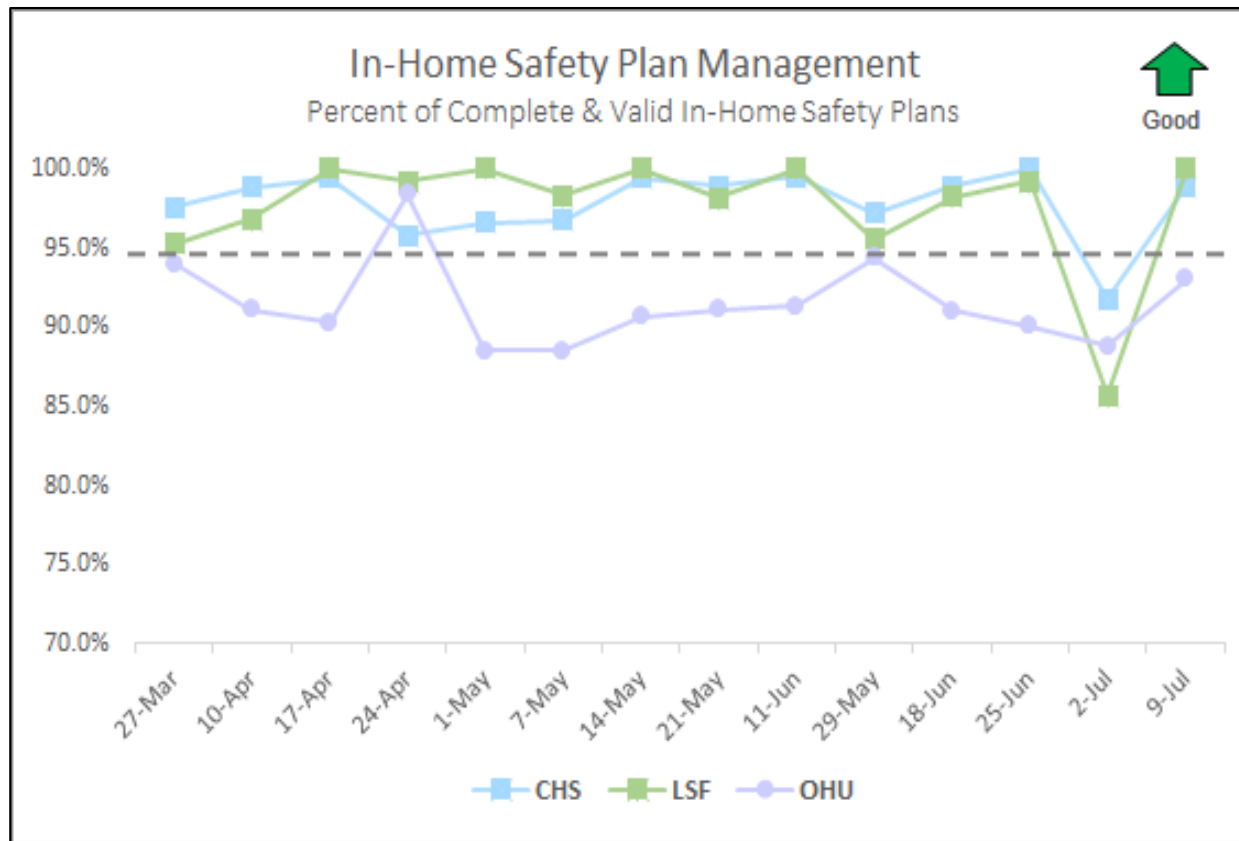
Scorecard Measure #10 Children Receiving Dental Services Within Last 7 Mths Daily Snapshot as of 06/30/23			
Agency	Appointment within last 7 mths	Total Children out-of-home care	Percent Dental Services Received
CHS	260	272	95.5% ★
LSF	278	296	93.9%
OHU	229	248	92.3%
HFC Total	767	816	94.00%
Statewide	9,980	13,313	74.96%



In-Home Safety Plan Management

Percent of Completed In-Home Safety Plans under 180 Effective Days – Target: **95.0%**

In-Home Safety Plan Management				
Percent of <u>Completed</u> In-Home Safety Plans under 180 <u>Effective</u> Days as of 07/09/23				
Agency	No -or- Expired Safety Plans	Complete & Valid Safety Plans	Total Required Safety Plans	Percentage Complete
CHS	2	176	178	98.9%
LSF	0	126	126	100.0%
OHU	9	121	130	93.1%
HFC Total*	11	423	434	97.47%



Source: FSFN Report 1301 "Case Management Safety Management Listing"



Unified Home Studies – Approval Status

Cases with a Pending or No UHS – 45+ Days Past Due; **Data-as-of:** 06/26/2023

Relative / Non-Relative Unified Home Study Approval Status 45 Days since Case Transfer - Past Due			
Agency	# of UHS	Status - Pending	Status - No UHS
CHS	5	1	4
LSF	3		3
OHU ★	0		
Total	8	1	7

Child Placement Agreement Errors – Data-as-of: 06/26/2023

Child Placement Agreement Errors Data as of 06/26/2023					
Agency	New CPA Needed	Need to Upload Signed Agreement	Need Supervisor Approval	Need to Close CPA	Total
CHS	14	16	17		47
LSF	1	1	3		5
OHU ★					0
Total	15	17	20	0	52



AWARENESS FOR JULY

- **July 4 – Independence Day**

HEALTH RESOURCES

For more COVID information specific to Florida, go to floridahealthcovid19.gov

Call Center is available 24/7
(866) 779-6121 or email
COVID-19@flhealth.gov.

For more vaccine information go to
<https://floridahealthcovid19.gov/covid-19-vaccines-in-florida/>

SAFETY RESOURCES

Internet Safety and Tips

- [SmartSocial.com](https://www.smartsocial.com) - Digital Citizenship programs
- [Information, Advice and Support to Keep Children Safe Online \(internetmatters.org\)](https://www.internetmatters.org)
- [NetSmartz Home \(missingkids.org\)](https://www.missingkids.org)

Safe Sleep

- https://www.ounce.org/safe_sleep.html

Swim Safety Tips

- Pool Party Water Safety Tips: <https://bit.ly/41UoFcY>
- Water Safety Tips: https://www.ounce.org/water_safety.html

COMMUNITY RESOURCES

Lakeland Mom's Summer Camp Guide
lakelandmom.com/summer-camp-directory/

United Way's 211

Call 211 or visit 211.org
Getting free confidential help for needs such as food, housing, employment, utilities, mental health and much more is just a text, call, or click away.

ECHO Ministries

Help provide tangible needs to children in foster, adoptive, relative and non-relative care.

To Donate: ECHO Distribution Center every Wednesday from 9AM-12PM at 3625 Century Blvd Unit 1A, Lakeland, FL.
<https://www.echoministriesflorida.net/>

Find Help (Previously Aunt Bertha)
<https://www.findhelp.org/>

Find local resources for food, health, housing, employment programs & other community resources in seconds.

HOPE FLORIDA
A PATHWAY TO PROSPERITY
Call 850-300-HOPE

myfamilies.com/services/hope-florida

Services offered by Hope Navigators:

- Identifying goals and barriers
- Referrals to local, community-based partners
- One-on-one support to develop a plan to achieve economic-self sufficiency

Circuit 10 Children's Mental & Behavioral Health Resources

<https://sites.google.com/view/floridac10/mhbhresources/home>

On this site you will find:

- o Heartland for Children's Parent Portal
- o MyFloridaMyFamily Community Services
- o Florida Mobile Response Team- 24/7 Crisis Assistance
- o Florida Statewide Medicaid Managed Care
- o Florida Association of Christian Child Caring Agencies
- o Florida Network Short-term Residential Programs
- o Center for Autism Related Disabilities (CARD)
- o National Alliance on Mental Illness
- o Post Adoption Support
- o Zebra Coalition
- o Central FL Behavioral Health Network
- o Hope Florida – A Pathway to Prosperity

Food Distribution Schedule

Polk, Highlands and Hardee Counties
Food Distribution Sites

[uwcf.org/initiatives/endhunger/schedule/](https://www.uwcf.org/initiatives/endhunger/schedule/)

Healthy Families Florida

Family support and coaching program that helps parents provide the safe and stable environments children need for healthy growth and development.

healthyfamiliesfla.org/programs_map.html

Domestic Violence Services

Peace River Center's Domestic Violence Program provides free, confidential services for individuals affected by domestic violence, sexual assault and human trafficking crimes, their family members and friends in Polk, Hardee and Highlands counties.

24-Hour Domestic Violence Crisis Lines
Hardee/Highlands 863.386.1167
Polk 863.413.2700

Victim Services Office Line 863.413.2708
Victim Services – Polk County 1860 South Crystal Lake Drive, Lakeland, FL 33801
Victim Services – Hardee/Highlands Counties
1570 Lakeview Drive, Sebring, FL 33870

FREE Admission to Bok Tower Gardens
<https://bit.ly/3pXDTzN>

FREE Bowling in Winter Haven
<https://www.kidsbowlfree.com/>

FREE Citrus Connection Transit for Youth (12-18) from June 6 – Aug 7
[ridecitrus.com/about-us/summer-of-safety/](https://www.ridecitrus.com/about-us/summer-of-safety/)

HFC EVENTS

Foster Care Info Night

Thursday, July 6th at 6:30PM
1239 E Main St. Bartow, FL 33830
(2nd Floor) Register: 863-519-8900 x 289

HFC's "Let's Talk About it" Podcast where we provide education and resources for family matters in Polk, Highlands and Hardee Counties
[Apple Podcasts](#) / [Anchor](#) / [Spotify](#) / [YouTube](#)

POLK COUNTY

FREE Youth Mental Health First Aid

Saturday, July 15 from 8:30AM-3:30PM at Bonnet Springs Park, Lakeland, FL. Space is limited. Register: <https://ow.ly/GGyf500YrT5>

Lakeland Mom's 20 Place for Swimming Lessons

lakelandmom.com/guide/swimming-lessons/

Free Trainings for Parents & Teachers

Early Learning Coalition of Polk County is hosting classes in multiple locations providing tools and resources and food. Space is limited.

Register here: <https://bit.ly/3AJaZ3>

Peer Recovery Center

Center for Behavioral Health Annex
1501 1st Street South, Winter Haven, FL 33880
Hours: Monday – Friday from 9AM-3PM
The center is a place for adults with a mental health diagnosis to receive education, support, resources and socialization.
Contact: (863) 293-1121 x 205789 for more info

Florida Children Museum

400 Bonnet Springs Blvd.
Lakeland, FL 33815
Contact: (863) 687-3869
<https://explorefcm.org>

Carol Jenkin Barnett United Way Resource Center

Offers weekly classes for children from infants through age 5 where parents and children will learn and socialize as they participate in fun, stimulating, developmental activities. These classes are FREE and a great opportunity to meet other moms and caregivers.

- Breast Feeding Support Group
- Autism/ASD Support Group
- Child Development Classes
- Free Tax Prep
- Healthcare Navigator

Location: 400 Bonnet Springs Blvd. Lakeland, FL 33815
<https://uwcf.org/resourcecenter/>

HIGHLANDS COUNTY

Swimming Lessons at YMCA

<http://www.highlandsymca.org/aquatics.htm>

Champion for Children

Provides child abuse and neglect prevention programs and early-intervention services to children and families in Highlands County.

Contact for more info about the documentary **RESILIENCE: The Biology of Stress and the Science of Hope** which talks about the connection between trauma and health.

Office: (863) 382-2905
<https://www.championforchildren.org/>

Children's Museum of the Highlands

Hands on Learning for Ages 1-12
Cost: \$8/per person (ages 1+) for all day play.
219 N Ridgewood Dr. Sebring, Florida
(863) 451-5385 (contact museum for updated hours)

Preservers of Life

Highlands County Community Nursing Organization
This organization provides prevention healthcare and helps businesses and individuals integrate holistic health and wellness practices.

Kasey Pacheco, Community Nurse Collaborator
Kasey@preserversoflife.com | (863) 420-5255

HARDEE COUNTY

Hardee County Swimming Resources

[Swim Lessons](#) | [Florida Department of Health in Hardee \(floridahealth.gov\)](#)

Hardee Help Center

A Christ-centered community service organization bringing hope & healing to Hardee County families in difficult seasons of life.

713 E Bay Street Wauchula, FL 33873

Contact: info@hardeehelpcenter.com | 863-773-0034

Visit Hardee

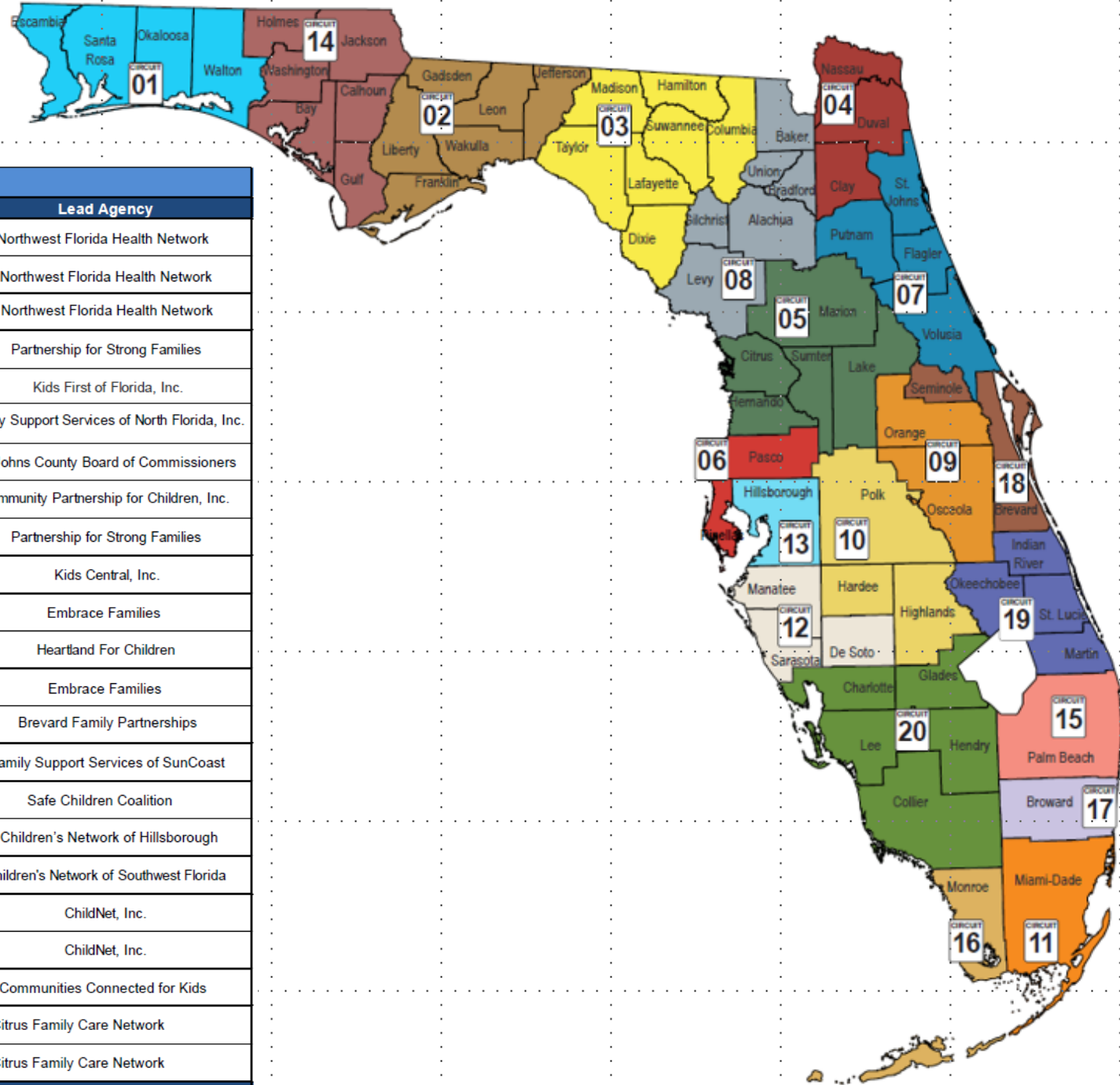
Website for upcoming events, community updates and resources: <https://www.visithardee.com/events>



For additional resources and county events, check out our most recent **Parent's Corner Newsletter.**



Community Based Care Lead Agency Map



LEGEND			
Circuit	Region	Counties	Lead Agency
1	Northwest	Escambia, Okaloosa, Santa Rosa, Walton	Northwest Florida Health Network
2		Franklin, Gadsden, Jefferson, Leon, Liberty, Wakulla	Northwest Florida Health Network
14		Bay, Calhoun, Gulf, Holmes, Jackson, Washington	Northwest Florida Health Network
3	Northeast	Columbia, Dixie, Hamilton, Lafayette, Madison, Suwannee, Taylor	Partnership for Strong Families
4		Clay	Kids First of Florida, Inc.
4		Duval, Nassau	Family Support Services of North Florida, Inc.
7		St. Johns	St. Johns County Board of Commissioners
7		Flagler, Putnam, Volusia	Community Partnership for Children, Inc.
8		Alachua, Baker, Bradford, Gilchrist, Levy, Union	Partnership for Strong Families
5		Citrus, Hernando, Lake, Marion, Sumter	Kids Central, Inc.
9	Central	Orange, Osceola	Embrace Families
10		Hardee, Highlands, Polk	Heartland For Children
18		Seminole	Embrace Families
18		Brevard	Brevard Family Partnerships
6	SunCoast	Pasco, Pinellas	Family Support Services of SunCoast
12		DeSoto, Manatee, Sarasota	Safe Children Coalition
13		Hillsborough	Children's Network of Hillsborough
20		Charlotte, Collier, Glades, Hendry, Lee	Children's Network of Southwest Florida
15	Southeast	Palm Beach	ChildNet, Inc.
17		Broward	ChildNet, Inc.
19		Indian River, Martin, Okeechobee, St. Lucie	Communities Connected for Kids
11	Southern	Miami-Dade	Citrus Family Care Network
16		Monroe	Citrus Family Care Network

