



Community Based Care: Hardee, Highlands & Polk Counties

**CBC Performance and Quality Improvement Meeting**  
Data for Week Ended Sunday, October 16, 2022

**Video Conference Meeting**

Wednesday, October 19, 2022 at 9 a.m.

Conference Call: 866-607-2795

Participant Number: 830 755 402#



# Community Based Care Lead Agency Scorecard

## FY 21-22, 4th Quarter: April 01, 2022 to June 30, 2022

| CBC Lead Agency Scorecard Performance Table | Safety  |   |  |   | Permanency   |  |   |  | Well-Being  |   |   |   |
|---|---|---|--|---|--|--|---|--|---|---|---|---|
| Measures                                    | 1. Rate of Abuse per 100,000 days while in foster care. | 2. Percent of children who are not neglected or abused during in-home services. | 3. Children who are not neglected or abused after closure of services. | 4. Children under supervision who are seen every 30 days. | 5. Children exiting foster care to a permanent home within 12 months of entering care. | 6. Children achieving permanency in 12 months for children in foster care 12 to 23 months. | 7. Children who do not re-enter foster care within 12 months of moving to a permanent home. | 8. Children's placement moves per 1,000 days in foster care. | 9. Children in out-of-home care who have received medical services in the last 12 months. | 10. Children in out-of-home care who received dental services within the last 7 months. | 11. Young adults in foster care at age 18 that have completed or are enrolled in secondary education. | 12. Children placed with all of their siblings who are in out of home care. |
| Standard                                    | 8.5   | 95.0%   | 95.0%  | 99.5%   | 40.5%  | 43.6%  | 91.7%   | 4.12   | 95.0%   | 95.0%   | 80.0%   | 65.0%   |
| Reporting Period                            | 04/01/21 - 03/31/22                                     | 04/01/21 - 03/31/22   | 10/01/20 - 09/30/21  | 07/01/21 to 06/30/22                                      | 07/01/20 to 06/30/21   | 7/1/21   | 07/01/20 to 06/30/20  | 07/01/21 to 06/30/22   | 6/30/22   | 6/30/22   | 07/01/21 to 06/30/22  | 6/30/22   |
| Brevard Family Partnership                  | 9.84  | 95.1%   | 96.6%  | 99.7%   | 32.0%  | 55.6%  | 92.7%   | 3.76   | 96.7%   | 91.4%   | 95.0%   | 61.1%   |
| ChildNet - Broward                          | 8.12  | 96.5%   | 95.6%  | 99.7%   | 35.7%  | 51.7%  | 83.0%   | 4.39   | 96.7%   | 89.4%   | 93.7%   | 64.8%   |
| ChildNet - Palm Beach                       | 7.76  | 95.9%   | 95.8%  | 99.6%   | 33.3%  | 61.1%  | 92.7%   | 3.77   | 97.8%   | 91.9%   | 73.8%   | 63.3%   |
| Children's Network of SW Florida            | 7.47  | 96.5%   | 97.5%  | 99.8%   | 37.3%  | 60.9%  | 94.6%   | 4.66   | 96.8%   | 96.5%   | 89.7%   | 60.8%   |
| Citrus Health Network                       | 7.38  | 96.9%   | 97.3%  | 98.2%   | 24.9%  | 34.8%  | 89.5%   | 7.51   | 92.5%   | 74.7%   | 53.5%   | 58.7%   |
| Communities Connected for Kids              | 3.39  | 95.4%   | 98.4%  | 99.6%   | 30.7%  | 4570.0%  | 87.5%   | 3.17   | 97.7%   | 96.3%   | 93.5%   | 62.3%   |
| Community Partnership for Childr.           | 6.68  | 94.4%   | 98.3%  | 99.6%   | 45.0%  | 77.6%  | 90.3%   | 2.97   | 95.9%   | 94.2%   | 85.0%   | 54.4%   |
| Eckerd Community Hillsborough               | 3.99  | 95.6%   | 97.0%  | 99.3%   | 27.0%  | 50.9%  | 86.4%   | 4.10   | 93.5%   | 65.9%   | 92.3%   | 61.4%   |
| Embrace Families                            | 8.51  | 95.0%   | 96.4%  | 97.6%   | 30.2%  | 45.3%  | 92.1%   | 8.33   | 61.2%   | 32.0%   | 88.0%   | 60.6%   |
| Families First Network                      | 6.84  | 95.1%   | 97.5%  | 99.6%   | 22.8%  | 37.8%  | 92.8%   | 7.33   | 91.0%   | 81.4%   | 83.3%   | 61.0%   |
| Family Integrity Program                    | 4.06  | 98.5%   | 97.1%  | 99.9%   | 48.7%  | 62.2%  | 88.6%   | 2.87   | 98.8%   | 96.4%   | 66.6%   | 59.0%   |
| Family Support Services North Fla           | 6.64  | 96.6%   | 96.5%  | 99.8%   | 36.9%  | 62.3%  | 86.3%   | 5.70   | 95.0%   | 85.5%   | 100.0%  | 56.6%   |
| FSS Suncoast                                | 7.3   | 93.1%   | 94.6%  | 97.0%   | 26.9%  | 41.8%  | 93.4%   | 5.97   | 66.3%   | 36.8%   | 95.3%   | 61.4%   |
| <b>Heartland For Children</b>               | <b>9.74</b>   | <b>95.3%</b>  | <b>96.8%</b>   | <b>99.8%</b>  | <b>34.7%</b>   | <b>49.4%</b>   | <b>92.0%</b>  | <b>3.89</b>  | <b>96.8%</b>  | <b>91.7%</b>  | <b>100.0%</b>   | <b>58.8%</b>  |
| Kids Central, Inc.                          | 4.16  | 95.6%   | 96.6%  | 99.3%   | 33.1%  | 40.5%  | 86.2%   | 6.44   | 85.9%   | 65.8%   | 75.0%   | 65.5%   |
| Kids First of Florida, Inc.                 | 5.38  | 96.6%   | 95.6%  | 95.2%   | 30.4%  | 45.9%  | 90.7%   | 2.5  | 91.1%   | 77.3%   | 57.1%   | 68.3%   |
| Northwest Florida Health Network            | 5.72  | 95.8%   | 97.7%  | 99.6%   | 30.6%  | 49.6%  | 92.3%   | 4.76   | 92.5%   | 88.3%   | 86.2%   | 59.6%   |
| Partnership for Strong Families             | 4.29  | 96.7%   | 98.7%  | 99.9%   | 23.3%  | 61.0%  | 93.8%   | 4.56   | 85.8%   | 71.0%   | 81.8%   | 56.5%   |
| Safe Children Coalition                     | 8.69  | 97.8%   | 95.1%  | 99.3%   | 38.7%  | 53.8%  | 92.3%   | 5.05   | 93.2%   | 82.9%   | 69.2%   | 66.5%   |
| <b>Statewide</b>                            | <b>6.91</b>   | <b>95.7%</b>  | <b>96.5%</b>   | <b>98.8%</b>  | <b>31.6%</b>   | <b>49.0%</b>   | <b>90.6%</b>  | <b>5.41</b>  | <b>87.1%</b>  | <b>73.3%</b>  | <b>84.1%</b>  | <b>61.1%</b>  |
| Red Zone                                    | 8.85  | 92.9%   | 92.9%  | 98.9%   | 36.3%  | 39.2%  | 90.8%   | 4.54   | 89.9%   | 89.9%   | 69.9%   | 60.0%   |

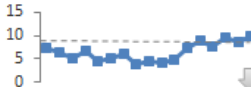



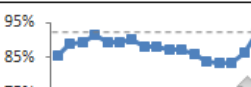

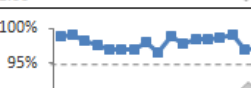
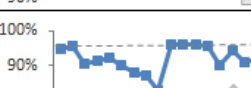



# Contract Measures at a Glance

## CBC Contract Measures – HFC Performance with CMO Breakdown

### CBC Contract Measures - HFC Performance with CMO Breakdown

SFY 22-23 – 1st Quarter as of Month-End – September 2022

| SFY 22-23 Contract Measure / Indicator  | Reporting Period Description  | Quarterly Trend   | Prior Qtr (4th Quarter) | Current Qtr / Date Ranges   | Current Target     | Current Qtr Performance | CHS          | LSF           | OHU           |
|---|---|---|-------------------------|-----------------------------|--------------------|-------------------------|--------------|---------------|---------------|
| 1 <b>SM01</b> - Rate of abuse per 100,000 days while in out-of-home care.   | Twelve month period ending three months prior to the end of the report quarter.       |    | 9.74                    | 1st Qtr<br>7/1/21-6/30/22   | 8.50               | 8.81                    | 10.18        | 6.98          | 9.59          |
| 2 Number of children with finalized adoptions between July 1, 2022 and June 30, 2023.   | Performance through the end of the month prior to the report month. Self Reporting    |    | 186<br>(PR: 180)        | 1st Qtr<br>September 22     | 198<br>(Pro-Rated) | 16<br>(PR: 51)          | 1<br>(PR:15) | 8<br>(PR: 17) | 7<br>(PR: 19) |
| 3 <b>SM04</b> - Percentage of children under supervision who are seen every thirty (30) days.   | Twelve month period ending as of the end of the report quarter.                       |    | 99.77%                  | 1st Qtr<br>8/1/22-8/31/22   | 99.5%              | 99.85%                  | 99.94%       | 99.76%        | 99.84%        |
| 4 <b>SM05</b> - Children exiting foster care to a permanent home within twelve (12) months of entering care.  | Twelve month period ending twelve months prior to the end of the report quarter.      |    | 34.8%                   | 1st Qtr<br>10/1/20-9/30/21  | 40.5%              | 35.2%                   | 36.6%        | 30.0%         | 39.8%         |
| 5 <b>SM07</b> - Percentage of children who do not re-enter foster care within twelve (12) months of moving to a permanent home.   | Twelve month period ending twenty-four months prior to the end of the report quarter. |    | 92.0%                   | 1st Qtr<br>10/1/19-9/30/20  | 91.7%              | 92.3%                   | 92.1%        | 93.5%         | 90.9%         |
| 6 <b>SM08</b> - Children's placement moves per 1,000 days in foster care.   | Twelve month period ending as of the end of the report quarter.                       |    | 3.90                    | 1st Qtr<br>10/1/21-09/30/22 | 4.12               | 3.50                    | 4.06         | 3.00          | 3.25          |
| 7 <b>SM09</b> - Percent of children in out-of-home care who have received medical services in the last twelve (12) months.  | Last day of the report quarter.   |   | 97.1%                   | 1st Qtr<br>9/30/22          | 95.0%              | 97.9%                   | 99.1%        | 97.4%         | 97.2%         |
| 8 <b>SM10</b> - Percent of children in out-of-home care who have received dental services in the last seven (7) months.   | Last day of the report quarter.   |  | 91.8%                   | 1st Qtr<br>9/30/22          | 95.0%              | 90.9%                   | 96.1%        | 84.4%         | 92.7%         |
| 9 <b>SM11</b> - Percent of young adults who aged out of foster care who have completed or are enrolled in secondary education, vocational training, and/or adult education. | Twelve month period ending as of the end of the report quarter.                       |  | 100.0%                  | 1st Qtr<br>10/1/21-9/30/22  | 80.0%              | 96.8%                   | 93.3%        | 100.0%        | 100.0%        |



## Scorecard Measure 4 – October Weekly Report

Percent of children under supervision who are required to be seen every 30 days

| <b>Scorecard Measure #4 - Children Under Supervision<br/>Who Are Seen Every Thirty Days</b>                        |   |                                      |
|--|---|--------------------------------------|
| Supervision between 10/01/22 - 10/31/22  |   |                                      |
| <b>Agency</b>  | <b># of Children <u>Not</u><br/>seen in 30 days</b> | <b>% of Children<br/>seen timely</b> |
| CHS  | <b>5</b>  | 99.87%                               |
| LSF  | <b>3</b>  | 99.91%                               |
| OHU  | <b>5</b>  | 99.88%                               |
| <b>Total</b>   | <b>13</b>   | <b>99.89%</b>                        |
| <i>Source: "Children Under Supervision Who Are Seen Every Thirty Days -<br/>Report #1144" Data-as-of: 10/16/22</i> |   |                                      |

## Scorecard Measure 4 - September Month-end Report

Percent of children under supervision who are required to be seen every 30 days

| <b>Scorecard Measure #4 - Children Under Supervision<br/>Who Are Seen Every Thirty Days</b>                          |   |                                      |
|--|---|--------------------------------------|
| Month-End Supervision - September 2022   |   |                                      |
| <b>Agency</b>  | <b># of Children <u>Not</u><br/>seen in 30 days</b> | <b>% of Children<br/>seen timely</b> |
| CHS  | <b>4</b>  | 99.94%                               |
| LSF  | <b>2</b>  | 99.76%                               |
| OHU  | <b>6</b>  | 99.84%                               |
| <b>Total</b>   | <b>12</b>   | <b>99.85%</b>                        |
| <i>Source: "Children Under Supervision Who Are Seen Every Thirty Days -<br/>Report #1144" Report-as-of: 09/30/22</i> |   |                                      |



## Monthly Birth Parent Contacts

Target = 70% Mothers and 50% Fathers - seen monthly

| Birth Parent Contact Completed |                 |                  |                 |                 |                  |                 |                  |
|--------------------------------|-----------------|------------------|-----------------|-----------------|------------------|-----------------|------------------|
| 10/01/22 to 10/31/22           |                 |                  |                 |                 |                  |                 |                  |
| AGENCY                         | # Moms Required | # Moms Completed | Mom % Completed | # Dads Required | # Dads Completed | Dad % Completed | Combined Average |
| CHS                            | 197             | 56               | 28.4%           | 124             | 15               | 12.1%           | 20.3%            |
| LSF                            | 212             | 48               | 22.6%           | 154             | 18               | 11.7%           | 17.2%            |
| OHU                            | 165             | 41               | 24.8%           | 113             | 21               | 18.6%           | 21.7%            |
| <b>TOTAL</b>                   | <b>574</b>      | <b>145</b>       | <b>25.3%</b>    | <b>391</b>      | <b>54</b>        | <b>13.8%</b>    | <b>19.5%</b>     |

Source: FSFN Data Warehouse – Ad Hoc Report; Data-as-of: 10/16/22

| Birth Parent Contact Completed    |                 |                  |                 |                 |                  |                 |                  |
|-----------------------------------|-----------------|------------------|-----------------|-----------------|------------------|-----------------|------------------|
| Month-end Data for September 2022 |                 |                  |                 |                 |                  |                 |                  |
| AGENCY                            | # Moms Required | # Moms Completed | Mom % Completed | # Dads Required | # Dads Completed | Dad % Completed | Combined Average |
| CHS                               | 195             | 110              | 56.4%           | 129             | 48               | 37.2%           | 46.8%            |
| LSF                               | 207             | 93               | 44.9%           | 150             | 56               | 37.3%           | 41.1%            |
| OHU                               | 165             | 93               | 56.4%           | 114             | 27               | 23.7%           | 40.0%            |
| <b>TOTAL</b>                      | <b>567</b>      | <b>296</b>       | <b>52.2%</b>    | <b>393</b>      | <b>131</b>       | <b>33.3%</b>    | <b>42.8%</b>     |

Source: FSFN Data Warehouse – Ad Hoc Report; Report-as-of: 09/30/22, Data-as-of: 10/09/22

### Mother Contact

Green: 70% or above, Yellow: 69% - 60%, Red: 59% or less

### Father Contact

Green: 50% or above, Yellow: 49% - 40%, Red: 39% or less



## Scorecard Measures 5 & 6 - Children Achieving Permanency

SM05 - Percent of children exiting care to a permanent home within 12 months of entering care – Target = 40.5%

SM06 - Percent of children exiting care to a permanent home for children in care 12-23 months – Target = 43.6%

| Reunifications Entered into FSFN:<br>Week of 10/10/22 thru 10/16/22 |          |           |          |
|---|----------|-----------|----------|
| Agency  | Timely   | Un-Timely | Total    |
| CHS   |          | 1         | 1        |
| LSF   |          | 2         | 2        |
| OHU   | 2        |           | 2        |
| <b>Total</b>  | <b>2</b> | <b>3</b>  | <b>5</b> |

| Service Availabilities<br>Service Snapshot of Availability as of 10/17/22 |                                    |
|---|------------------------------------|
| Youth Villages  | Peace River Home-to-Stay           |
| 2 – Polk  | 4 – Polk<br>4 – Highlands / Hardee |

| Scorecard Measure #5 - 01/01/21 to 12/31/21<br>Children Achieving Permanency within 0-12 Mths<br>FY 22-23 - 2nd Qtr as of 10/16/22 |                           |                                 |                              |
|--|---------------------------|---------------------------------|------------------------------|
| Agency   | Permanency within 12 mths | Total Children out-of-home care | Percent Timely Reunification |
| CHS  | 74                        | 245                             | 30.2%                        |
| LSF  | 73                        | 273                             | 26.7%                        |
| OHU  | 105                       | 262                             | 40.1%                        |
| <b>HFC Total</b>   | <b>252</b>                | <b>780</b>                      | <b>32.31%</b>                |

Percentage to reach Yellow = 36.5%

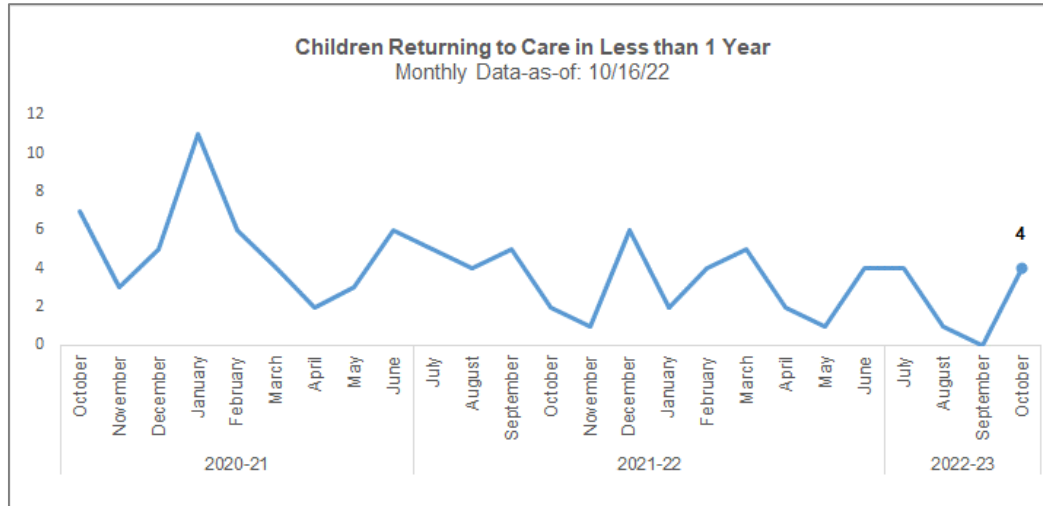
| Scorecard Measure #6 - 01/01/22<br>Children Achieving Permanency within 12-23 Mths<br>FY 22-23 - 2nd Qtr as of 10/16/22 |                              |                               |                              |
|---|------------------------------|-------------------------------|------------------------------|
| Agency  | Permanency within 12-23 mths | Total Children LOS 12-23 mths | Percent Timely Reunification |
| CHS   | 34                           | 106                           | 32.1%                        |
| LSF   | 58                           | 137                           | 42.3%                        |
| OHU   | 31                           | 82                            | 37.8%                        |
| <b>HFC Total</b>  | <b>123</b>                   | <b>325</b>                    | <b>37.8%</b>                 |

SM06 - Percentage to reach Yellow = 39.4%



# Children Returning to Care

Number of Children in a Recent Removal Episode Who Have Had a Prior Removal



| Removal Episodes for Children with a Prior Removal     |                      |                      |               |                 |                         |                                      |           |             |
|--|----------------------|----------------------|---------------|-----------------|-------------------------|--------------------------------------|-----------|-------------|
| Removals entered into FSFN between 10/10/22 - 10/16/22 |                      |                      |               |                 |                         |                                      |           |             |
| Current Agency   | Current Removal Date | Prior Unit           | Prior Removal | Prior Discharge | Length of Stay (months) | Length from Prior Discharge (months) | LOR Range | SM07 Cohort |
| OHU  | 9/20/2022            | 142849-OHU-HIGHLANDS | 12/3/2009     | 11/17/2010      | 11                      | 142                                  | > 5.0 yrs | N           |
| LSF  | 8/11/2022            | 141849-LSF           | 6/3/2021      | 6/29/2022       | 13                      | 1                                    | < 1.0 yr  | N           |
| LSF  | 8/11/2022            | 141849-LSF           | 6/3/2021      | 6/29/2022       | 13                      | 1                                    | < 1.0 yr  | N           |
| LSF  | 8/11/2022            | 141849-LSF           | 6/3/2021      | 6/29/2022       | 13                      | 1                                    | < 1.0 yr  | N           |
| LSF  | 8/11/2022            | 141849-LSF           | 6/3/2021      | 6/29/2022       | 13                      | 1                                    | < 1.0 yr  | N           |

Source: FSFN Data Warehouse Ad Hoc Report, Rpt-as-of: 10/17/22

| Prior Weeks' Undiscussed Re-entries                    |                      |              |               |                 |                         |                                      |               |             |
|--|----------------------|--------------|---------------|-----------------|-------------------------|--------------------------------------|---------------|-------------|
| Removals entered into FSFN between 10/03/22 - 10/09/22 |                      |              |               |                 |                         |                                      |               |             |
| Current Agency   | Current Removal Date | Prior Unit   | Prior Removal | Prior Discharge | Length of Stay (months) | Length from Prior Discharge (months) | LOR Range     | SM07 Cohort |
| CHS  | 9/22/2022            | 141837-CHSFL | 6/18/2020     | 12/23/2020      | 6                       | 20                                   | 1.0 - 2.9 yrs | N           |

Source: FSFN Data Warehouse Ad Hoc Report, Rpt-as-of: 10/10/22

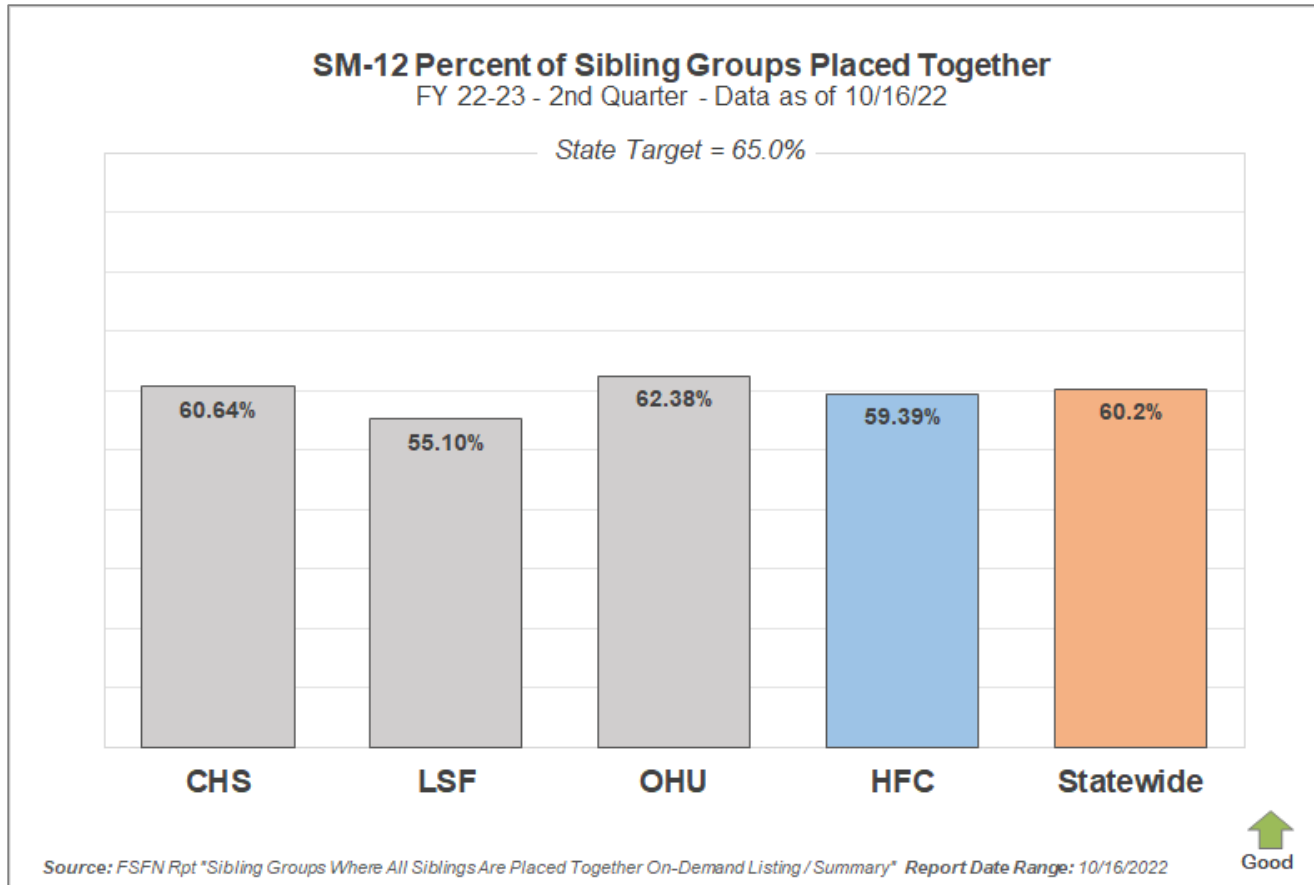


## Scorecard Measure 12 – Separated Siblings

SM12 - Percentage of siblings groups in out-of-home care where all siblings are placed together – **Target = 65.0%**

| SM12 - Percent of Sibling Groups Placed Together |                                      |                            |                                     |
|--|--------------------------------------|----------------------------|-------------------------------------|
| Agency   | Number of Cases w/ Siblings Together | Total Cases Sibling Groups | Percent of Siblings Placed Together |
| CHS  | 57                                   | 94                         | 60.64%                              |
| LSF  | 54                                   | 98                         | 55.10%                              |
| OHU  | 63                                   | 101                        | 62.38%                              |
| HFC  | 174                                  | 293                        | 59.39%                              |

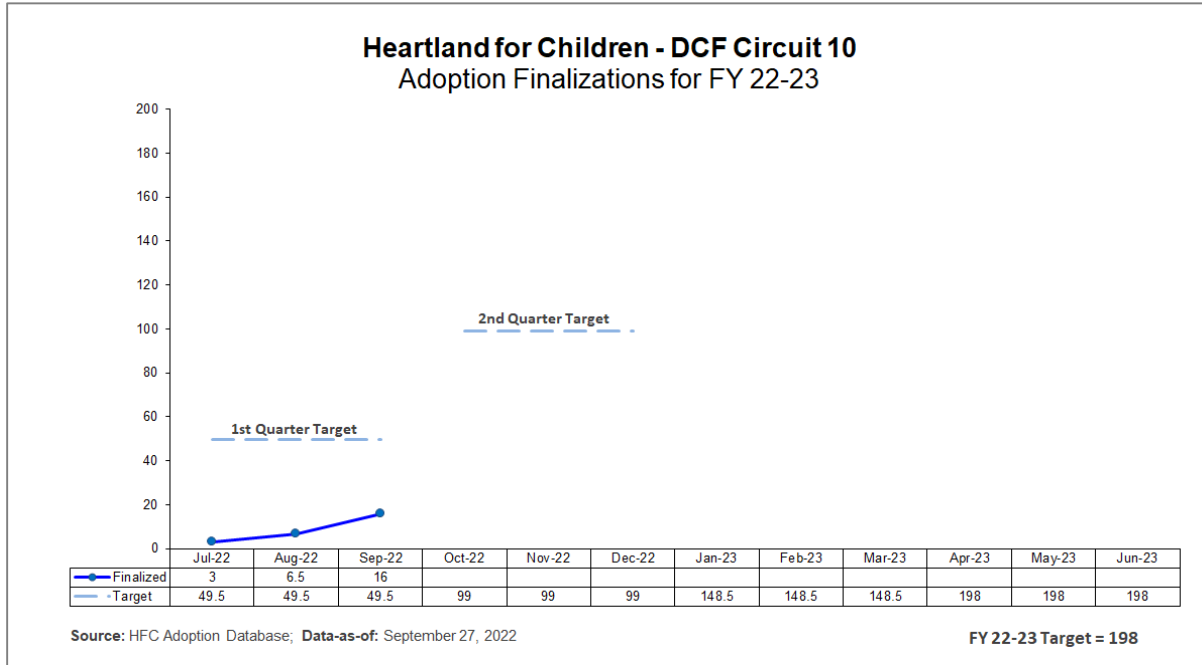
Number of sibling groups to achieve SM12 target – 17 Sibling Groups





# Adoption Finalizations

Percent of Adoptions Finalized with 24 Months of Removal & Percent of Adoption Goal Met



**Upcoming Finalization Dates**

October 19, 2022

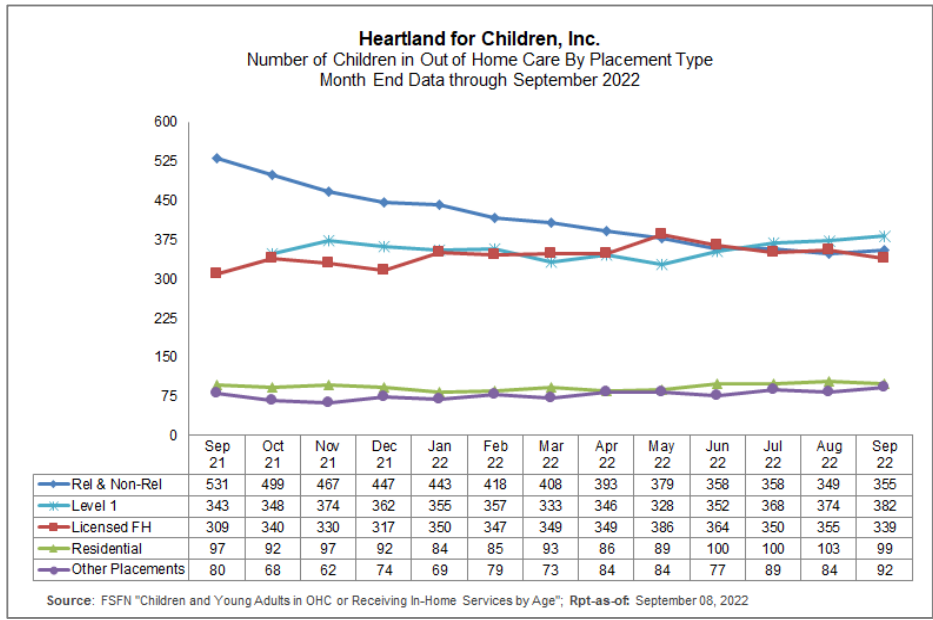
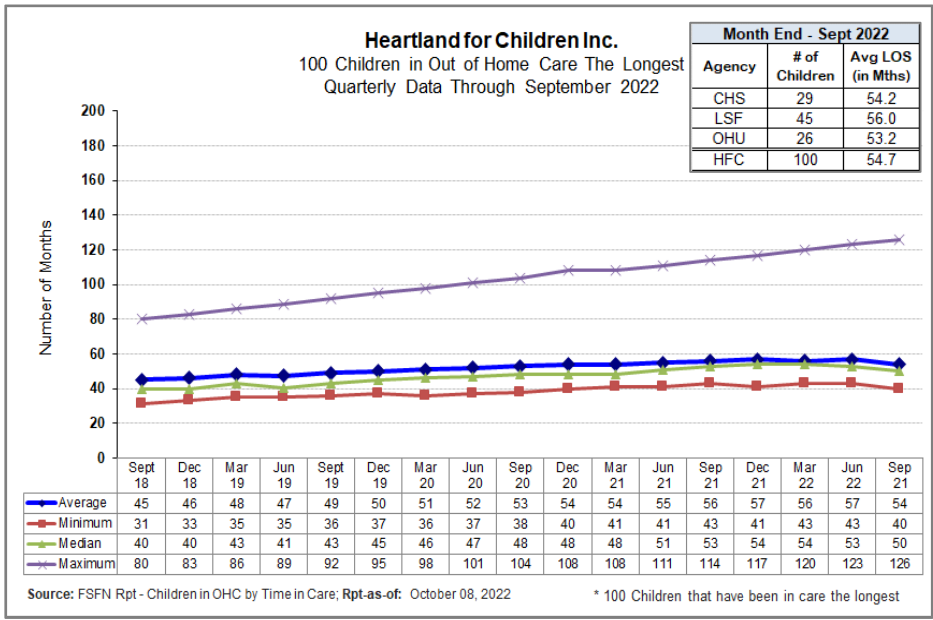
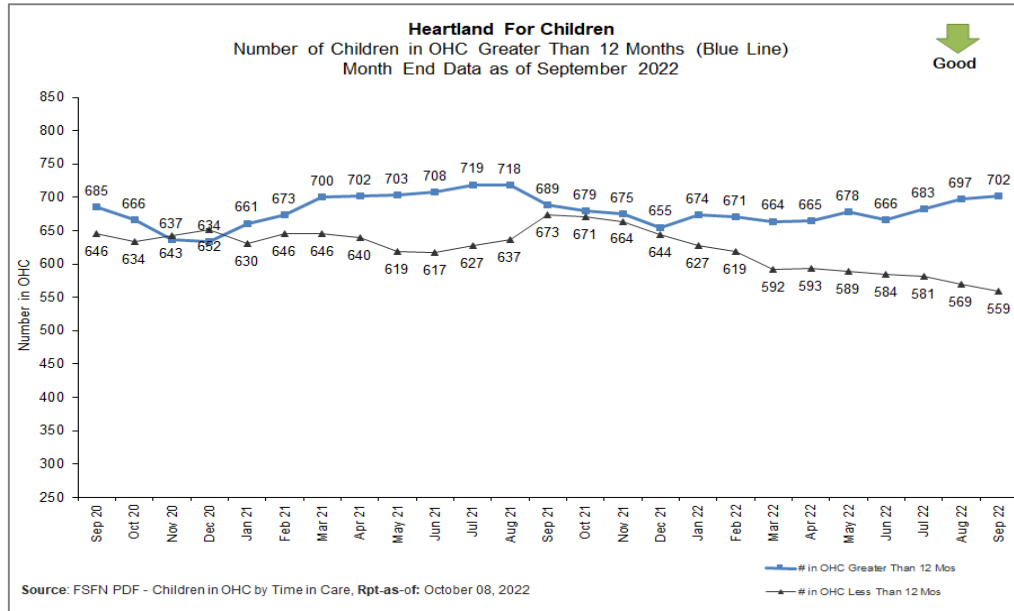
October 26, 2022

| <b>Adoption Finalizations</b>                |                         |                     |                |                    |
|--|-------------------------|---------------------|----------------|--------------------|
| FY 22-23 - <u>2nd Quarter</u> as of 10/17/22 |                         |                     |                |                    |
| CMO  | Subsidy Files Submitted | Finalized Adoptions | Quarter Target | Quarter Target Met |
| CHS  | 8                       | 0                   | 29             | 0.0%               |
| LSF  | 13                      | 0                   | 25             | 0.0%               |
| OHU  | 2                       | 0                   | 31             | 0.0%               |
| <b>Total</b>                                 | <b>23</b>               | <b>0</b>            | <b>85</b>      | <b>0.0%</b>        |

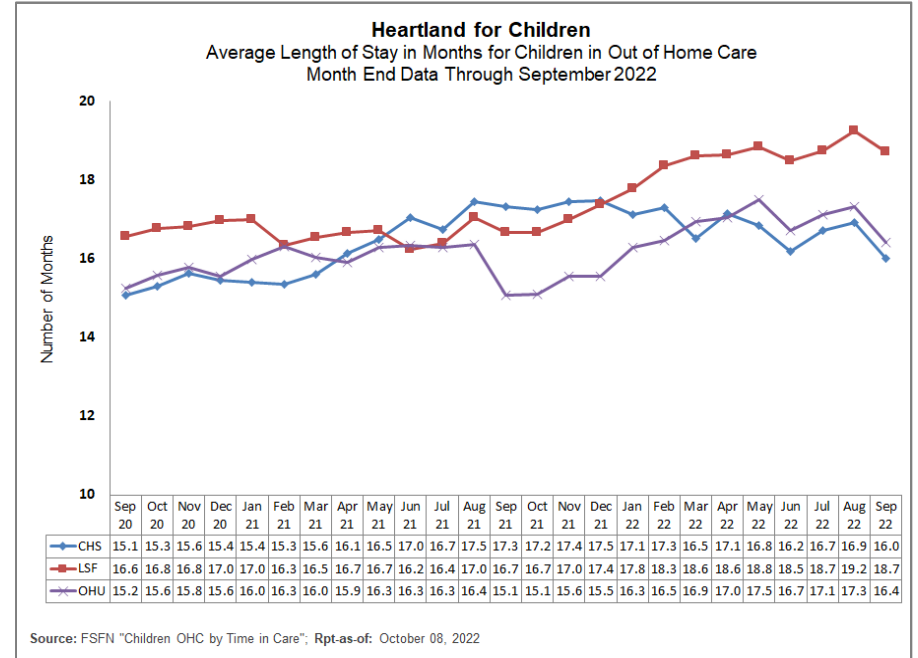
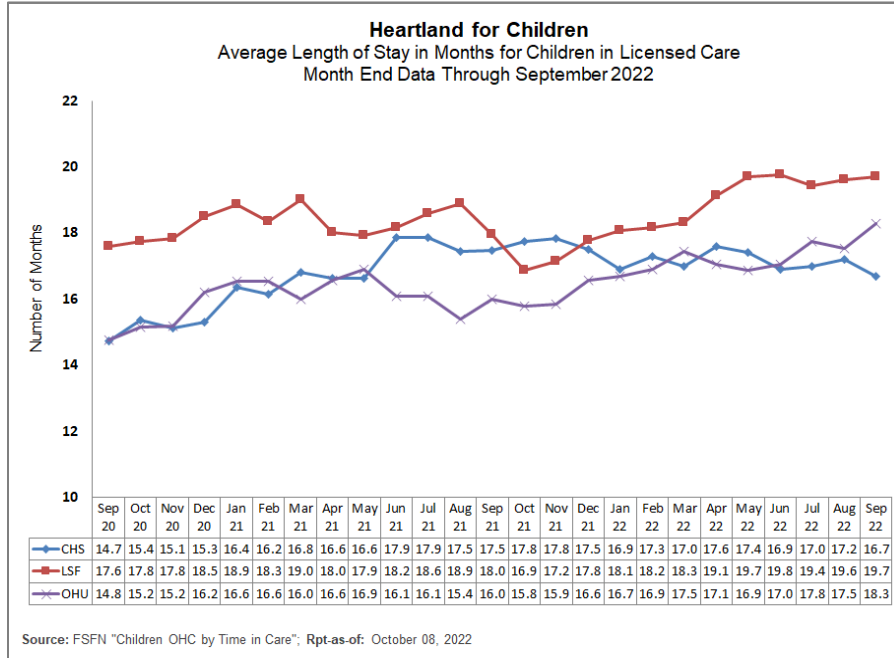
| <b>Adoption Finalizations</b> |            |       |                |
|-------------------------------|------------|-------|----------------|
| Total Fiscal Year-to-Date     |            |       |                |
| Total Finalized               | HFC Target | % Met | % w/in 24 Mths |
| 16                            | 198        | 8.1%  | 30.0%          |



# Permanency for Children in Out of Home Care



# Length of Stay for Children by Case Management Organization



# Children's Legal Services- Shelter Report

CLS Weekly Shelter Report FY 2022-23 as of October 17, 2022

| CLS WEEKLY SHELTER REPORT - FY 2022-2023   |           |           |           |           |     |     |     |     |     |     |     |     |            | 22/23      | 21/22 |
|--|-----------|-----------|-----------|-----------|-----|-----|-----|-----|-----|-----|-----|-----|------------|------------|-------|
|  | JUL       | AUG       | SEP       | OCT       | NOV | DEC | JAN | FEB | MAR | APR | MAY | JUN | Totals     | Totals     |       |
| <b># of Shelter Hearings</b>               |           |           |           |           |     |     |     |     |     |     |     |     |            |            |       |
| Polk                                       | 29        | 24        | 18        | 21        |     |     |     |     |     |     |     |     | 92         | 315        |       |
| Highlands                                  | 5         | 3         | 2         | 1         |     |     |     |     |     |     |     |     | 11         | 44         |       |
| Hardee                                     | 0         | 0         | 1         | 0         |     |     |     |     |     |     |     |     | 1          | 23         |       |
| <b>Total</b>                               | <b>34</b> | <b>27</b> | <b>21</b> | <b>22</b> |     |     |     |     |     |     |     |     | <b>104</b> | <b>379</b> |       |
| <b># Children Removed</b>                  |           |           |           |           |     |     |     |     |     |     |     |     |            |            |       |
| Polk                                       | 50        | 55        | 29        | 39        |     |     |     |     |     |     |     |     | 173        | 551        |       |
| Highlands                                  | 8         | 9         | 7         | 1         |     |     |     |     |     |     |     |     | 25         | 71         |       |
| Hardee                                     | 0         | 0         | 5         | 0         |     |     |     |     |     |     |     |     | 5          | 43         |       |
| <b>Total</b>                               | <b>58</b> | <b>64</b> | <b>41</b> | <b>40</b> |     |     |     |     |     |     |     |     | <b>203</b> | <b>656</b> |       |
| <b>Total Children Denied Shelter</b>       |           |           |           |           |     |     |     |     |     |     |     |     |            |            |       |
| Polk                                       | 0         | 0         | 0         | 0         |     |     |     |     |     |     |     |     | 0          | 0          |       |
| Highlands                                  | 0         | 0         | 0         | 0         |     |     |     |     |     |     |     |     | 0          | 0          |       |
| Hardee                                     | 0         | 0         | 0         | 0         |     |     |     |     |     |     |     |     | 0          | 0          |       |
| <b>Total</b>                               | <b>0</b>  | <b>0</b>  | <b>0</b>  | <b>0</b>  |     |     |     |     |     |     |     |     | <b>0</b>   | <b>0</b>   |       |
| <b># Children Placed with Relative</b>     |           |           |           |           |     |     |     |     |     |     |     |     |            |            |       |
| Polk                                       | 28        | 43        | 18        | 21        |     |     |     |     |     |     |     |     | 110        | 285        |       |
| Highlands                                  | 5         | 6         | 5         | 0         |     |     |     |     |     |     |     |     | 16         | 55         |       |
| Hardee                                     | 0         | 0         | 5         | 0         |     |     |     |     |     |     |     |     | 5          | 26         |       |
| <b>Total</b>                               | <b>33</b> | <b>49</b> | <b>28</b> | <b>21</b> |     |     |     |     |     |     |     |     | <b>131</b> | <b>357</b> |       |
| <b># Children Placed with Non Relative</b> |           |           |           |           |     |     |     |     |     |     |     |     |            |            |       |
| Polk                                       | 5         | 10        | 4         | 7         |     |     |     |     |     |     |     |     | 26         | 80         |       |
| Highlands                                  | 0         | 0         | 2         | 0         |     |     |     |     |     |     |     |     | 2          | 6          |       |
| Hardee                                     | 0         | 0         | 0         | 0         |     |     |     |     |     |     |     |     | 0          | 3          |       |
| <b>Total</b>                               | <b>5</b>  | <b>10</b> | <b>6</b>  | <b>7</b>  |     |     |     |     |     |     |     |     | <b>28</b>  | <b>89</b>  |       |
| <b># Children Placed with Fictive Kin</b>  |           |           |           |           |     |     |     |     |     |     |     |     |            |            |       |
| Polk                                       | 1         | 0         | 0         | 0         |     |     |     |     |     |     |     |     | 1          | 6          |       |
| Highlands                                  | 0         | 0         | 0         | 0         |     |     |     |     |     |     |     |     | 0          | 1          |       |
| Hardee                                     | 0         | 0         | 0         | 0         |     |     |     |     |     |     |     |     | 0          | 1          |       |
| <b>Total</b>                               | <b>1</b>  | <b>0</b>  | <b>0</b>  | <b>0</b>  |     |     |     |     |     |     |     |     | <b>1</b>   | <b>8</b>   |       |
| <b># Children Placed in Foster Care</b>    |           |           |           |           |     |     |     |     |     |     |     |     |            |            |       |
| Polk                                       | 16        | 2         | 7         | 11        |     |     |     |     |     |     |     |     | 36         | 180        |       |
| Highlands                                  | 3         | 3         | 0         | 1         |     |     |     |     |     |     |     |     | 7          | 11         |       |
| Hardee                                     | 0         | 0         | 0         | 0         |     |     |     |     |     |     |     |     | 0          | 11         |       |
| <b>Total</b>                               | <b>19</b> | <b>5</b>  | <b>7</b>  | <b>12</b> |     |     |     |     |     |     |     |     | <b>43</b>  | <b>202</b> |       |

| % of Children Sheltered Placed in Foster Care<br>Data as of 10/17/22 |              |              |              |
|--|--------------|--------------|--------------|
| Month  | 20-21        | 21-22        | 22-23        |
| Jul  | 28.6%        | 22.1%        | 32.8%        |
| Aug  | 21.9%        | 43.5%        | 7.8%         |
| Sep  | 27.3%        | 28.2%        | 17.1%        |
| Oct  | 22.4%        | 28.9%        | 30.0%        |
| Nov  | 20.4%        | 36.8%        |              |
| Dec  | 24.5%        | 19.4%        |              |
| Jan  | 25.0%        | 48.8%        |              |
| Feb  | 20.5%        | 15.6%        |              |
| Mar  | 21.7%        | 47.2%        |              |
| Apr  | 17.5%        | 26.9%        |              |
| May  | 23.4%        | 27.5%        |              |
| Jun  | 38.5%        | 32.4%        |              |
| <b>FY Total</b>  | <b>24.9%</b> | <b>30.8%</b> | <b>21.2%</b> |

| Shelter Count for the Week of October 11 - October 17, 2022 |      |           |        |
|---|------|-----------|--------|
|   | Polk | Highlands | Hardee |
| Shelters  | 9    | 0         | 0      |
| Children Removed  | 19   | 0         | 0      |
| Placed w/ a Relative  | 9    | 0         | 0      |
| Placed w/a Non-Rel  | 4    | 0         | 0      |
| Placed w/a Fictive Kin                                      | 0    | 0         | 0      |
| Placed in Foster Care                                       | 6    | 0         | 0      |



# Case Transfer Staffing Data

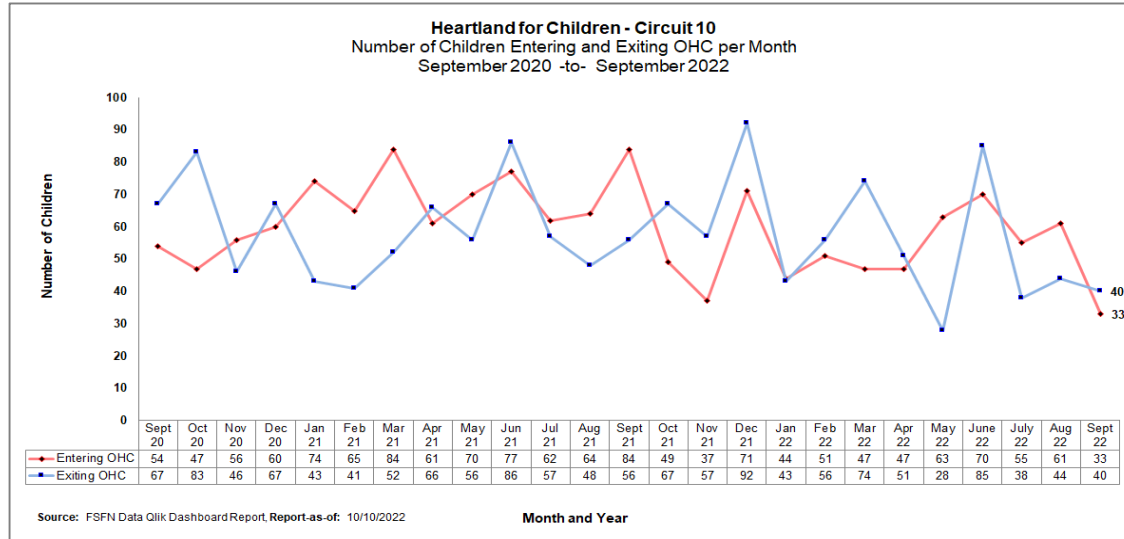
Case Transfer Data For Fiscal Year July 1, 2022 – June 30, 2023 - Data as of 10/17/22

|                           | JUL | AUG | SEP | OCT | NOV | DEC | JAN | FEB | MAR | APR | MAY | JUN | 22-23 Totals | 21-22 Totals |
|---------------------------|-----|-----|-----|-----|-----|-----|-----|-----|-----|-----|-----|-----|--------------|--------------|
| <b>Number of Children</b> |     |     |     |     |     |     |     |     |     |     |     |     |              |              |
| CHS                       | 32  | 32  | 19  | 13  |     |     |     |     |     |     |     |     | 96           | 358          |
| LSF                       | 31  | 34  | 20  | 19  |     |     |     |     |     |     |     |     | 104          | 355          |
| OHU Polk                  | 12  | 18  | 13  | 6   |     |     |     |     |     |     |     |     | 49           | 147          |
| One Hope                  | 37  | 49  | 40  | 10  |     |     |     |     |     |     |     |     | 136          | 503          |
| Total                     | 112 | 133 | 92  | 48  |     |     |     |     |     |     |     |     | 385          | 1363         |
| <b>Out of Home Care</b>   |     |     |     |     |     |     |     |     |     |     |     |     |              |              |
| CHS                       | 19  | 19  | 16  | 10  |     |     |     |     |     |     |     |     | 64           | 200          |
| LSF                       | 17  | 15  | 15  | 15  |     |     |     |     |     |     |     |     | 62           | 188          |
| OHU Polk                  | 8   | 9   | 12  | 6   |     |     |     |     |     |     |     |     | 35           | 103          |
| One Hope                  | 12  | 8   | 12  | 3   |     |     |     |     |     |     |     |     | 35           | 113          |
| Total                     | 56  | 51  | 55  | 34  |     |     |     |     |     |     |     |     | 196          | 604          |
| <b>In - Home Judicial</b> |     |     |     |     |     |     |     |     |     |     |     |     |              |              |
| CHS                       | 5   | 0   | 0   | 0   |     |     |     |     |     |     |     |     | 5            | 4            |
| LSF                       | 2   | 1   | 0   | 0   |     |     |     |     |     |     |     |     | 3            | 16           |
| OHU Polk                  | 0   | 0   | 0   | 0   |     |     |     |     |     |     |     |     | 0            | 2            |
| One Hope                  | 0   | 2   | 0   | 0   |     |     |     |     |     |     |     |     | 2            | 6            |
| Total                     | 7   | 3   | 0   | 0   |     |     |     |     |     |     |     |     | 10           | 28           |

|  | JUL | AUG | SEP | OCT | NOV | DEC | JAN | FEB | MAR | APR | MAY | JUN | 22-23 Totals | 21-22 Totals |
|--|-----|-----|-----|-----|-----|-----|-----|-----|-----|-----|-----|-----|--------------|--------------|
| <b>Non-Judicial In - Home Services</b>                                       |     |     |     |     |     |     |     |     |     |     |     |     |              |              |
| CHS  | 6   | 8   | 3   | 3   |     |     |     |     |     |     |     |     | 20           | 116          |
| LSF  | 10  | 10  | 5   | 4   |     |     |     |     |     |     |     |     | 29           | 95           |
| OHU Polk   | 4   | 9   | 1   | 0   |     |     |     |     |     |     |     |     | 14           | 31           |
| One Hope   | 3   | 3   | 0   | 0   |     |     |     |     |     |     |     |     | 6            | 35           |
| Total  | 23  | 30  | 9   | 7   |     |     |     |     |     |     |     |     | 69           | 277          |
| <b>OCS / ICPC Courtesy Supervision</b>                                       |     |     |     |     |     |     |     |     |     |     |     |     |              |              |
| CHS  | 0   | 0   | 0   | 0   |     |     |     |     |     |     |     |     | 0            | 0            |
| LSF  | 0   | 0   | 0   | 0   |     |     |     |     |     |     |     |     | 0            | 0            |
| OHU Polk   | 0   | 0   | 0   | 0   |     |     |     |     |     |     |     |     | 0            | 0            |
| One Hope   | 22  | 29  | 28  | 7   |     |     |     |     |     |     |     |     | 86           | 338          |
| Total  | 22  | 29  | 28  | 7   |     |     |     |     |     |     |     |     | 86           | 338          |
| <b>Reinstatement of Protective Services Supervision (Notice of Hearings)</b> |     |     |     |     |     |     |     |     |     |     |     |     |              |              |
| CHS  | 0   | 3   | 0   | 0   |     |     |     |     |     |     |     |     | 3            | 17           |
| LSF  | 0   | 6   | 0   | 0   |     |     |     |     |     |     |     |     | 6            | 46           |
| OHU Polk   | 0   | 0   | 0   | 0   |     |     |     |     |     |     |     |     | 0            | 2            |
| One Hope   | 0   | 4   | 0   | 0   |     |     |     |     |     |     |     |     | 4            | 0            |
| Total  | 0   | 13  | 0   | 0   |     |     |     |     |     |     |     |     | 13           | 65           |

# Children Entering & Exiting Care

Number of Children Entering and Exiting Out-of-Home Care per Month





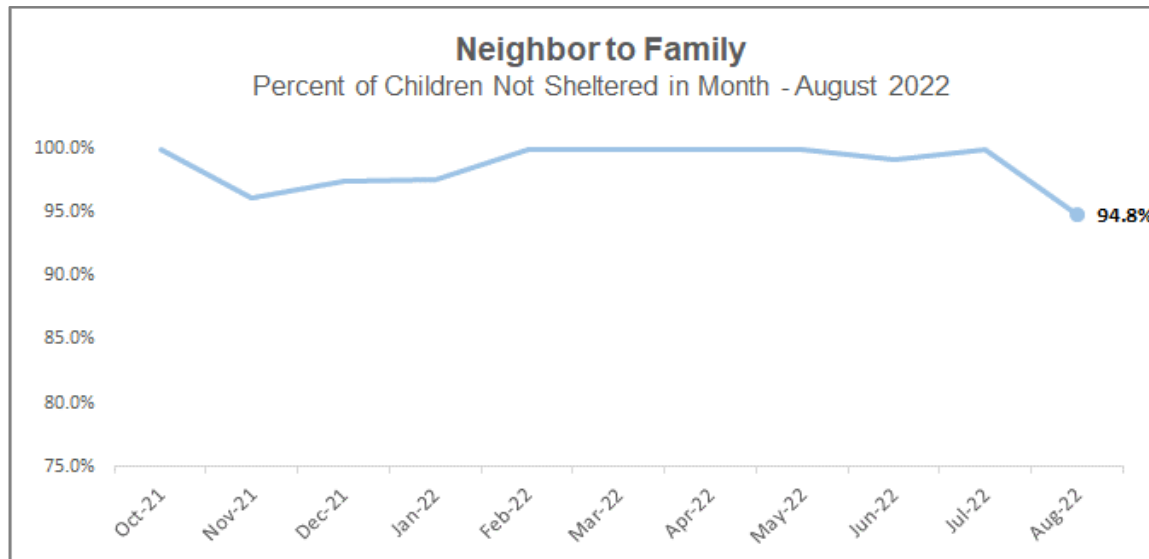
## Neighbor to Family – Weekly & Monthly Census

22-23 Fiscal Year to Month - Percentage of Children Not Sheltered: **97.1%**

*“There is nothing I would change (about the program).”*

*- NTF Parent Satisfaction Survey– Q: What we are doing well?*

| Neighbor To Family - Weekly Census Numbers |                    |                    |
|--|--------------------|--------------------|
| Weekly Data 10/11/22 through 10/17/22      |                    |                    |
| Referral Type                              | Number of Families | Number of Children |
| CPI - Safety Management                    | 0                  | 0                  |
| CPI - Family Support                       | 16                 | 36                 |
| Specialized - Family Support               | 8                  | 20                 |
| Prevention - Comm. Referral                | 27                 | 55                 |
| Special Conditions Report                  | 7                  | 18                 |
| Nurturing Parenting                        | 14                 | 16                 |
| <b>NTF - Total Services</b>                | <b>72</b>          | <b>145</b>         |

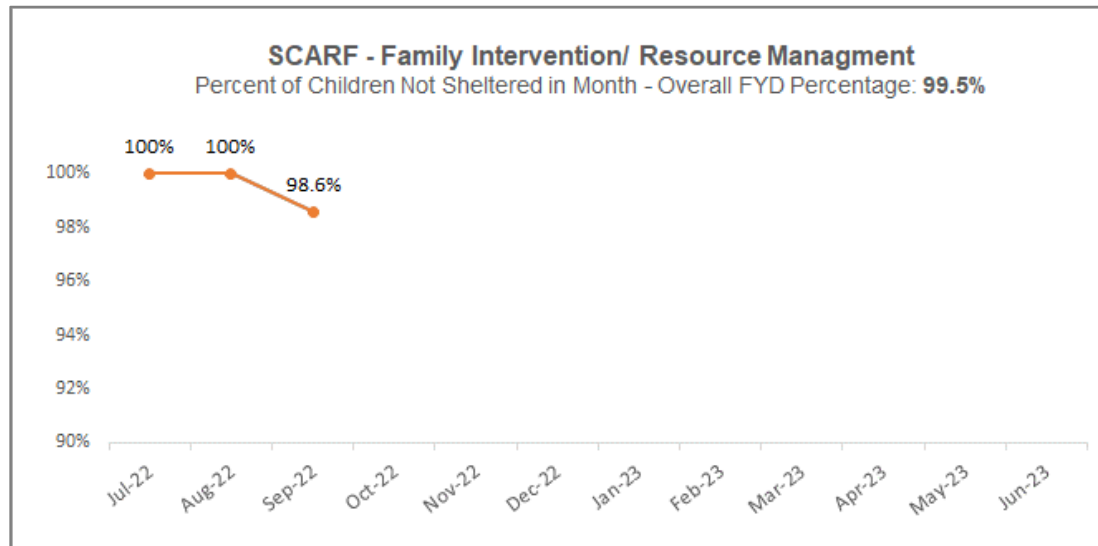


# SCARF – Family Intervention and Resource Management (FIRM)

Performance and Rate of Diversion - Fiscal Year to Date: **September 2022**

| SCARF - FY 21-22 Census Numbers             |                    |                    |
|---|--------------------|--------------------|
| Fiscal Year to Date Report - September 2022 |                    |                    |
| Referral Type                               | Number of Families | Number of Children |
| Legal Referrals                             | 36                 | 63                 |
| Non-Legal Referrals                         | 194                | 416                |
| <hr/>                                       |                    |                    |
| Active Families as of Date                  | 133                | 274                |
| Discharged Diversion                        | 70                 | 153                |
| Delayed / Not Started                       | 26                 | 51                 |
| Sheltered / Closed                          | 1                  | 1                  |
| <hr/>                                       |                    |                    |
| <b>SCARF - Total FYD Services</b>           | <b>230</b>         | <b>479</b>         |

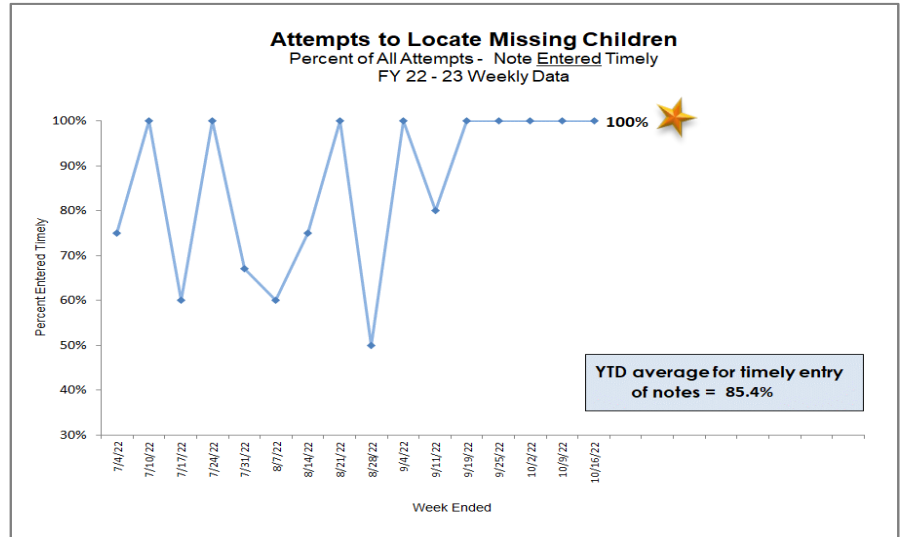
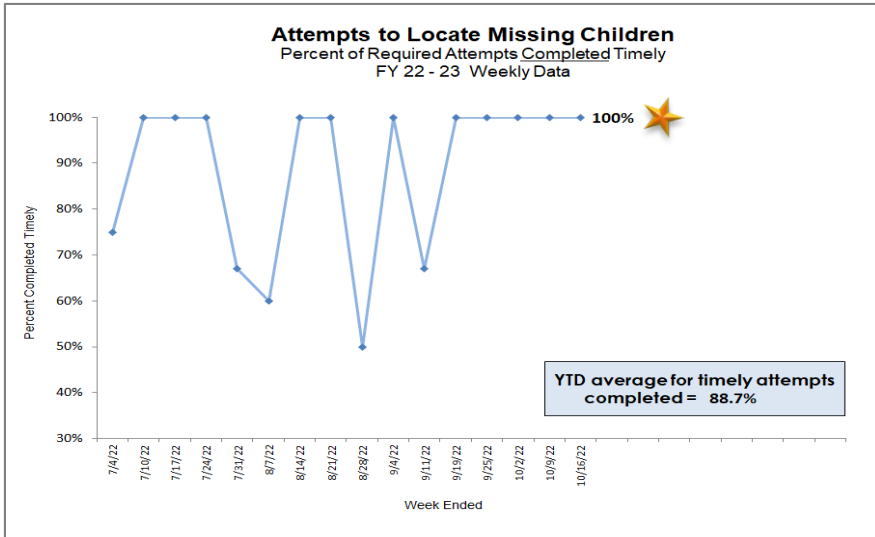
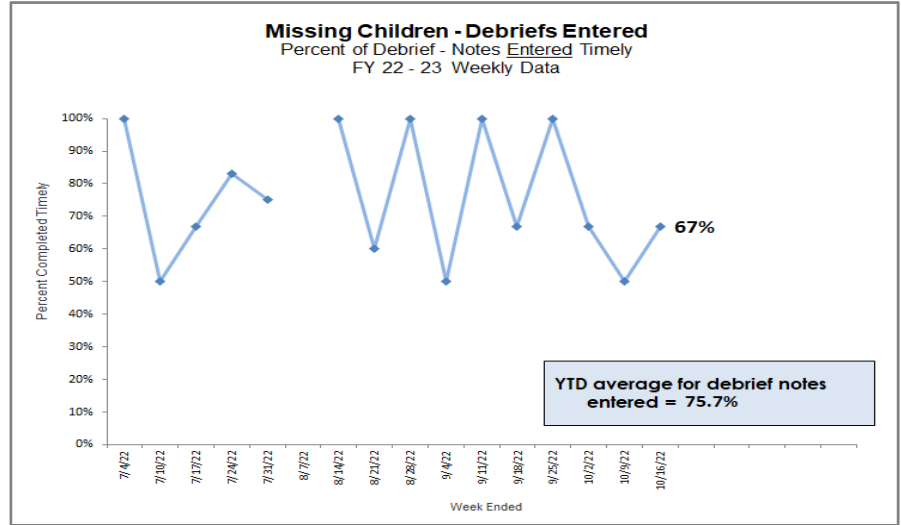
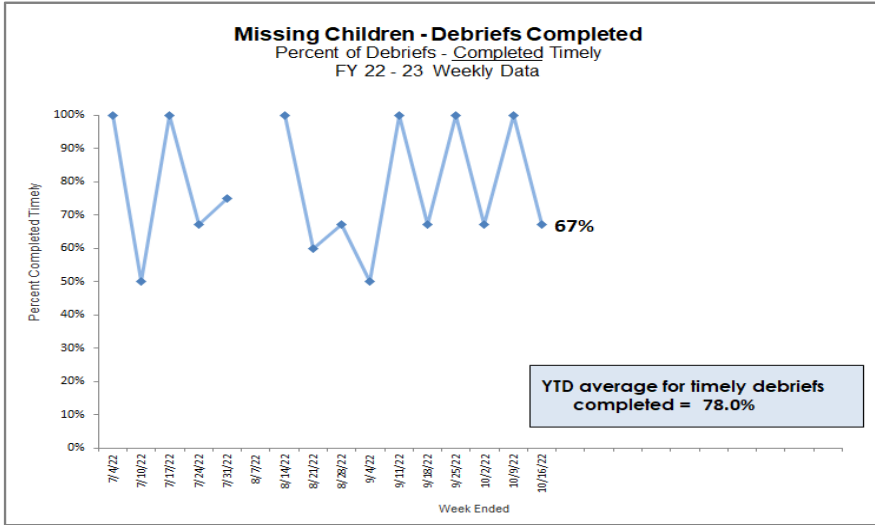
| SCARF - Rate of Diversion by Service Center |                     |                      |                  |                    |                   |
|---|---------------------|----------------------|------------------|--------------------|-------------------|
| Month Performance - September 2022          |                     |                      |                  |                    |                   |
| Service Center                              | Number of Referrals | Legal Aid Diversions | MH TCM Referrals | Families Sheltered | Rate of Diversion |
| Bartow                                      | 19                  | 4                    | 0                | 1                  | 94.7%             |
| Lake Wales - Highlands                      | 25                  | 2                    | 1                | 0                  | 100.0%            |
| Lakeland                                    | 26                  | 1                    | 0                | 0                  | 100.0%            |
| <b>SCARF - Total</b>                        | <b>70</b>           | <b>7</b>             | <b>1</b>         | <b>1</b>           | <b>98.6%</b>      |



# Missing Children

HFC – DCF Circuit 10 Missing Youth Data as of Reporting Date

| Weekly Data - Week ending 10/16/2022 |                 |              |          |            |               |
|--------------------------------------|-----------------|--------------|----------|------------|---------------|
|                                      | Current Missing | Late Reports | Late ATL | Recoveries | Late Debriefs |
| CHS                                  | 0               | 0            | 0        | 1          | 1             |
| LSF                                  | 2               | 0            | 0        | 1          | 0             |
| OHU                                  | 2               | 0            | 0        | 1          | 0             |
| CPI                                  | 0               | 0            | 0        | 0          | 0             |
| <b>Total</b>                         | <b>4</b>        | <b>0</b>     | <b>0</b> | <b>3</b>   | <b>1</b>      |

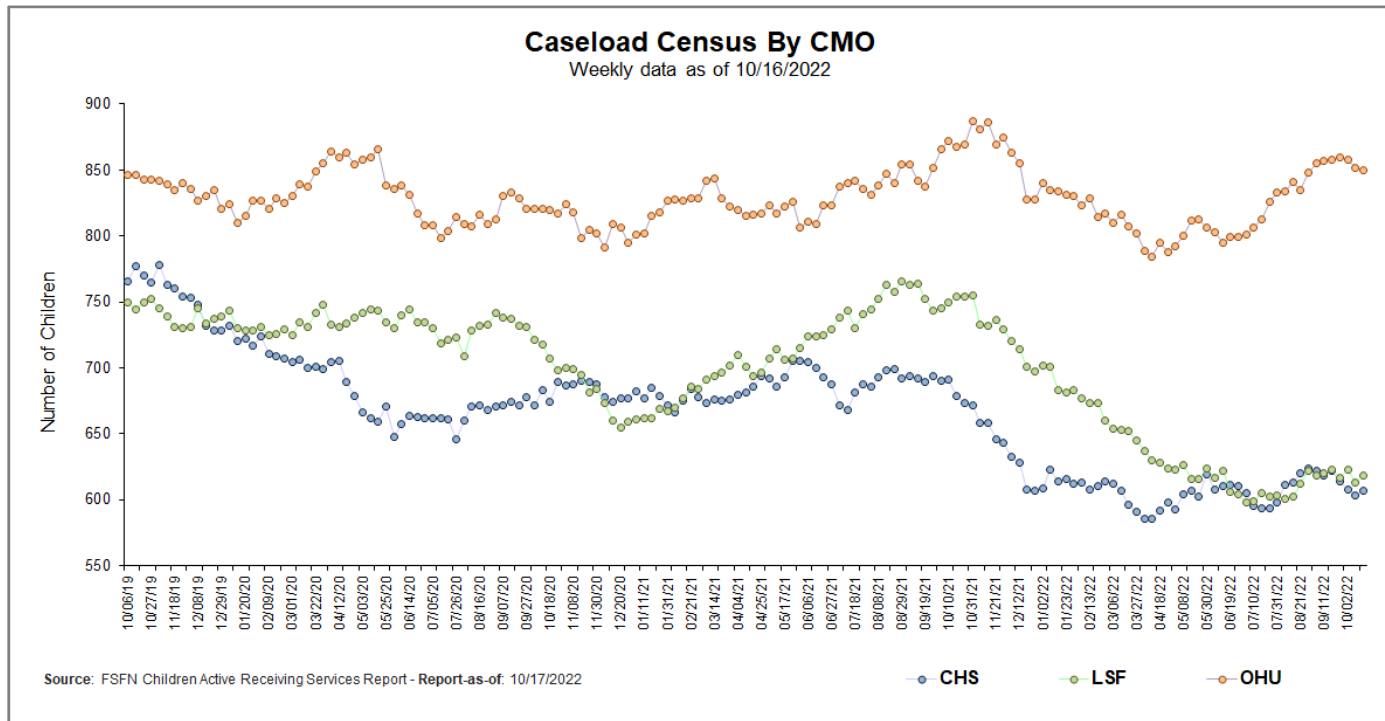




# Caseload Census Information

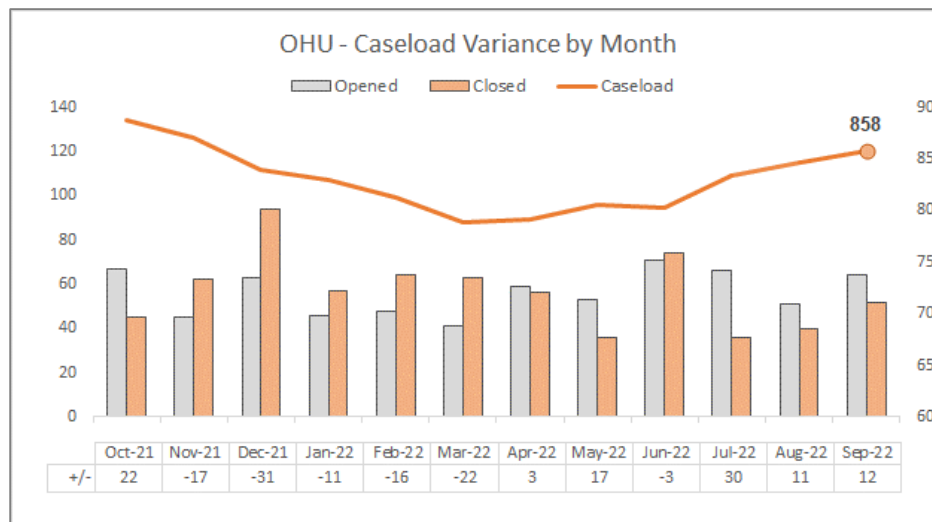
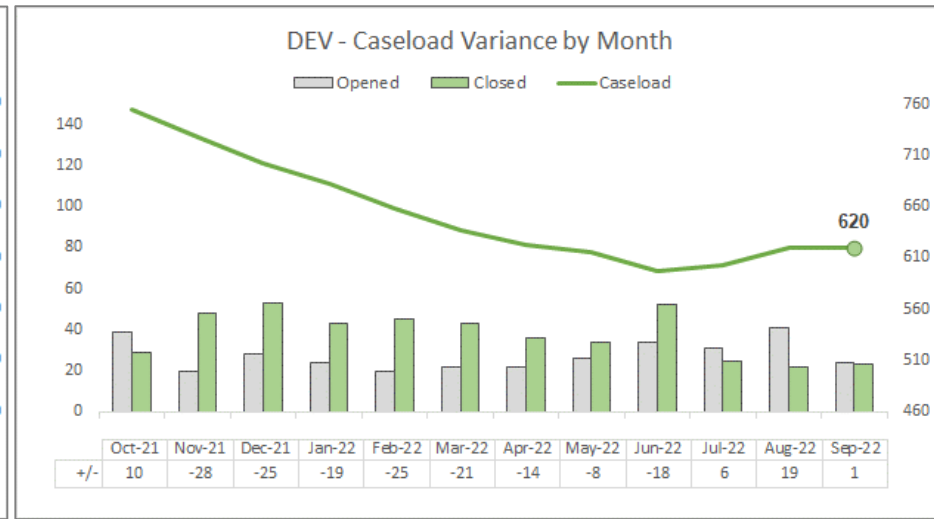
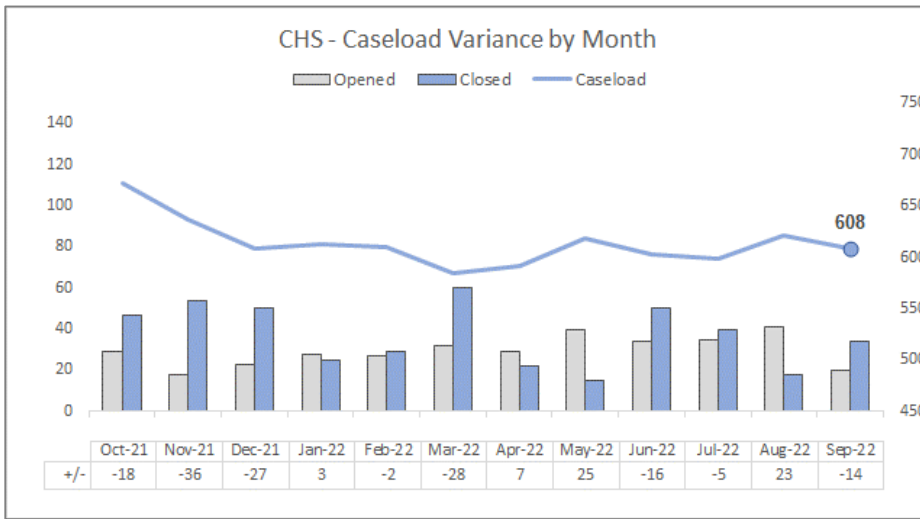
## CBC Services Weekly Caseloads By CMO

| Number of Children by CMO<br>Last 6 Reporting Periods |             |             |             |             |             |             |
|---|-------------|-------------|-------------|-------------|-------------|-------------|
| Agency  | 9/11/2022   | 9/18/2022   | 9/25/2022   | 10/2/2022   | 10/9/2022   | 10/16/2022  |
| CHS   | 618         | 622         | 614         | 608         | 603         | 607         |
| LSF   | 620         | 623         | 617         | 623         | 613         | 618         |
| OHU   | 857         | 858         | 860         | 858         | 852         | 850         |
| <b>HFC Total</b>                                      | <b>2095</b> | <b>2103</b> | <b>2091</b> | <b>2089</b> | <b>2068</b> | <b>2075</b> |



# Caseload Variance by Month

Number of Children Opening -vs- Closing to Services during Month (as of 09/30/22)



Source: FSFN Children Active Receiving Services Report - Report-as-of: 10/01/2022



# Caseload Census by Case Manager and Organization

Data as of 10/16/2022

| Caseload of 1 - 5 Children |                   |   |
|----------------------------|-------------------|---|
| CMO                        | Case Workers      | # |
| LSF                        | Harris, Stacy     | 5 |
| OHU                        | Meinke, Danielle  | 3 |
| LSF                        | Williams, Carlise | 3 |
| LSF                        | Nail, Demetria    | 3 |
| OHU                        | Mendez, Natalie   | 1 |
| CHS                        | Harrison, Ammara  | 1 |

| Caseload of 6 - 15 Children (cont...) |                    |    |
|---------------------------------------|--------------------|----|
| CMO                                   | Case Workers       | #  |
| CHS                                   | Dyer, Charlse      | 15 |
| OHU                                   | Willix, Amensha    | 15 |
| OHU                                   | Cole, Julianna     | 14 |
| OHU                                   | Cuevas, Rubita     | 14 |
| OHU                                   | Claffey, Alexandra | 14 |
| LSF                                   | Burciaga, Cristina | 13 |
| CHS                                   | Dawes, Dominique   | 13 |
| CHS                                   | Mcbride, Hannah    | 13 |
| LSF                                   | Bon-Fiol, Nikol    | 13 |
| LSF                                   | Evans, Mikayla     | 13 |

| Caseload of 25 - 29 Children |                      |    |
|------------------------------|----------------------|----|
| CMO                          | Case Workers         | #  |
| LSF                          | Lynch, Rodina        | 29 |
| LSF                          | Boatwright, Tamora   | 28 |
| LSF                          | Lott, Carla          | 28 |
| LSF                          | Davis, Katelyn       | 27 |
| OHU                          | Mccoy, Ariana        | 26 |
| LSF                          | Cruz, Veronica       | 26 |
| OHU                          | Cleveland, Tammy     | 26 |
| OHU                          | Johnson, Randi       | 25 |
| LSF                          | Willingham, Jadashia | 25 |

| Transition Age Youth - Young Adults |                 |    |
|-------------------------------------|-----------------|----|
| CMO                                 | Case Workers    | #  |
| LSF                                 | Peralta, Joshua | 24 |
| CHS                                 | Nieves, Carlos  | 23 |
| OHU                                 | Vazquez, Roger  | 21 |
| OHU                                 | Sandbrook, Mary | 3  |
| CHS                                 | Humber, John    | 3  |

| Caseload of 6 - 15 Children |                         |    |
|-----------------------------|-------------------------|----|
| CMO                         | Case Workers            | #  |
| OHU                         | Daniel, Peyton          | 12 |
| OHU                         | Colon, Lisette          | 12 |
| OHU                         | Pizarro, Frances        | 12 |
| CHS                         | Whiting, Kari           | 12 |
| CHS                         | Sackey, Rashayla        | 12 |
| OHU                         | Nizamoff, Tori          | 11 |
| LSF                         | Wilkins, Shequanna      | 11 |
| LSF                         | Londono, Reina          | 10 |
| CHS                         | Clarke, Sabrina         | 10 |
| CHS                         | Saimplice, Sherby       | 9  |
| CHS                         | Telleria, Jelitza       | 9  |
| LSF                         | Dawson, Octavia         | 8  |
| OHU                         | Howe, Danielle          | 7  |
| OHU                         | Weathersby, Donald      | 7  |
| CHS                         | Denmark, Sandi          | 7  |
| LSF                         | Hettmansperger, Katelin | 7  |
| CHS                         | Campbell, Elaine        | 7  |
| OHU                         | Findley, Angela         | 7  |
| LSF                         | Ellis, Darren           | 6  |
| OHU                         | Metelus, Getro          | 6  |
| LSF                         | Normanyo, Belinda       | 6  |
| LSF                         | Taylor, Patience        | 6  |
| LSF                         | Ellis, Darren           | 6  |
| OHU                         | Metelus, Getro          | 6  |
| LSF                         | Normanyo, Belinda       | 6  |
| LSF                         | Taylor, Patience        | 6  |

| Caseload of 16 - 24 Children |                      |    |
|------------------------------|----------------------|----|
| CMO                          | Case Workers         | #  |
| OHU                          | Violette, Patricia   | 24 |
| OHU                          | Wall, Tasha          | 24 |
| OHU                          | Kinney, Deborah      | 23 |
| CHS                          | Austin, Aiyana       | 22 |
| OHU                          | Southall, Akeva      | 22 |
| LSF                          | Bannon, Clervia      | 22 |
| LSF                          | Renfro, Andrew       | 21 |
| OHU                          | Mullis, Felicia      | 21 |
| OHU                          | Willis, Markeisha    | 21 |
| OHU                          | Thompson, Wyshana    | 21 |
| LSF                          | Pamphile, Emmanuella | 19 |
| OHU                          | Dedrick, Dawn        | 19 |
| LSF                          | Ramnaugh, Shan       | 18 |
| CHS                          | Miller, Melissa      | 18 |
| OHU                          | Nettles, Markisha    | 18 |
| OHU                          | Reid, Jemima         | 18 |
| OHU                          | Brutus, Marie        | 17 |
| OHU                          | Santos, Frances      | 17 |
| OHU                          | Bailon, Margarita    | 16 |

| Caseload of 30+ Children |                      |    |
|--------------------------|----------------------|----|
| CMO                      | Case Workers         | #  |
| OHU*                     | Gonzalez, Jesus      | 50 |
| OHU*                     | Simmons, Shannon     | 46 |
| CHS                      | Mcphail, Allissa     | 44 |
| OHU*                     | Fuentes, Norma       | 43 |
| OHU*                     | Smith, Lorie         | 43 |
| CHS                      | Luebke, Nicole       | 42 |
| CHS                      | Palmieri, Nicole     | 40 |
| CHS                      | Fort, Angela         | 40 |
| CHS                      | Luskey, Taylor       | 40 |
| OHU*                     | Villegas, Anna       | 40 |
| CHS                      | Williamson, Abigail  | 38 |
| OHU*                     | Washington, Woodrica | 38 |
| LSF                      | Pierce, Pamela       | 36 |
| LSF                      | Lucas, Winola        | 36 |
| CHS                      | Hiers, Katherine     | 35 |
| LSF                      | Bickel, Sherry       | 34 |
| CHS                      | Anglin, Latoya       | 34 |
| LSF                      | Morris, Alundrea     | 34 |
| CHS                      | Bain, Claire         | 33 |
| CHS                      | Sisk, Sarah          | 33 |
| OHU                      | Kohn, Ludessa        | 33 |
| LSF                      | Coleman, Tangela     | 31 |
| LSF                      | Louis, Rachelle      | 30 |
| OHU                      | Bello, Bianca        | 30 |
| LSF                      | McNulty, Andriea     | 30 |

| Unit Supervisors Carrying Cases |                    |    |
|---------------------------------|--------------------|----|
| CMO                             | Case Workers       | #  |
| CHS                             | Cortes, Jennifer   | 10 |
| CHS                             | Owens, Sheltanya   | 10 |
| CHS                             | Mccalebb, Phalan   | 5  |
| OHU                             | Newton, Kimberly   | 5  |
| OHU                             | Followell, Amanda  | 4  |
| OHU                             | Shackleford, India | 2  |
| LSF                             | Mcmath, Monique    | 2  |
| CHS                             | Butler, Haveria    | 1  |
| OHU                             | Beach-Solmo, Amber | 1  |

| Adoption Specialist ( Non-ICPC Cases ) |                  |    |
|--|------------------|----|
| CMO                                    | Case Workers     | #  |
| OHU                                    | Mendez, Natalie  | 18 |
| LSF                                    | Collins, Sara    | 7  |
| LSF                                    | Hampton, Sharday | 5  |

| FTC Facilitators Carrying Cases |                 |   |
|---------------------------------|-----------------|---|
| CMO                             | Case Workers    | # |
| CHS                             | Mills, Clyatt   | 9 |
| CHS                             | Cruz, Cheyleen  | 8 |
| LSF                             | Porter, Ineisha | 2 |

All CHS case managers are supported by Case-Aim support. On average a Case-Aim supported case compares to 1.33 regular cases (i.e., 20 cases with Case-Aim approx. equals 15 cases without Case-Aim support).

\*These OHU case managers contain caseloads that are over 60% OCS cases. On average an OCS case compares to 1.54 regular cases (i.e., 20 OCS cases approx. equals 13 regular cases).

Red = Supervisors, FTC Facilitators, Adoption & Resigned CMs carrying cases

# Caseload Census Information

Case Manager Caseload Breakdown by Agency – Data as of 10/16/2022

| Count of Case Managers Within a Caseload Range |                          |                           |                            |                            |                          |                      |                          |
|--|--------------------------|---------------------------|----------------------------|----------------------------|--------------------------|----------------------|--------------------------|
| CMO  | 1-5 Children in Caseload | 6-15 Children in Caseload | 16-24 Children in Caseload | 25-29 Children in Caseload | 30+ Children in Caseload | Total Case Managers* | Avg # of Children per CM |
| CHS  | 1                        | 11                        | 2                          | 0                          | 10                       | 24                   | 25.3                     |
| LSF  | 3                        | 10                        | 4                          | 6                          | 7                        | 30                   | 20.6                     |
| OHU  | 2                        | 12                        | 13                         | 3                          | 8                        | 38                   | 22.4                     |
| # of CMs                                       | 6                        | 33                        | 19                         | 9                          | 25                       | 92                   | 22.6                     |

| Percent of Case Managers That Are at or Under the National Caseload Standard of 15 |                 |                                |                        |
|--|-----------------|--------------------------------|------------------------|
| CMO  | # Case Managers | # with Caseload at 15 or lower | Percent at 15 or lower |
| CHS  | 24              | 12                             | 50.0%                  |
| LSF  | 30              | 13                             | 43.3%                  |
| OHU  | 38              | 14                             | 36.8%                  |
| HFC  | 92              | 39                             | 42.4%                  |

\* Data Excludes Unit Supervisors, Non-ICPC Adoption, FTC Facilitators, IL CMs & Resigned CMs Count

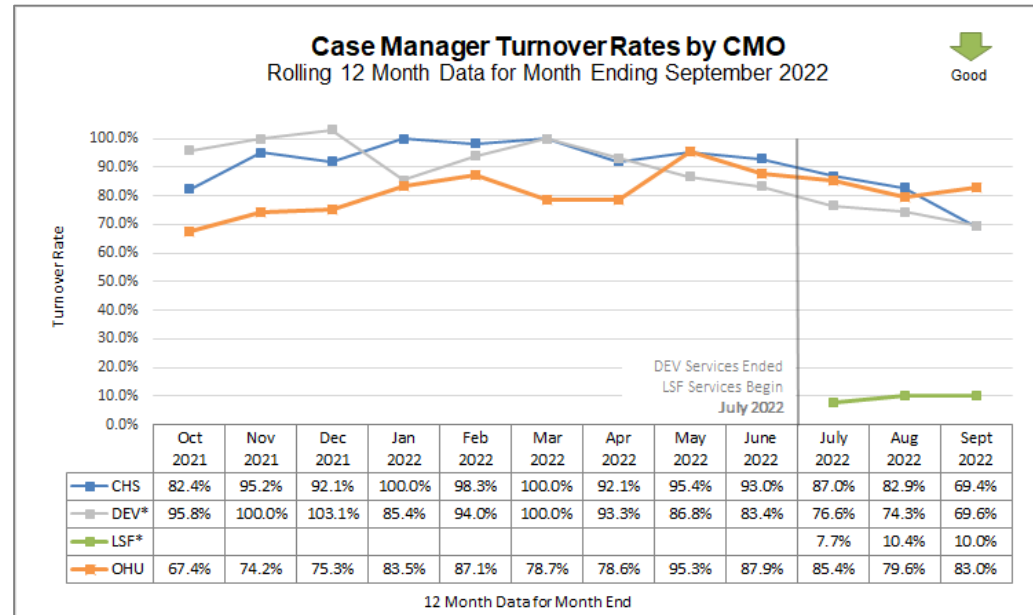
## Case Management Organization Turnover

12 Month Case Manager Turnover Rates by Agency

| Employee Turnover Rates By CMO<br>12 Month Data for Month Ended September 2022 |              |                         |
|--|--------------|-------------------------|
| CMO  | Case Manager | Case Manager Supervisor |
| CHS  | 69.4%        | 66.7%                   |
| DEV*   | 69.6%        | 32.0%                   |
| LSF*   | 10.0%        | 0.0%                    |
| OHU  | 83.0%        | 70.0%                   |

7/2/22 - Transition from Devereux to Lutheran Services Florida; the 12-months required for a "Rolling Year Total" has been split between agencies:

- DEV: Oct-21 to Jun-22 (9 months)
- LSF: Jul-22 to Sep-22 (3 months)



## Healthcare Information

Data Entered Into FSFN for Children in Out-of-Home Care

| Health Information in FSFN for Children in OHC as of 10/16/22 |                      |                                 |  |  |                                 |                     |
|---|----------------------|---------------------------------|--|--|---------------------------------|---------------------|
| Agency  | # of Children in OHC | % With a Medical Record in FSFN | % With Medical Service in last 12 Months | % With Dental Service in Last 7 months | % with Immunizations Up to Date | Overall Performance |
| CHS   | 422                  | 100.0%                          | 98.6%                                    | 94.2%                                  | 96.7%                           | 96.5%               |
| LSF   | 430                  | 100.0%                          | 95.6%                                    | 81.9%                                  | 97.9%                           | 91.8%               |
| OHU   | 399                  | 100.0%                          | 98.5%                                    | 93.8%                                  | 95.2%                           | 95.9%               |
| <b>HFC</b>  | <b>1251</b>          | <b>100.0%</b>                   | <b>97.5%</b>                             | <b>89.8%</b>                           | <b>96.6%</b>                    | <b>94.6%</b>        |

Source: "FSFN report "Healthcare Service Information for Children in Out-of-home Care Daily Listing - OCWDRU"

| Health Information in FSFN as of 10/16/22 |                              |  |   |                                  |
|---|------------------------------|--|---|----------------------------------|
| Agency                                    | # of Missing Medical Records | # of Medical Appointments Needing Update | # of Dental Appointments Needing Update | # of Immunization Needing Update |
| CHS                                       | 0                            | 6  | 15                                      | 14                               |
| LSF                                       | 0                            | 19                                       | 51                                      | 9                                |
| OHU                                       | 0                            | 6  | 16                                      | 19                               |
| <b>Total</b>                              | <b>0</b>                     | <b>31</b>                                | <b>82</b>                               | <b>42</b>                        |

Source: "Healthcare Service Information for OHC - Daily Listing - OCWDRU"

## Scorecard Measures 9 & 10 - Children Receiving Healthcare Services

SM 9 - Percent of children in out-of-home care who have received medical services in the last 12 months – Target = 95.0%

SM 10 - Percent of children in out-of-home care who have received dental services in the last 7 months – Target = 95.0%

| Scorecard Measure #9 - 12/31/22 (snapshot)<br>Children Receiving Medical Services Within Last 12 Mths<br>FY 22-23 - 2nd Qtr as of 10/16/22 |                                 |                                 |                                   |
|--|---------------------------------|---------------------------------|-----------------------------------|
| Agency   | Appointment within last 12 mths | Total Children out-of-home care | Percent Medical Services Received |
| CHS  | 416                             | 422                             | 98.6% ★★                          |
| LSF  | 411                             | 430                             | 95.6% ★★                          |
| OHU  | 393                             | 399                             | 98.5% ★★                          |
| <b>Total</b>   | <b>1220</b>                     | <b>1251</b>                     | <b>97.5%</b>                      |

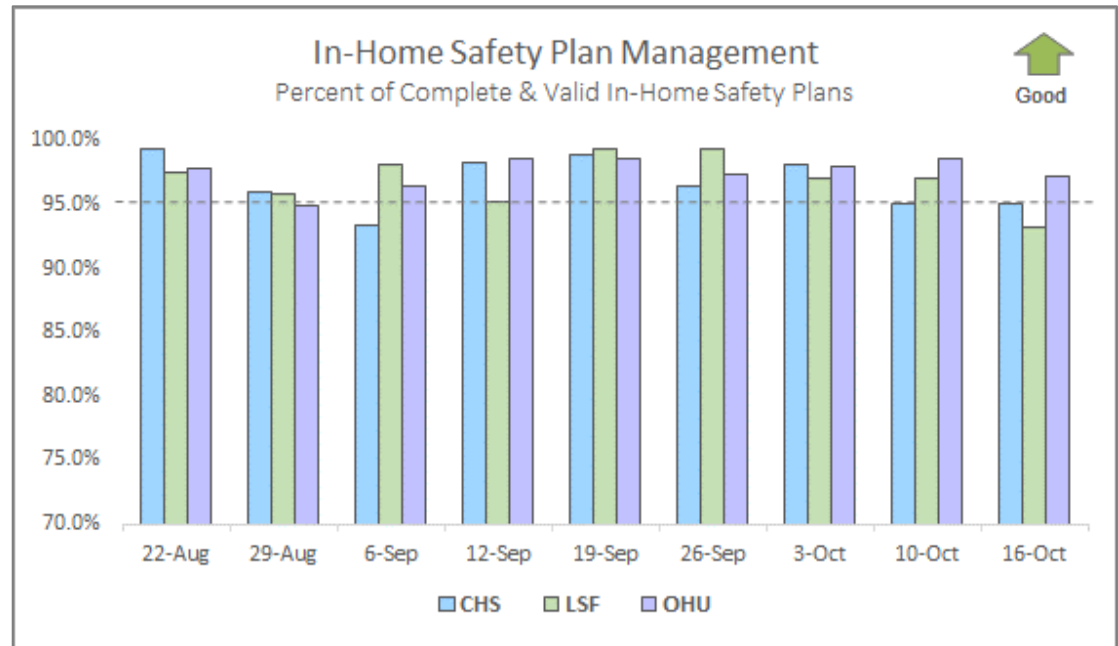
| Scorecard Measure #10 - 12/31/22 (snapshot)<br>Children Receiving Dental Services Within Last 7 Mths<br>FY 22-23 - 2nd Qtr as of 10/16/22 |                                |                                 |                                  |
|---|--------------------------------|---------------------------------|----------------------------------|
| Agency  | Appointment within last 7 mths | Total Children out-of-home care | Percent Dental Services Received |
| CHS   | 244                            | 259                             | 94.2%                            |
| LSF   | 231                            | 282                             | 81.9%                            |
| OHU   | 244                            | 260                             | 93.8%                            |
| <b>Total</b>  | <b>719</b>                     | <b>801</b>                      | <b>89.8%</b>                     |



## In-Home Safety Plan Management

Percent of Completed In-Home Safety Plans under 180 Effective Days – Target: **95.0%**

| In-Home Safety Plan Management   |                              |                               |                             |                     |
|--|------------------------------|-------------------------------|-----------------------------|---------------------|
| Percent of <u>Completed</u> In-Home Safety Plans under 180 <u>Effective</u> Days |                              |                               |                             |                     |
| Agency   | No -or- Expired Safety Plans | Complete & Valid Safety Plans | Total Required Safety Plans | Percentage Complete |
| CHS  | 8                            | 155                           | 163                         | 95.1% ★             |
| LSF  | 11                           | 150                           | 161                         | 93.2%               |
| OHU  | 4                            | 137                           | 141                         | 97.2% ★             |
| <b>HFC Total*</b>  | <b>23</b>                    | <b>442</b>                    | <b>465</b>                  | <b>95.05%</b>       |




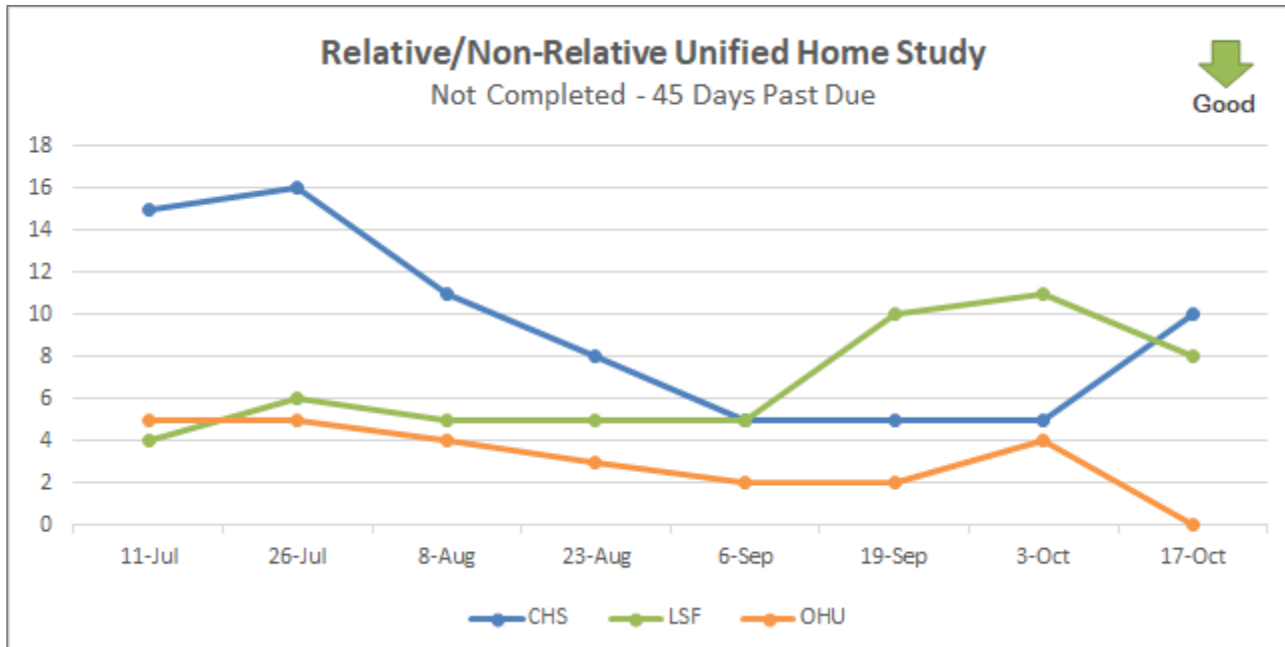
Source: FSN Report "Case Management Safety Management Listing", Report-as-of: 10/17/22



# Unified Home Studies – Approval Status

Cases with a Pending or No UHS – 45+ Days Past Due; **Data-as-of:** 10/17/22

| Relative / Non-Relative Unified Home Study Approval Status |   |                  |                 |
|--|---|------------------|-----------------|
| 45 Days since Case Transfer - <b>Past Due</b>              |   |                  |                 |
| Agency   | # of UHS  | Status - Pending | Status - No UHS |
| CHS  | 10  | 4                | 6               |
| LSF  | 8   | 0                | 8               |
| OHU  | 0  | 0                | 0               |
| <b>Total</b>   | <b>18</b>   | <b>4</b>         | <b>14</b>       |




## Data Exceptions: Placements

| Placement Exceptions by Number of Weeks on List<br>Data-as-of: 10/16/22 |                      |             |                  |             |
|---|----------------------|-------------|------------------|-------------|
| Agency  | Greater than 2 weeks | 1 - 2 weeks | Less than 1 week | Grand Total |
| CHS   |                      |             |                  | 0           |
| LSF   |                      |             |                  | 0           |
| OHU   |                      |             |                  | 0           |
| CPI   |                      | 4           | 15               | 19          |
| NTF   |                      |             |                  | 0           |
| SCARF   |                      |             |                  | 0           |
| <b>Total</b>  | <b>0</b>             | <b>4</b>    | <b>15</b>        | <b>19</b>   |

| Placement Exceptions Totaled By Agency<br>Last 6 Reporting Periods |           |           |           |           |           |            |
|--|-----------|-----------|-----------|-----------|-----------|------------|
| Agency   | 9/11/2022 | 9/18/2022 | 9/25/2022 | 10/2/2022 | 10/9/2022 | 10/16/2022 |
| CHS  | 1         | 0         | 0         | 2         | 0         | 0          |
| LSF  | 0         | 2         | 0         | 6         | 0         | 0          |
| OHU  | 0         | 0         | 0         | 1         | 0         | 0          |
| CPI  | 5         | 17        | 12        | 23        | 23        | 19         |
| NTF  | 0         | 0         | 1         | 0         | 0         | 0          |
| SCARF  | 0         | 0         | 0         | 0         | 0         | 0          |
| <b>Total</b>   | <b>6</b>  | <b>19</b> | <b>13</b> | <b>32</b> | <b>23</b> | <b>19</b>  |

## Child Placement Agreement – Current Errors

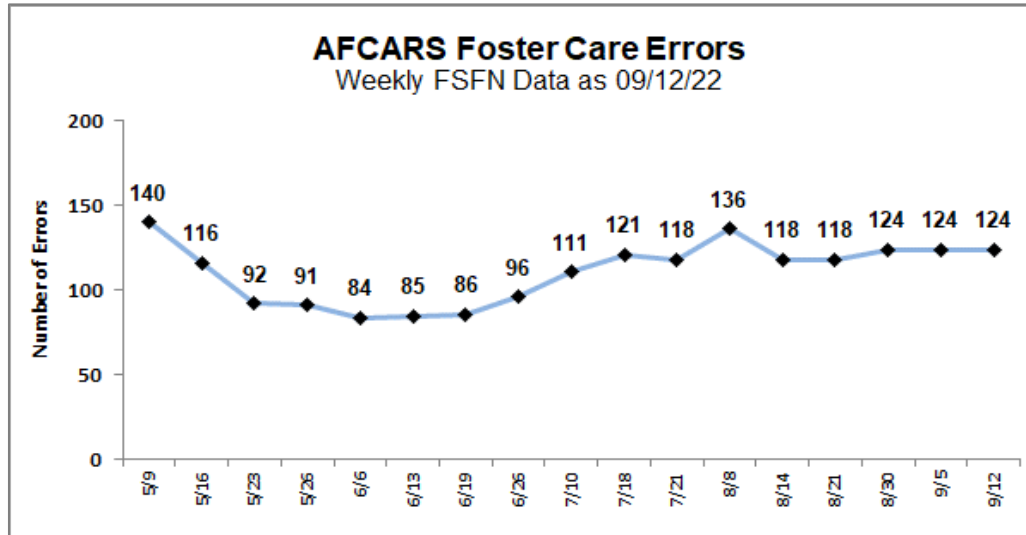
| Child Placement Agreement Errors<br>Data as of 10/17/2022 |                |                                 |                          |                   |   |
|---|----------------|---------------------------------|--------------------------|-------------------|---|
| Agency  | New CPA Needed | Need to Upload Signed Agreement | Need Supervisor Approval | Need to Close CPA | Total   |
| CHS   | 1              | 4                               | 3                        |                   | 8   |
| LSF   |                | 1                               | 1                        |                   | 2   |
| OHU   |                |                                 |                          |                   | 0  |
| <b>Total</b>  | <b>1</b>       | <b>5</b>                        | <b>4</b>                 | <b>0</b>          | <b>10</b>   |





## Data Exceptions: AFCARS

Data for Reporting Period: 04/01/22 – 09/30/22



| AFCARS Foster Care Report |            |          |           |                |                   |                |            |
|---------------------------|------------|----------|-----------|----------------|-------------------|----------------|------------|
| Agency                    | Child Info | Provider | Legal     | Mother Married | Transition Errors | Cannot Correct | Total      |
| CHS                       |            |          | 13        |                | 28                | 6              | 47         |
| LSF                       |            |          | 6         |                | 33                | 3              | 42         |
| OHU                       |            |          | 4         |                | 25                | 4              | 33         |
| CPI                       | 2          |          |           |                |                   |                | 2          |
| <b>Total</b>              | <b>2</b>   | <b>0</b> | <b>23</b> | <b>0</b>       | <b>86</b>         | <b>13</b>      | <b>124</b> |

Source : FSN AFCARS Foster Error Report & OCWRDU Rpt-as-of: 09/13/22



## Family Functioning Assessment – Methodology Cases

Timeliness of FFA “Approval” on Methodology Cases, Data-as-of: 10/16/22

| FFA-Ongoing Approval & Case Transfer Staffing Date Clean-up Report<br>Compliance tracking for cases entering care with a methodology requirement |                              |   |   |  |
|--|------------------------------|---|---|--|
| Agency   | Not Approved<br>( 30+ days ) | New Child CTS<br>( w/ active Approval ) | New FFA-O Needed<br>( w/ prior Approval ) | Incorrect Approval<br>( w/ active Approval ) |
| CHS  |                              |   | 3   |  |
| LSF  |                              |   | 2   |  |
| OHU  |                              |   | 2   |  |
| <b>HFC TOTAL</b>   | <b>0</b>                     | <b>0</b>                                | <b>7</b>                                  | <b>0</b>                                     |

### CMO Contract Measure 11 – 2nd Quarter

| Percent of Active Methodology Cases with an Approved FFA-O<br>Data as of 10/16/22 |              |            |             |                  |
|---|--------------|------------|-------------|------------------|
| Agency  | Not Approved | Approved   | Grand Total | Percent Approved |
| CHS   | 11           | 304        | 315         | 96.5%            |
| LSF   | 10           | 304        | 314         | 96.8%            |
| OHU   | 5            | 254        | 259         | 98.1%            |
| <b>HFC Total</b>  | <b>26</b>    | <b>862</b> | <b>888</b>  | <b>97.1%</b>     |

| Percentage of Family Functioning Assessments Approved<br>within 30 days of Case Transfer Staffing<br>2nd Quarter-to-Date as of 10/16/22 |                         |                              |                     |
|---|-------------------------|------------------------------|---------------------|
| Agency  | Timely<br>( < 30 Days ) | FFA Approvals<br>( 2nd Qtr ) | Completed<br>Timely |
| CHS   | 5                       | 5                            | 100.0% ★            |
| LSF   | 5                       | 5                            | 100.0% ★            |
| OHU   | 4                       | 5                            | 80.0%               |
| <b>HFC TOTAL</b>  | <b>14</b>               | <b>15</b>                    | <b>93.3%</b>        |

FY 22-23 Target = 95% or higher



## AWARENESS FOR OCTOBER

October: Safe Sleep Awareness Month, Domestic Violence Awareness Month, National Principal's Month

11<sup>th</sup>/12<sup>th</sup>/13<sup>th</sup> – End of 1<sup>st</sup> 9 week grading period

31<sup>st</sup> – Halloween

## HEALTH RESOURCES

For more COVID information specific to Florida, go to [floridahealthcovid19.gov](https://floridahealthcovid19.gov)

Call Center is available 24/7  
(866) 779-6121 or email  
[COVID-19@flhealth.gov](mailto:COVID-19@flhealth.gov).

For more vaccine information go to  
<https://floridahealthcovid19.gov/covid-19-vaccines-in-florida/>

## SAFETY RESOURCES

### Internet Safety and Tips

NetSmartz Home  
[missingkids.org](https://www.missingkids.org)

Safe Sleep  
[https://www.ounce.org/safe\\_sleep.html](https://www.ounce.org/safe_sleep.html)

Swim Safety Tips  
[mausercontent.com](https://mausercontent.com)

## COMMUNITY RESOURCES

### Housing and Utility Assistance

[www.ourflorida.com](http://www.ourflorida.com)

OUR Florida provides renters who qualify with relief on unpaid bills.

- Do you rent your home?
- Did you lose your job or wages due to COVID-19?
- Are you behind on your rent or facing eviction?
- Did you receive a shutoff notice from your utility?  
YOU MAY BE ELIGIBLE FOR HELP WITH RENT AND UTILITIES BILLS.

### United Way's 211

Call 211

Getting free confidential help for needs such as food, housing, employment, utilities, mental health and much more is just a text, call, or click away.

### Echo Ministries

Help provide tangible needs to children in foster, adoptive, relative and non-relative care.

To Donate: ECHO Distribution Center every Wednesday between 9am to noon at 3625 Century Blvd Unit 1A, Lakeland, FL.

[ECHO Ministries Florida- Foster Care Ministry- Central FL & Beyond](https://www.ourflorida.com/echo)

### Find Help (Previously Aunt Bertha)

<https://www.findhelp.org/>  
Find local resources for food, health, housing, employment programs & other community resources in seconds.

### Circuit 10 Children's Mental & Behavioral Health Resources

<https://sites.google.com/view/floridac10/mhbhresources/home>

On this site you will find:

- Heartland for Children's Parent Portal
- MyFloridaMyFamily Community Services
- Florida Mobile Response Team- 24/7 Crisis Assistance
- Florida Statewide Medicaid Managed Care
- Florida Association of Christian Child Caring Agencies
- Florida Network Short-term Residential Programs
- Center for Autism Related Disabilities (CARD)
- National Alliance on Mental Illness
- Post Adoption Support
- Zebra Coalition
- Central FL Behavioral Health Network
- Hope Florida – A Pathway to Prosperity

### Food Distribution Schedule

Polk, Highlands and Hardee Counties

Food Distribution Sites

<https://uwcf.org/initiatives/endhunger/schedule/>

### Healthy Families Florida

Family support and coaching program that helps parents provide the safe and stable environments children need for healthy growth and development.

[Healthy Families Florida - Find a Local Project](https://www.healthyfamiliesfla.org/)

### Domestic Violence Services

Peace River Center's Domestic Violence Program provides free, confidential services for individuals affected by domestic violence, sexual assault and human trafficking crimes, their family members and friends in Polk, Hardee and Highlands counties.

### 24-Hour Domestic Violence Crisis Lines

Hardee/Highlands 863.386.1167  
Polk 863.413.2700

Victim Services Office Line  
863.413.2708

Victim Services Office – Polk  
County 1860 South Crystal Lake Drive,  
Lakeland, FL 33801

Victim Services Office –  
Hardee/Highlands Counties  
1570 Lakeview Drive, Sebring, FL  
33870

## HFC EVENTS

### Rudolph Round-Up

- Host a toy drive
- Make a Monetary Donation
- Purchase from Rudolph Toy Registry  
<https://heartlandforchildren.org/rudolph>

HFC's "Let's Talk About it" Podcast where we provide education and resources for family matters in Polk, Highlands and Hardee Counties  
[Apple Podcasts / Anchor / Spotify / YouTube](https://www.heartlandforchildren.org/podcast/)

Hurricane Resources and Relief  
Recovery resources and emergency updates for Polk, Highlands, and Hardee County  
<https://heartlandforchildren.org/huricanerelief>



## POLK COUNTY

### Projecthoco of Polk County

FREE Dresses and Suits for Homecoming  
 Store Dates: Oct-1,8 and 22  
 Time: 11am – 4:00pm  
 3800 US 98 N Lakeland, FL  
 Questions: (863) 802-0777

### Pace Center for Girls

Mission: Pace provides girls and young women an opportunity for a better future through education, counseling, training and advocacy. Currently Accepting Student Application:

Contact: [Jeslynn.Pfeffer@pacecenter.org](mailto:Jeslynn.Pfeffer@pacecenter.org)  
 (863) 688-5596 Ext. 5516

### FREE Health Services

Polk HealthCare Plan and the Florida Department of Health partner to provide free health services to members of the community and provide Polk HealthCare Plan education and enrollment assistance.  
[August Health Services Events](#)

### Bumps and Babies Shower

FREE Event providing Educational resources and supportive services to all Polk County parents, pregnant women and families.  
 Friday, October 28<sup>th</sup> 3pm-6pm  
 UF/IFAS Extension Office/Stuart Center  
 1710 US-17 S  
 Bartow, FL 33830

### Red Ribbon Run

Celebrate Life. Live Drug Free  
 October 29, 2022  
 Lake Mirror – Lakeland  
 7:00am – children  
 Family Fun Run – 8:30am  
[redribbonrun.com](http://redribbonrun.com)

[Lakeland Mom: Kids Activities & Things to Do in Lakeland, FL](#)

## HIGHLANDS COUNTY

### Champion for Children

Provides child abuse and neglect prevention programs and early-intervention services to children and families in Highlands County.

419 East Center Avenue  
 Sebring, FL 33870  
 Office: (863) 382-2905

<https://www.championforchildren.org/>

### Children's Museum of the Highlands

Hands on Learning for Ages 1-12  
 Cost: \$8/per person (ages 1+) for all day play.  
 219 N Ridgewood Dr.  
 Sebring, Florida  
 (863) 451-5385  
 (contact museum for updated hours)

### Sebring Rundown

Highlands County Fall Festivals  
[Fall Festivals – Sebring Rundown](#)

## HARDEE COUNTY

### Hardee Help Center

A Christ-centered community service organization bringing hope & healing to Hardee County families in difficult seasons of life.

713 E Bay Street Wauchula, FL 33873  
[info@hardeehelpcenter.com](mailto:info@hardeehelpcenter.com)  
 Tel: 863-773-0034

### Main Street Wauchula Fall Festival

October 29<sup>th</sup> 4pm-7pm  
 Costume Competition at 5:30pm  
 Heritage Park  
 209 W. Main Street  
 Wauchula, FL 33873

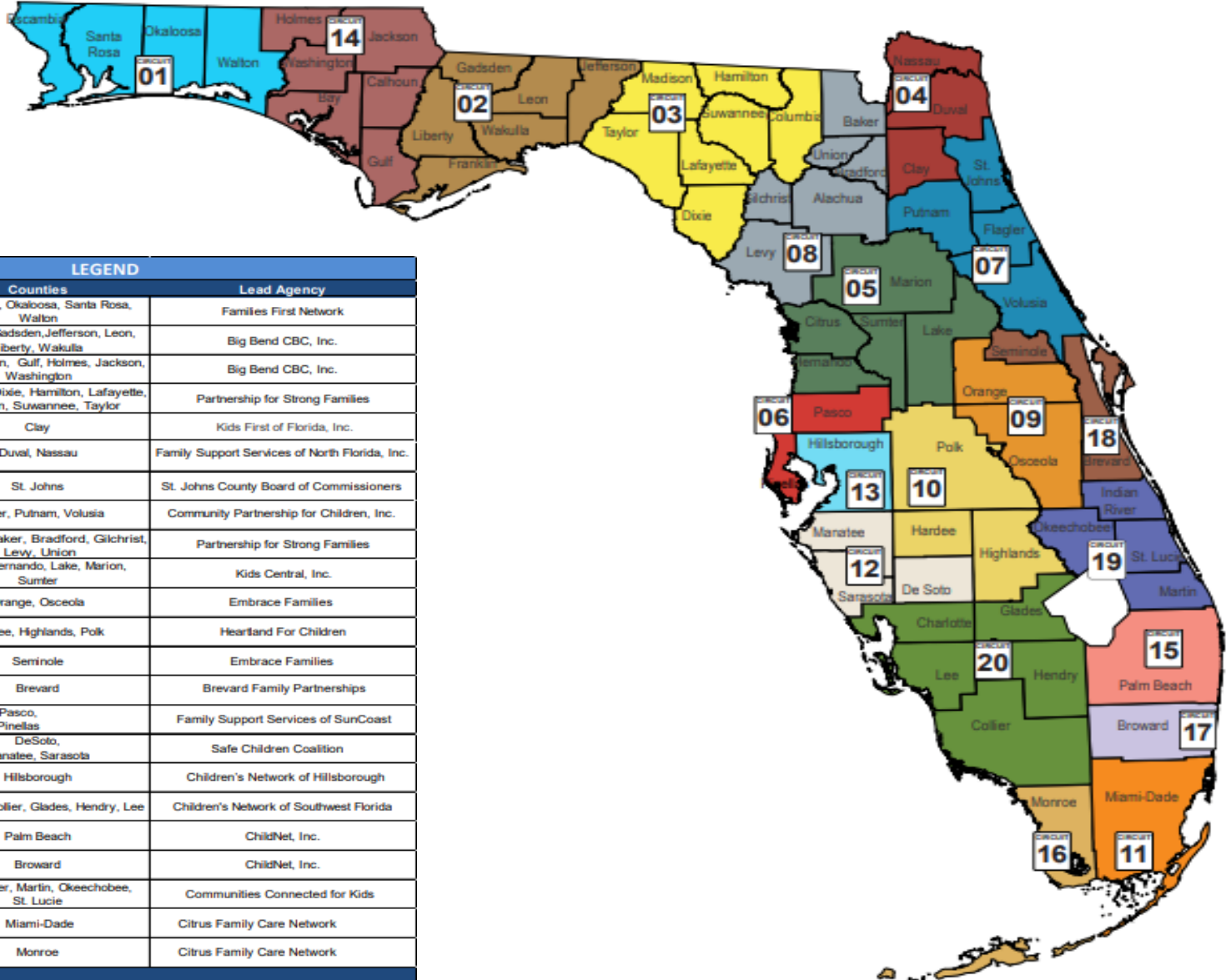
### Visit Hardee

Website for upcoming events, community Updates and resources  
[Events – VISIT HARDEE](#)



For additional resources and county events, check out our most recent Parent's Corner Newsletter.

# Community Based Care Lead Agency Map



| LEGEND  |           |   |  |
|---------|-----------|---|--|
| Circuit | Region    | Counties  | Lead Agency                                    |
| 1       | Northwest | Escambia, Okaloosa, Santa Rosa, Walton                          | Families First Network                         |
| 2       |           | Franklin, Gadsden, Jefferson, Leon, Liberty, Wakulla            | Big Bend CBC, Inc.                             |
| 14      |           | Bay, Calhoun, Gulf, Holmes, Jackson, Washington                 | Big Bend CBC, Inc.                             |
| 3       | Northeast | Columbia, Dixie, Hamilton, Lafayette, Madison, Suwannee, Taylor | Partnership for Strong Families                |
| 4       |           | Clay  | Kids First of Florida, Inc.                    |
| 4       |           | Duval, Nassau   | Family Support Services of North Florida, Inc. |
| 7       |           | St. Johns   | St. Johns County Board of Commissioners        |
| 7       | Central   | Flagler, Putnam, Volusia  | Community Partnership for Children, Inc.       |
| 8       |           | Alachua, Baker, Bradford, Gilchrist, Levy, Union                | Partnership for Strong Families                |
| 5       | SunCoast  | Citrus, Hernando, Lake, Marion, Sumter                          | Kids Central, Inc.                             |
| 9       |           | Orange, Osceola   | Embrace Families                               |
| 10      |           | Hardee, Highlands, Polk   | Hearthand For Children                         |
| 18      | Southeast | Seminole  | Embrace Families                               |
| 18      |           | Brevard   | Brevard Family Partnerships                    |
| 6       | Southern  | Pasco, Pinellas   | Family Support Services of SunCoast            |
| 12      |           | DeSoto, Manatee, Sarasota                                       | Safe Children Coalition                        |
| 13      |           | Hillsborough  | Children's Network of Hillsborough             |
| 20      |           | Charlotte, Collier, Glades, Hendry, Lee                         | Children's Network of Southwest Florida        |
| 15      | Southern  | Palm Beach  | ChildNet, Inc.                                 |
| 17      |           | Broward   | ChildNet, Inc.                                 |
| 19      | Southern  | Indian River, Martin, Okeechobee, St. Lucie                     | Communities Connected for Kids                 |
| 11      |           | Miami-Dade  | Citrus Family Care Network                     |
| 16      | Southern  | Monroe  | Citrus Family Care Network                     |