



Community Based Care: Hardee, Highlands & Polk Counties

**CBC Performance and Quality Improvement Meeting**  
Data for Week Ended Sunday, October 23, 2022

No Meeting This Week



# Community Based Care Lead Agency Scorecard

## FY 22-23, 1st Quarter: July 01, 2022 to September 30, 2022

CBC Lead Agency Scorecard Performance Table	Safety				Permanency				Well-Being			
Measures	1. Rate of Abuse per 100,000 days while in foster care.	2. Percent of children who are not neglected or abused during in-home services.	3. Children who are not neglected or abused after closure of services.	4. Children under supervision who are seen every 30 days.	5. Children exiting foster care to a permanent home within 12 months of entering care.	6. Children achieving permanency in 12 months for children in foster care 12 to 23 months.	7. Children who do not re-enter foster care within 12 months of moving to a permanent home.	8. Children's placement moves per 1,000 days in foster care.	9. Children in out-of-home care who have received medical services in the last 12 months.	10. Children in out-of-home care who received dental services within the last 7 months.	11. Young adults in foster care at age 18 that have completed or are enrolled in secondary education.	12. Children placed with all of their siblings who are in out of home care.
Standard	8.5	95.0%	95.0%	99.5%	40.5%	43.6%	91.7%	4.12	95.0%	95.0%	80.0%	65.0%
Reporting Period	07/01/21 to 06/30/22	07/01/21 to 06/30/22	01/01/21 to 12/31/21	10/01/21 to 09/30/22	10/01/20 to 09/30/21	10/01/21	10/01/19 to 09/30/20	10/01/21 to 09/30/22	09/30/22	09/30/22	10/01/21 to 09/30/22	09/30/22
Brevard Family Partnership	7.38	94.6%	96.6%	99.7%	33.5%	53.0%	94.6%	3.71	97.0%	90.6%	95.8%	57.0%
ChildNet - Broward	8.60	96.8%	96.1%	99.7%	32.1%	51.9%	80.6%	3.67	96.2%	88.0%	83.6%	65.4%
ChildNet - Palm Beach	10.42	95.7%	95.7%	99.6%	32.3%	61.7%	92.8%	3.47	97.4%	89.9%	57.1%	59.8%
Children's Network of SW Florida	7.00	97.3%	97.0%	99.9%	33.0%	57.1%	95.1%	4.94	96.3%	95.4%	90.2%	58.9%
Children's Network-Hillsborough	7.42	96.1%	97.0%	98.0%	27.1%	32.1%	94.0%	7.24	86.1%	65.5%	61.0%	57.3%
Citrus Health Network	2.82	95.6%	99.1%	99.6%	27.5%	43.6%	93.8%	3.22	97.3%	96.6%	94.8%	60.2%
Communities Connected for Kids	8.13	94.6%	97.5%	99.7%	45.4%	76.6%	92.2%	3.27	97.9%	89.9%	82.6%	58.0%
Community Partnership for Childr.	5.54	94.1%	97.2%	99.4%	24.4%	52.6%	86.6%	4.26	94.7%	71.1%	87.5%	61.3%
Embrace Families	8.45	94.3%	97.4%	97.9%	29.7%	46.5%	90.7%	6.51	60.4%	39.1%	83.3%	59.0%
Families First Network	9.34	95.1%	97.4%	99.6%	24.4%	41.0%	89.6%	7.36	94.5%	87.5%	79.4%	59.1%
Family Integrity Program	2.24	96.1%	96.8%	99.8%	49.1%	87.9%	93.0%	3.25	100.0%	97.8%	75.0%	61.1%
Family Support Services North Fla	5.33	96.5%	96.9%	99.8%	33.4%	63.3%	83.1%	5.29	96.9%	91.9%	96.8%	56.4%
FSS Suncoast	8.49	93.8%	96.2%	97.0%	25.5%	40.9%	93.3%	5.99	78.0%	54.2%	89.4%	61.5%
<b>Heartland For Children</b>	<b>8.82</b>	<b>95.0%</b>	<b>97.6%</b>	<b>99.8%</b>	<b>35.5%</b>	<b>43.7%</b>	<b>92.3%</b>	<b>3.50</b>	<b>97.8%</b>	<b>92.4%</b>	<b>96.8%</b>	<b>58.7%</b>
Kids Central, Inc.	4.96	95.6%	97.0%	99.1%	31.6%	38.0%	87.8%	7.17	82.6%	62.3%	77.1%	65.1%
Kids First of Florida, Inc.	4.74	98.8%	94.9%	96.5%	32.1%	46.1%	86.0%	4.32	89.3%	60.9%	60.0%	63.3%
Northwest Florida Health Network	6.86	96.3%	97.0%	99.6%	28.9%	51.0%	91.8%	5.53	91.2%	89.5%	82.7%	61.7%
Partnership for Strong Families	5.82	97.5%	97.8%	99.9%	23.3%	56.9%	94.3%	5.28	87.2%	62.7%	92.5%	55.3%
Safe Children Coalition	5.88	97.3%	94.7%	99.4%	38.9%	44.6%	91.7%	4.66	97.6%	84.6%	72.0%	64.3%
<b>Statewide</b>	<b>7.20</b>	<b>95.7%</b>	<b>96.7%</b>	<b>98.8%</b>	<b>30.6%</b>	<b>47.8%</b>	<b>90.7%</b>	<b>5.27</b>	<b>87.9%</b>	<b>74.6%</b>	<b>81.8%</b>	<b>60.2%</b>
Red Zone	8.85	92.9%	92.9%	98.9%	36.3%	39.2%	90.8%	4.54	89.9%	89.9%	69.9%	60.0%



## Scorecard Measure 4 – Children Seen Every Thirty Days

SM04 - Percent of children under supervision who are required to be seen every 30 days – Target = 99.5%

<b>Scorecard Measure #4 - Children Under Supervision Who Are Seen Every Thirty Days</b>		
<b>Supervision between 10/01/22 - 10/31/22</b>		
<b>Agency</b>	<b># of Children <u>Not</u> seen in 30 days</b>	<b>% of Children seen timely</b>
CHS	<b>17</b>	99.77%
LSF	<b>2</b>	99.96%
OHU	<b>2</b>	99.96%
<b>Total</b>	<b>21</b>	<b>99.90%</b>
<i>Source: "Children Under Supervision Who Are Seen Every Thirty Days - Report #1144" Data-as-of: 10/23/22</i>		



## Monthly Birth Parent Contacts

Target = 70% Mothers and 50% Fathers - seen monthly

Birth Parent Contact Completed 10/01/22 to 10/31/22							
AGENCY	# Moms Required	# Moms Completed	Mom % Completed	# Dads Required	# Dads Completed	Dad % Completed	Combined Average
CHS	197	80	40.6%	124	17	13.7%	27.2%
LSF	210	69	32.9%	152	35	23.0%	27.9%
OHU	167	56	33.5%	115	31	27.0%	30.2%
<b>TOTAL</b>	<b>574</b>	<b>205</b>	<b>35.7%</b>	<b>391</b>	<b>83</b>	<b>21.2%</b>	<b>28.5%</b>

### Mother Contact

Green: 70% or above, Yellow: 69% - 60%, Red: 59% or less

### Father Contact

Green: 50% or above, Yellow: 49% - 40%, Red: 39% or less

Source: FSFN Data Warehouse – Ad Hoc Report; Data-as-of: 10/24/22




## Scorecard Measures 5 & 6 - Children Achieving Permanency

SM05 - Percent of children exiting care to a permanent home within 12 months of entering care – Target = 40.5%


SM06 - Percent of children exiting care to a permanent home for children in care 12-23 months – Target = 43.6%

Reunifications Entered into FSFN: Week of 10/17/22 thru 10/23/22			
Agency	Timely	Un-Timely	Total
CHS		2	2
LSF		2	2
OHU	3		3
<b>Total</b>	<b>3</b>	<b>4</b>	<b>7</b>

Service Availabilities Service Snapshot of Availability as of 10/24/22	
Youth Villages	Peace River Home-to-Stay
4 – Polk	4 – Polk 4 – Highlands / Hardee

Scorecard Measure #5 - 01/01/21 to 12/31/21 Children Achieving Permanency within 0-12 Mths FY 22-23 - 2nd Qtr as of 10/23/22			
Agency	Permanency within 12 mths	Total Children out-of-home care	Percent Timely Reunification
CHS	74	245	30.2%
LSF	73	273	26.7%
OHU	107	262	40.8% 
<b>HFC Total</b>	<b>254</b>	<b>780</b>	<b>32.56%</b>

SM05 - Percentage to reach Yellow = 36.5%

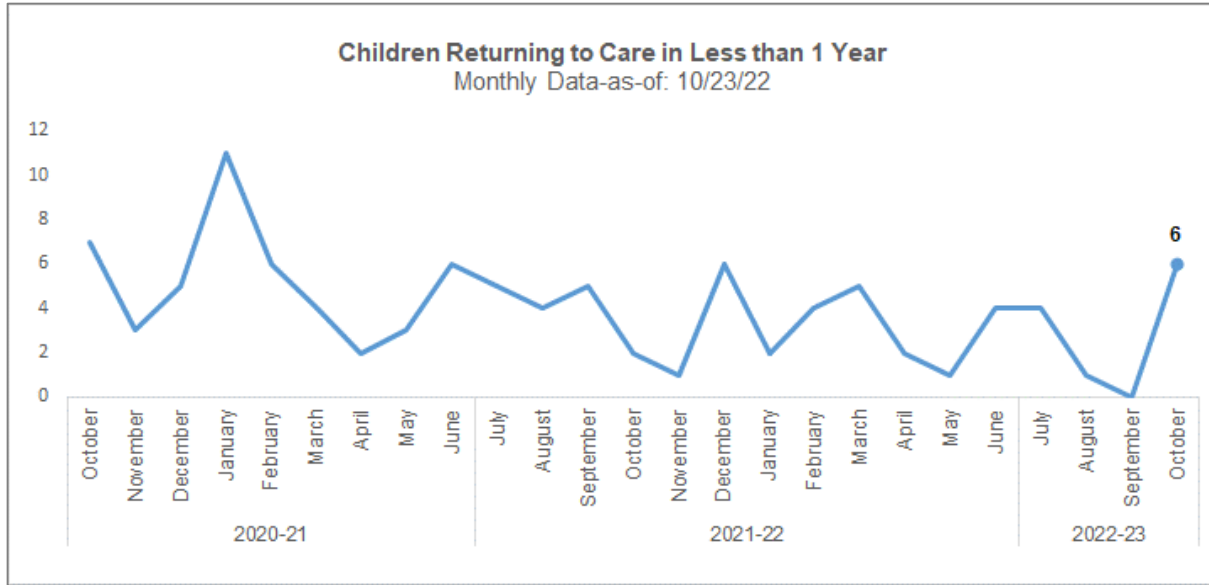
Scorecard Measure #6 - 01/01/22 Children Achieving Permanency within 12-23 Mths FY 22-23 - 2nd Qtr as of 10/23/22			
Agency	Permanency within 12-23 mths	Total Children LOS 12-23 mths	Percent Timely Reunification
CHS	37	106	34.9%
LSF	60	137	43.8% 
OHU	31	82	37.8%
<b>HFC Total</b>	<b>128</b>	<b>325</b>	<b>39.4%</b>

SM06 - Percentage to reach Yellow = 39.4%



# Children Returning to Care

Number of Children in a Recent Removal Episode Who Have Had a Prior Removal



Removal Episodes for Children with a Prior Removal								
Removals entered into FSFN between 10/17/22 - 10/23/22								
Current Agency	Current Removal Date	Prior Unit	Prior Removal	Prior Discharge	Length of Stay (months)	Length from Prior Discharge (months)	LOR Range	SM07 Cohort
CHS	9/22/2022	141846-CHSFL	12/14/2020	8/9/2022	20	1	< 1.0 yr	N
CHS	9/22/2022	141846-CHSFL	12/14/2020	8/9/2022	20	1	< 1.0 yr	N

Source: FSFN Data Warehouse Ad Hoc Report, Data-as-of: 10/23/22

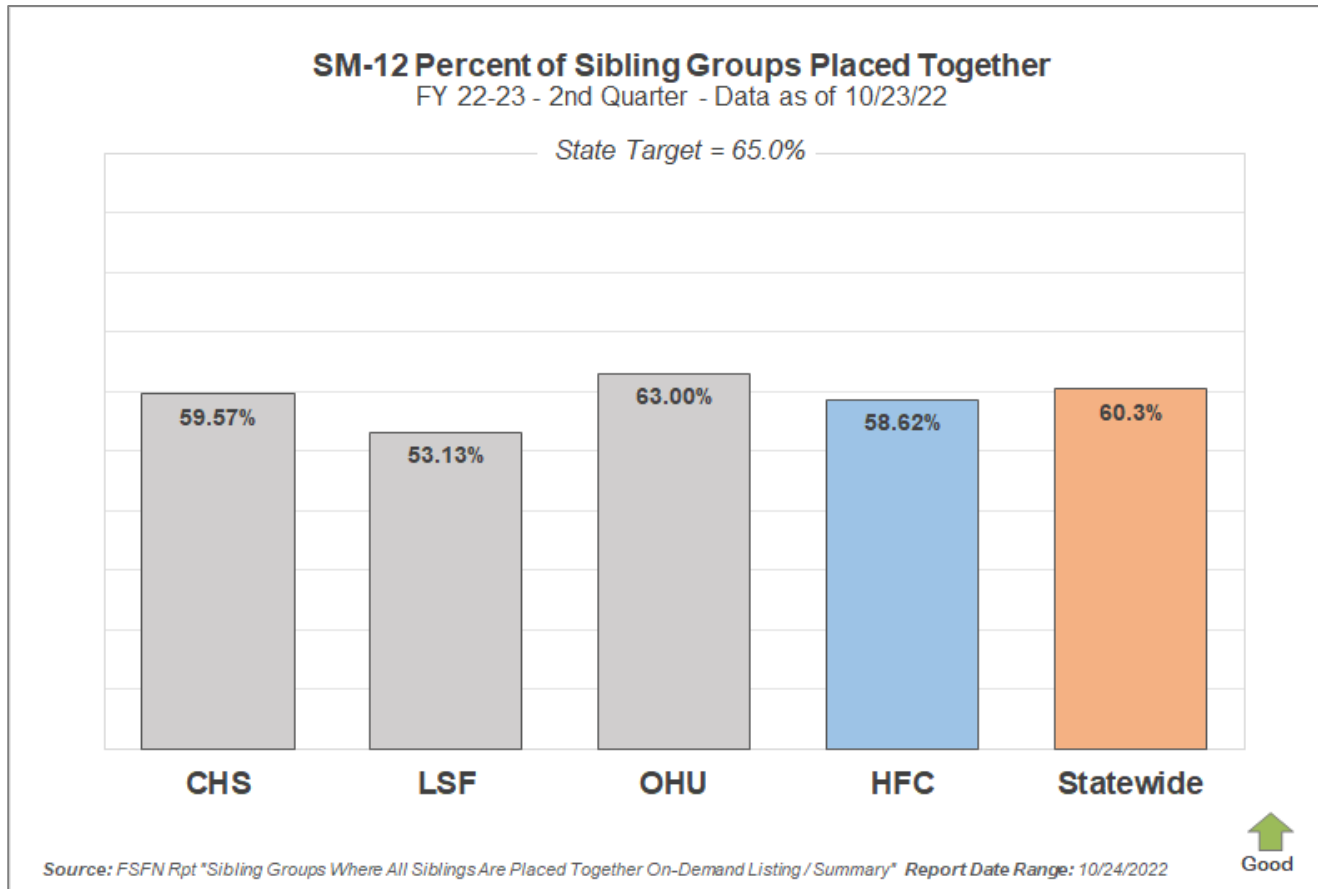


## Scorecard Measure 12 – Separated Siblings

SM12 - Percentage of siblings groups in out-of-home care where all siblings are placed together – **Target = 65.0%**

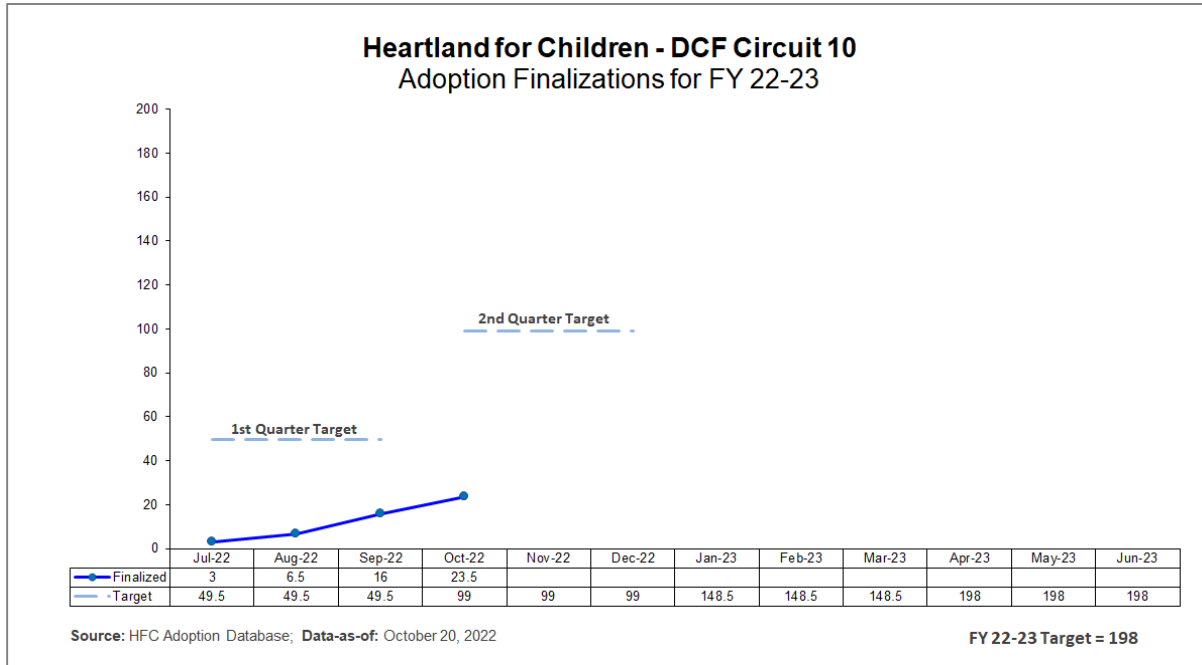
SM12 - Percent of Sibling Groups Placed Together			
Agency	Number of Cases w/ Siblings Together	Total Cases Sibling Groups	Percent of Siblings Placed Together
CHS	56	94	59.57%
LSF	51	96	53.13%
OHU	63	100	63.00%
HFC	170	290	58.62%

Number of sibling groups to achieve SM12 target – **19 Sibling Groups**



# Adoption Finalizations

Percent of Adoptions Finalized with 24 Months of Removal & Percent of Adoption Goal Met



**Upcoming Finalization Dates**

October 26, 2022

November 09, 2022

<b>Adoption Finalizations</b>				
FY 22-23 - <u>2nd Quarter</u> as of 10/24/22				
CMO	Subsidy Files Submitted	Finalized Adoptions	Quarter Target	Quarter Target Met
CHS	6	2.5	29	8.6%
LSF	9	5	25	20.0%
OHU	2	0	31	0.0%
<b>Total</b>	<b>17</b>	<b>7.5</b>	<b>85</b>	<b>8.8%</b>

<b>Adoption Finalizations</b>			
Total Fiscal Year-to-Date			
Total Finalized	HFC Target	% Met	% w/in 24 Mths
23.5	198	11.9%	21.7%





# Children's Legal Services- Shelter Report

CLS Weekly Shelter Report FY 2022-23 as of October 24, 2022

CLS WEEKLY SHELTER REPORT - FY 2022-2023														
	JUL	AUG	SEP	OCT	NOV	DEC	JAN	FEB	MAR	APR	MAY	JUN	22/23 Totals	21/22 Totals
<b># of Shelter Hearings</b>														
Polk	29	24	18	27									98	315
Highlands	5	3	2	2									12	44
Hardee	0	0	1	0									1	23
Total	34	27	21	29									111	379
<b># Children Removed</b>														
Polk	50	55	29	56									190	551
Highlands	8	9	7	2									26	71
Hardee	0	0	5	0									5	43
Total	58	64	41	58									221	656
<b>Total Children Denied Shelter</b>														
Polk	0	0	0	0									0	0
Highlands	0	0	0	0									0	0
Hardee	0	0	0	0									0	0
Total	0	0	0	0									0	0
<b># Children Placed with Relative</b>														
Polk	28	43	18	21									110	285
Highlands	5	6	5	1									17	55
Hardee	0	0	5	0									5	26
Total	33	49	28	22									132	357
<b># Children Placed with Non Relative</b>														
Polk	5	10	4	15									34	80
Highlands	0	0	2	0									2	6
Hardee	0	0	0	0									0	3
Total	5	10	6	15									36	89
<b># Children Placed with Fictive Kin</b>														
Polk	1	0	0	0									1	6
Highlands	0	0	0	0									0	1
Hardee	0	0	0	0									0	1
Total	1	0	0	0									1	8
<b># Children Placed in Foster Care</b>														
Polk	16	2	7	20									45	180
Highlands	3	3	0	1									7	11
Hardee	0	0	0	0									0	11
Total	19	5	7	21									52	202

% of Children Sheltered Placed in Foster Care Data as of 10/24/22			
Month	20-21	21-22	22-23
Jul	28.6%	22.1%	32.8%
Aug	21.9%	43.5%	7.8%
Sep	27.3%	28.2%	17.1%
Oct	22.4%	28.9%	36.2%
Nov	20.4%	36.8%	
Dec	24.5%	19.4%	
Jan	25.0%	48.8%	
Feb	20.5%	15.6%	
Mar	21.7%	47.2%	
Apr	17.5%	26.9%	
May	23.4%	27.5%	
Jun	38.5%	32.4%	
<b>FY Total</b>	<b>24.9%</b>	<b>30.8%</b>	<b>23.5%</b>

Shelter Count for the Week of October 18 - October 24, 2022			
	Polk	Highlands	Hardee
Shelters	6	1	0
Children Removed	17	1	0
Placed w/ a Relative	0	1	0
Placed w/a Non-Rel	8	0	0
Placed w/a Fictive Kin	0	0	0
Placed in Foster Care	9	0	0



# Case Transfer Staffing Data

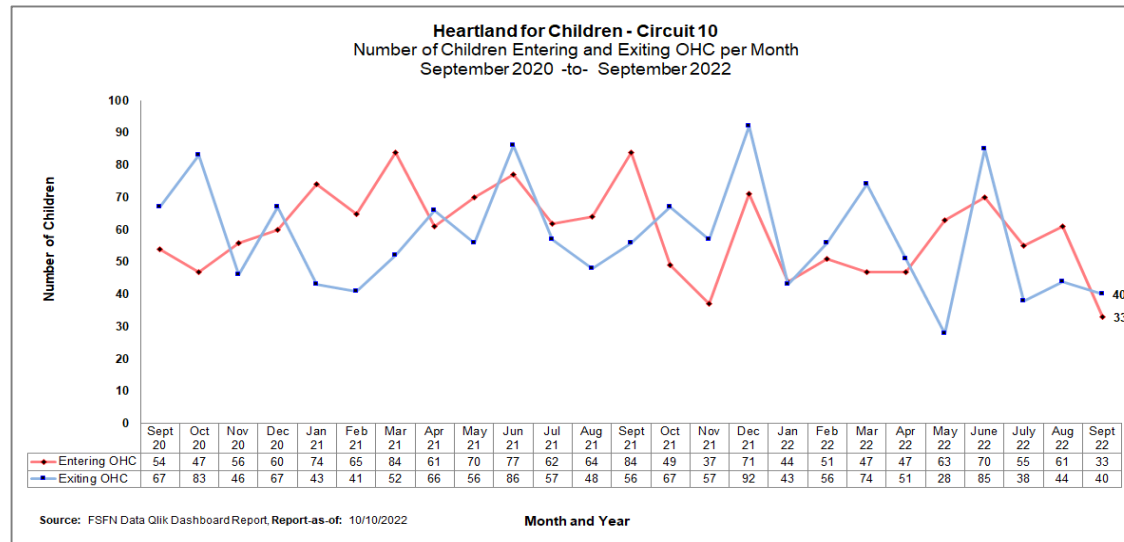
Case Transfer Data For Fiscal Year July 1, 2022 – June 30, 2023 - Data as of 10/25/22

	JUL	AUG	SEP	OCT	NOV	DEC	JAN	FEB	MAR	APR	MAY	JUN	22-23 Totals	21-22 Totals
<b>Number of Children</b>														
CHS	32	32	19	17									100	358
LSF	36	34	20	34									124	355
OHU Polk	12	18	13	7									50	147
One Hope	37	49	40	20									146	503
<b>Total</b>	<b>117</b>	<b>133</b>	<b>92</b>	<b>78</b>									<b>420</b>	<b>1363</b>
<b>Out of Home Care</b>														
CHS	19	19	16	13									67	200
LSF	17	15	15	24									71	188
OHU Polk	8	9	12	7									36	103
One Hope	12	8	12	4									36	113
<b>Total</b>	<b>56</b>	<b>51</b>	<b>55</b>	<b>48</b>									<b>210</b>	<b>604</b>
<b>In - Home Judicial</b>														
CHS	5	0	0	0									5	4
LSF	2	1	0	2									5	16
OHU Polk	0	0	0	0									0	2
One Hope	0	2	0	0									2	6
<b>Total</b>	<b>7</b>	<b>3</b>	<b>0</b>	<b>2</b>									<b>12</b>	<b>28</b>

	JUL	AUG	SEP	OCT	NOV	DEC	JAN	FEB	MAR	APR	MAY	JUN	22-23 Totals	21-22 Totals
<b>Non-Judicial In - Home Services</b>														
CHS	6	8	3	3									20	116
LSF	10	10	5	4									29	95
OHU Polk	4	9	1	0									14	31
One Hope	3	3	0	3									9	35
<b>Total</b>	<b>23</b>	<b>30</b>	<b>9</b>	<b>10</b>									<b>72</b>	<b>277</b>
<b>OCS / ICPC Courtesy Supervision</b>														
CHS	0	0	0	0									0	0
LSF	0	0	0	0									0	0
OHU Polk	0	0	0	0									0	0
One Hope	22	29	28	13									92	338
<b>Total</b>	<b>22</b>	<b>29</b>	<b>28</b>	<b>13</b>									<b>92</b>	<b>338</b>
<b>Reinstatement of Protective Services Supervision (Notice of Hearings)</b>														
CHS	0	3	0	0									3	17
LSF	5	6	0	4									15	46
OHU Polk	0	0	0	0									0	2
One Hope	0	4	0	0									4	0
<b>Total</b>	<b>5</b>	<b>13</b>	<b>0</b>	<b>4</b>									<b>22</b>	<b>65</b>

# Children Entering & Exiting Care

Number of Children Entering and Exiting Out-of-Home Care per Month





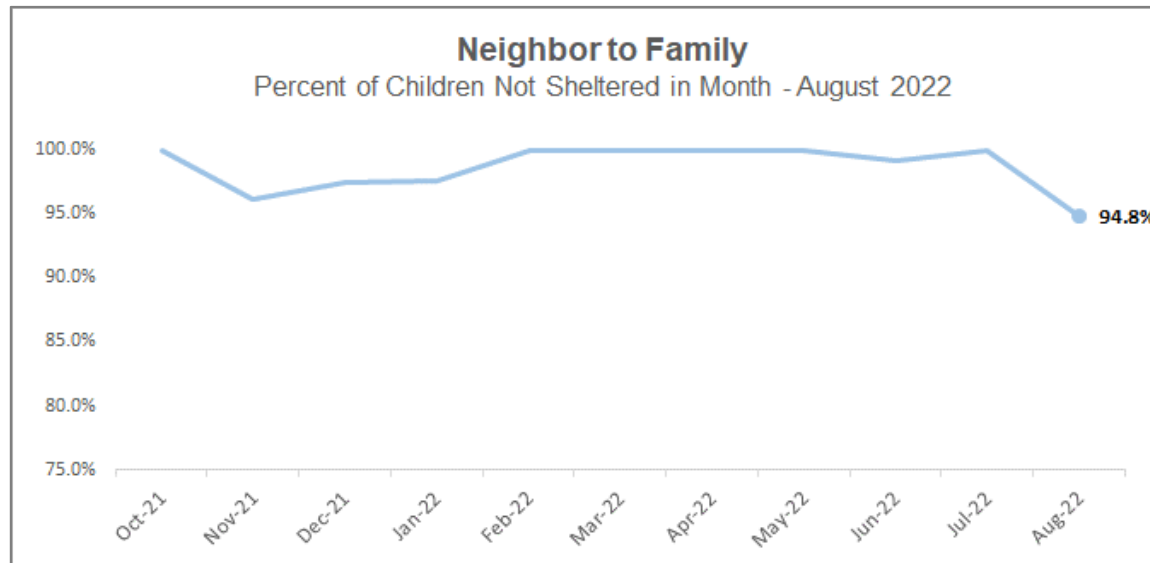
## Neighbor to Family – Weekly & Monthly Census

22-23 Fiscal Year to Month - Percentage of Children Not Sheltered: **97.1%**

*“Very good communication.”*

*- NTF Parent Satisfaction Survey– Q: What we are doing well?*

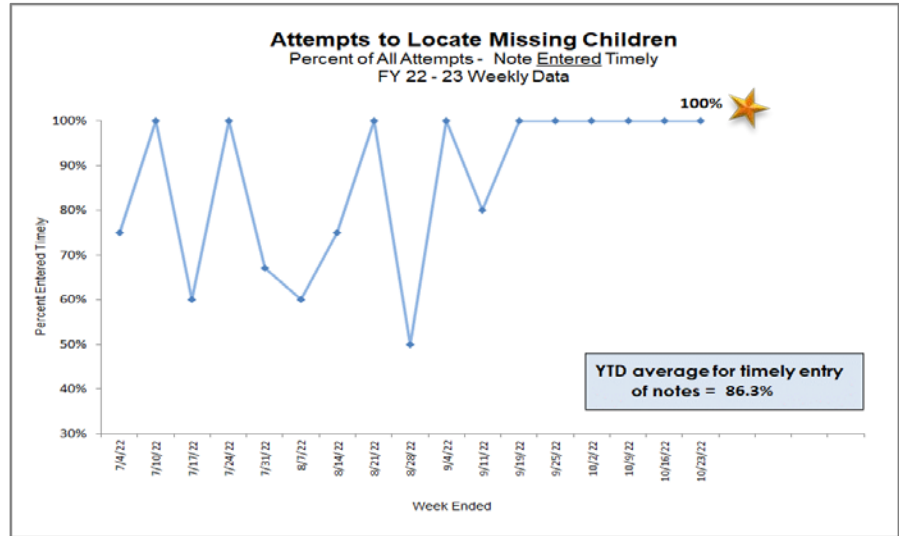
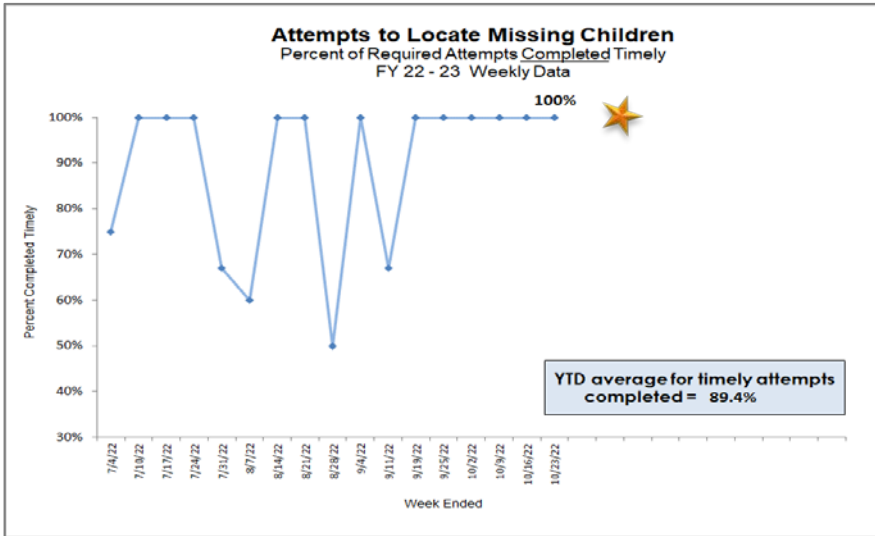
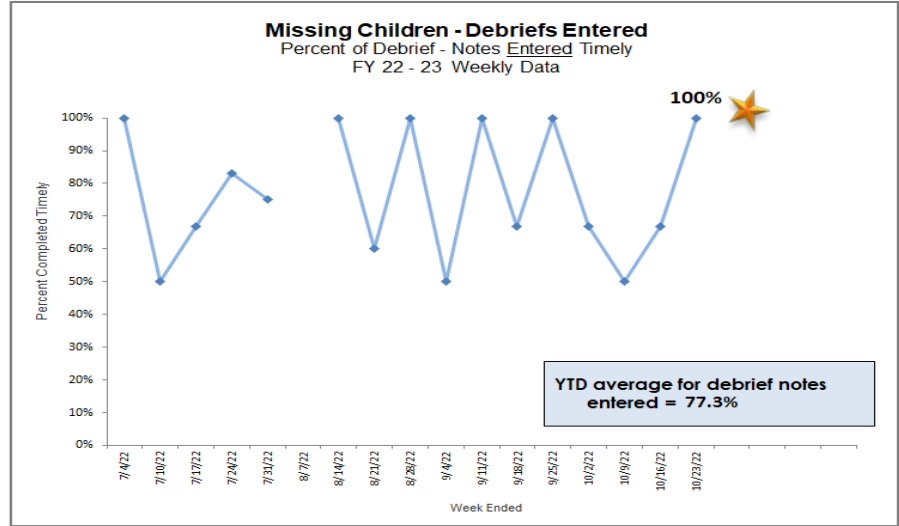
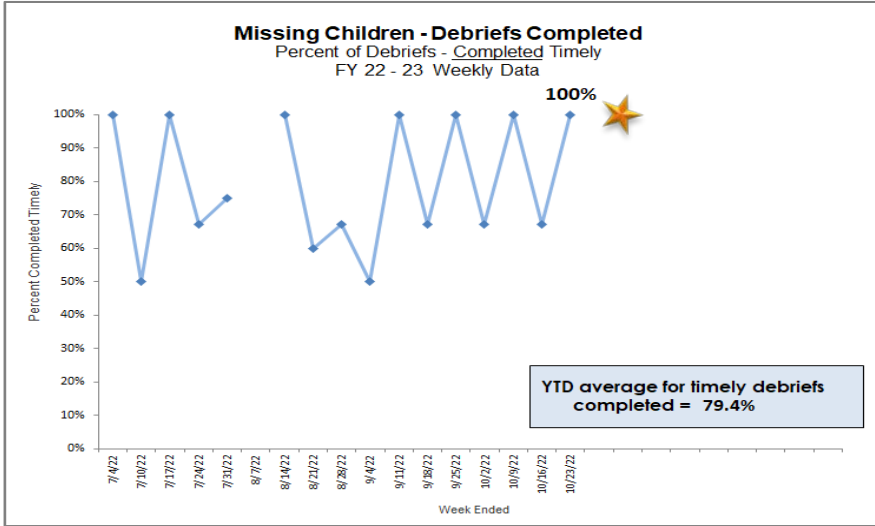
Neighbor To Family - Weekly Census Numbers		
Weekly Data 10/18/22 through 10/24/22		
Referral Type	Number of Families	Number of Children
CPI - Safety Management	0	0
CPI - Family Support	17	35
Specialized - Family Support	8	20
Prevention - Comm. Referral	26	47
Special Conditions Report	3	9
Nurturing Parenting	15	17
<b>NTF - Total Services</b>	<b>69</b>	<b>128</b>



# Missing Children

HFC – DCF Circuit 10 Missing Youth Data as of Reporting Date

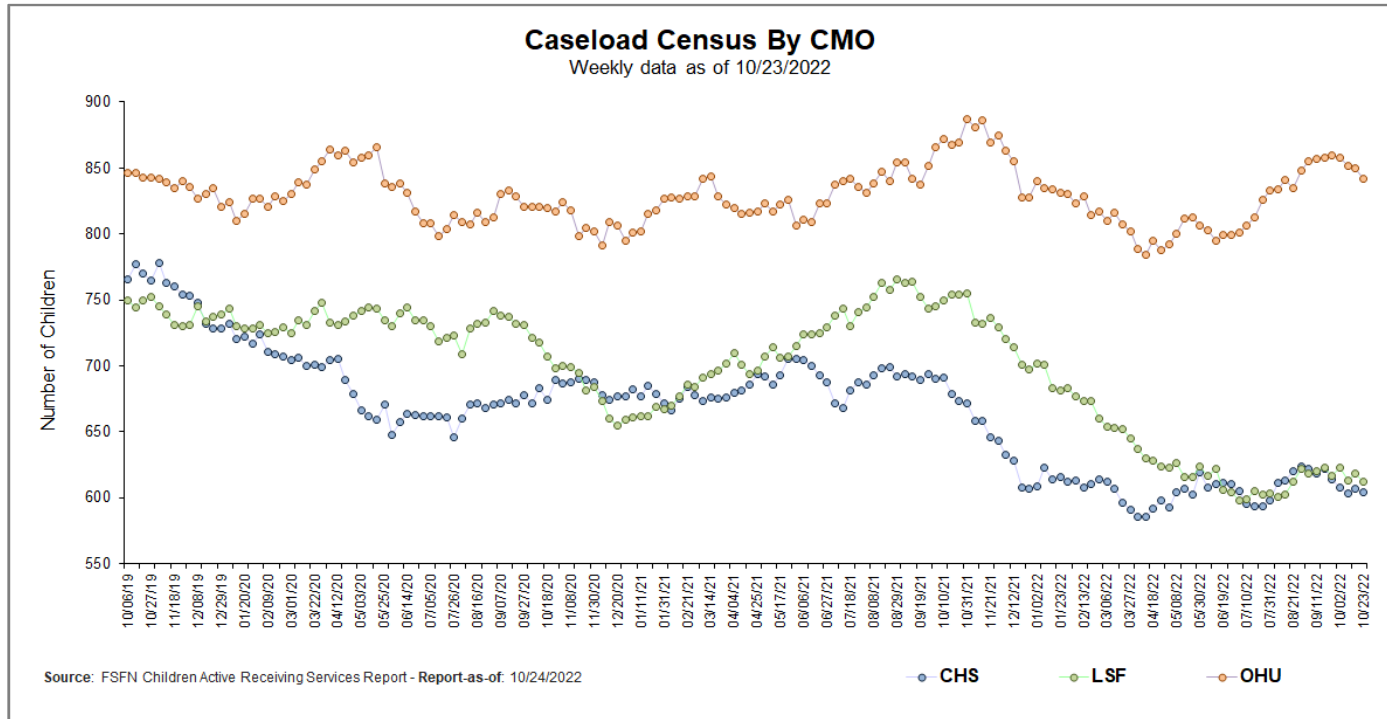
Weekly Data - Week ending 10/23/2022					
	Current Missing	Late Reports	Late ATL	Recoveries	Late Debriefs
CHS	0	0	0	0	0
LSF	1	0	0	1	0
OHU	2	0	0	0	0
CPI	0	0	0	0	0
<b>Total</b>	<b>3</b>	<b>0</b>	<b>0</b>	<b>1</b>	<b>0</b>



# Caseload Census Information

## CBC Services Weekly Caseloads By CMO

Number of Children by CMO Last 6 Reporting Periods						
Agency	9/18/2022	9/25/2022	10/2/2022	10/9/2022	10/16/2022	10/23/2022
CHS	622	614	608	603	607	604
LSF	623	617	623	613	618	612
OHU	858	860	858	852	850	842
<b>HFC Total</b>	<b>2103</b>	<b>2091</b>	<b>2089</b>	<b>2068</b>	<b>2075</b>	<b>2058</b>



# Caseload Census Information

Case Manager Caseload Breakdown by Agency – Data as of 10/16/2022

Count of Case Managers Within a Caseload Range							
CMO	1-5 Children in Caseload	6-15 Children in Caseload	16-24 Children in Caseload	25-29 Children in Caseload	30+ Children in Caseload	Total Case Managers*	Avg # of Children per CM
CHS	1	11	2	0	10	24	25.3
LSF	3	10	4	6	7	30	20.6
OHU	2	12	13	3	8	38	22.4
# of CMs	6	33	19	9	25	92	22.6

Percent of Case Managers That Are at or Under the National Caseload Standard of 15			
CMO	# Case Managers	# with Caseload at 15 or lower	Percent at 15 or lower
CHS	24	12	50.0%
LSF	30	13	43.3%
OHU	38	14	36.8%
HFC	92	39	42.4%

\* Data Excludes Unit Supervisors, Non-ICPC Adoption, FTC Facilitators, IL CMs & Resigned CMs Count

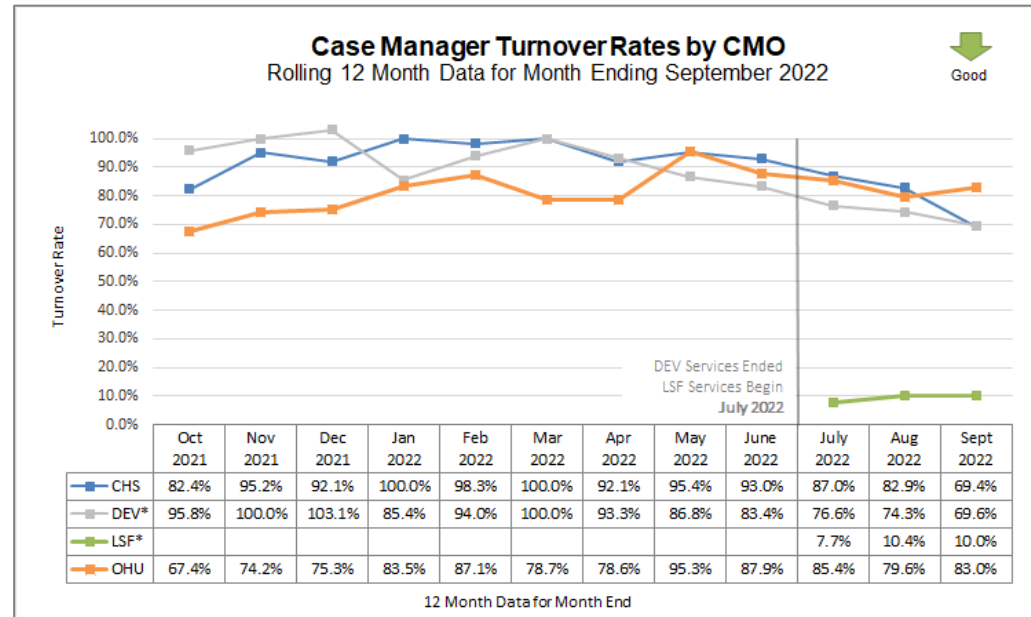
## Case Management Organization Turnover

12 Month Case Manager Turnover Rates by Agency

Employee Turnover Rates By CMO 12 Month Data for Month Ended September 2022		
CMO	Case Manager	Case Manager Supervisor
CHS	69.4%	66.7%
DEV*	69.6%	32.0%
LSF*	10.0%	0.0%
OHU	83.0%	70.0%

7/2/22 - Transition from Devereux to Lutheran Services Florida; the 12-months required for a "Rolling Year Total" has been split between agencies:

- DEV: Oct-21 to Jun-22 (9 months)
- LSF: Jul-22 to Sep-22 (3 months)



## Healthcare Information

Data Entered Into FSFN for Children in Out-of-Home Care

Health Information in FSFN for Children in OHC as of 10/23/22						
Agency	# of Children in OHC	% With a Medical Record in FSFN	% With Medical Service in last 12 Months	% With Dental Service in Last 7 months	% with Immunizations Up to Date	Overall Performance
CHS	425	100.0%	99.1%	94.7%	95.5%	96.4%
LSF	426	100.0%	96.9%	86.4%	98.6%	94.0%
OHU	397	100.0%	98.0%	93.0%	95.2%	95.4%
<b>HFC</b>	<b>1248</b>	<b>100.0%</b>	<b>98.0%</b>	<b>91.3%</b>	<b>96.5%</b>	<b>95.3%</b>

Source: FSFN report "Healthcare Service Information for Children in Out-of-home Care Daily Listing - OCWDRU"




Health Information in FSFN as of 10/23/22				
Agency	# of Missing Medical Records	# of Medical Appointments Needing Update	# of Dental Appointments Needing Update	# of Immunization Needing Update
CHS	0	4	14	19
LSF	0	13	38	6
OHU	0	8	18	19
<b>Total</b>	<b>0</b>	<b>25</b>	<b>70</b>	<b>44</b>

Source: "Healthcare Service Information for OHC - Daily Listing - OCWDRU"

## Scorecard Measures 9 & 10 - Children Receiving Healthcare Services

SM 9 - Percent of children in out-of-home care who have received medical services in the last 12 months – Target = 95.0%

SM 10 - Percent of children in out-of-home care who have received dental services in the last 7 months – Target = 95.0%

Scorecard Measure #9 - 12/31/22 (snapshot) Children Receiving Medical Services Within Last 12 Mths FY 22-23 - 2nd Qtr as of 10/23/22			
Agency	Appointment within last 12 mths	Total Children out-of-home care	Percent Medical Services Received
CHS	421	425	99.1% 
LSF	413	426	96.9% 
OHU	389	397	98.0% 
<b>Total</b>	<b>1223</b>	<b>1248</b>	<b>98.0%</b>

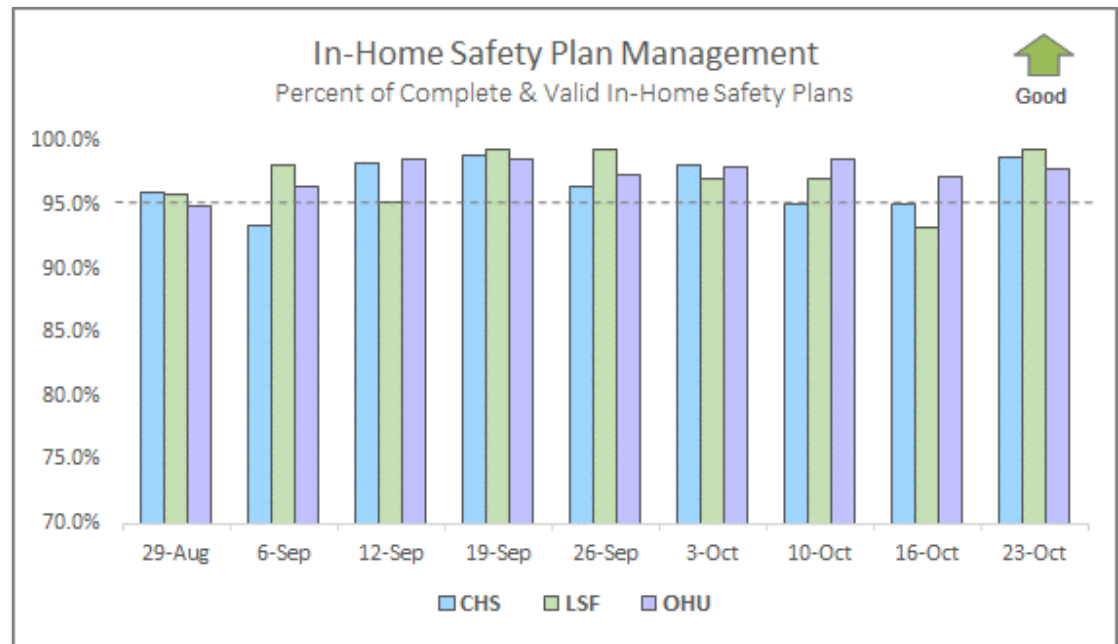
Scorecard Measure #10 - 12/31/22 (snapshot) Children Receiving Dental Services Within Last 7 Mths FY 22-23 - 2nd Qtr as of 10/23/22			
Agency	Appointment within last 7 mths	Total Children out-of-home care	Percent Dental Services Received
CHS	252	266	94.7%
LSF	242	280	86.4%
OHU	240	258	93.0%
<b>Total</b>	<b>734</b>	<b>804</b>	<b>91.3%</b>



## In-Home Safety Plan Management

Percent of Completed In-Home Safety Plans under 180 Effective Days – Target: **95.0%**

In-Home Safety Plan Management				
Percent of <u>Completed</u> In-Home Safety Plans under 180 <u>Effective</u> Days				
Agency	No -or- Expired Safety Plans	Complete & Valid Safety Plans	Total Required Safety Plans	Percentage Complete
CHS	2	153	155	98.7% ★
LSF	1	155	156	99.4% ★
OHU	3	133	136	97.8% ★
<b>HFC Total*</b>	<b>6</b>	<b>441</b>	<b>447</b>	<b>98.66%</b>



Source: FSN Report "Case Management Safety Management Listing", Report-as-of: 10/24/22





## Data Exceptions: Placements

Placement Exceptions by Number of Weeks on List Data-as-of: 10/24/22				
Agency	Greater than 2 weeks	1 - 2 weeks	Less than 1 week	Grand Total
CHS				0
LSF				0
OHU				0
CPI	4	8	21	33
NTF				0
SCARF				0
<b>Total</b>	<b>4</b>	<b>8</b>	<b>21</b>	<b>33</b>

Placement Exceptions Totaled By Agency Last 6 Reporting Periods						
Agency	9/18/2022	9/25/2022	10/2/2022	10/9/2022	10/16/2022	10/24/2022
CHS	0	0	2	0	0	0
LSF	2	0	6	0	0	0
OHU	0	0	1	0	0	0
CPI	17	12	23	23	19	33
NTF	0	1	0	0	0	0
SCARF	0	0	0	0	0	0
<b>Total</b>	<b>19</b>	<b>13</b>	<b>32</b>	<b>23</b>	<b>19</b>	<b>33</b>

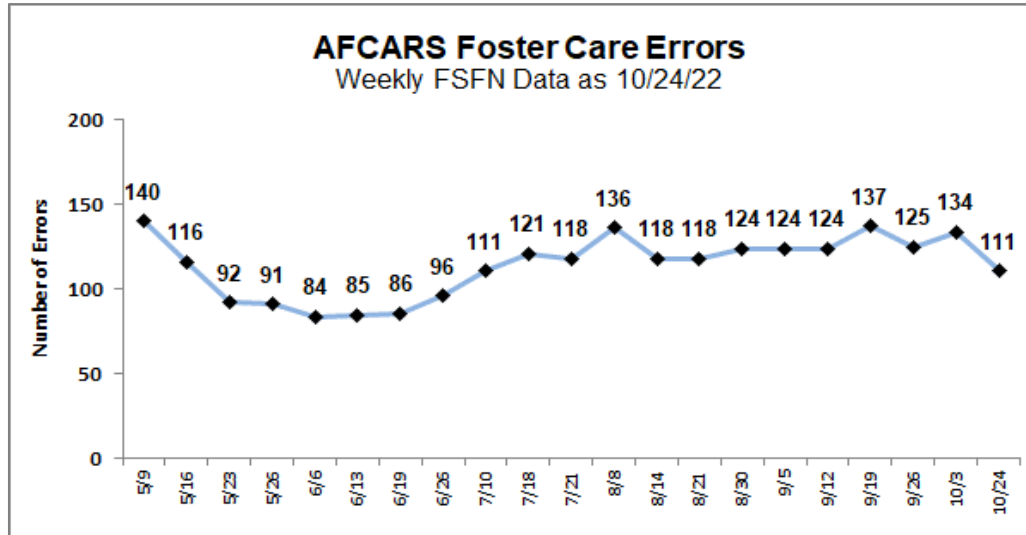
## Child Placement Agreement – Current Errors

Child Placement Agreement Errors Data as of 10/24/2022					
Agency	New CPA Needed	Need to Upload Signed Agreement	Need Supervisor Approval	Need to Close CPA	Total
CHS		1	1		2
LSF	1	3	2		6
OHU			1		1
<b>Total</b>	<b>1</b>	<b>4</b>	<b>4</b>	<b>0</b>	<b>9</b>



## Data Exceptions: AFCARS

Data for Reporting Period: 04/01/22 – 09/30/22



AFCARS Foster Care Report							
Agency	Child Info	Provider	Legal	Mother Married	Transition Errors	Cannot Correct	Total
CHS			1		29	7	37
LSF			2		32	4	38
OHU			4		27	5	36
CPI							0
<b>Total</b>	<b>0</b>	<b>0</b>	<b>7</b>	<b>0</b>	<b>88</b>	<b>16</b>	<b>111</b>

Source : FSN AFCARS Foster Error Report & OCWRDU Rpt-as-of: 10/25/22



## Family Functioning Assessment – Methodology Cases

Timeliness of FFA “Approval” on Methodology Cases, Data-as-of: 10/23/22

FFA-Ongoing Approval & Case Transfer Staffing Date Clean-up Report Compliance tracking for cases entering care with a methodology requirement				
Agency	Not Approved ( 30+ days )	New Child CTS ( w/ active Approval )	New FFA-O Needed ( w/ prior Approval )	Incorrect Approval ( w/ active Approval )
CHS			4	
LSF			4	
OHU			3	
<b>HFC TOTAL</b>	<b>0</b>	<b>0</b>	<b>11</b>	<b>0</b>

### CMO Contract Measure 11 – 1st Quarter

Percent of Active Methodology Cases with an Approved FFA-O Data as of 10/23/22				
Agency	Not Approved	Approved	Grand Total	Percent Approved
CHS	8	304	312	97.4%
LSF	10	302	312	96.8%
OHU	4	252	256	98.4%
<b>HFC Total</b>	<b>22</b>	<b>858</b>	<b>880</b>	<b>97.5%</b>

Percentage of Family Functioning Assessments Approved within 30 days of Case Transfer Staffing 2nd Quarter-to-Date as of 10/23/22			
Agency	Timely ( < 30 Days )	FFA Approvals ( 2nd Qtr )	Completed Timely
CHS	9	9	100.0% ★
LSF	7	8	87.5%
OHU	7	8	87.5%
<b>HFC TOTAL</b>	<b>23</b>	<b>25</b>	<b>92.0%</b>

FY 22-23 Target = 95% or higher



## AWARENESS FOR OCTOBER

October: Safe Sleep Awareness Month, Domestic Violence Awareness Month, National Principal's Month

11<sup>th</sup>/12<sup>th</sup>/13<sup>th</sup> – End of 1<sup>st</sup> 9 week grading period

31<sup>st</sup> – Halloween

## HEALTH RESOURCES

For more COVID information specific to Florida, go to [floridahealthcovid19.gov](https://floridahealthcovid19.gov)

Call Center is available 24/7  
(866) 779-6121 or email  
[COVID-19@flhealth.gov](mailto:COVID-19@flhealth.gov).

For more vaccine information go to  
<https://floridahealthcovid19.gov/covid-19-vaccines-in-florida/>

## SAFETY RESOURCES

### Internet Safety and Tips

NetSmartz Home  
[missingkids.org](https://www.missingkids.org)

Safe Sleep  
[https://www.ounce.org/safe\\_sleep.html](https://www.ounce.org/safe_sleep.html)

Swim Safety Tips  
[mausercontent.com](https://mausercontent.com)

## COMMUNITY RESOURCES

### Housing and Utility Assistance

[www.ourflorida.com](http://www.ourflorida.com)

OUR Florida provides renters who qualify with relief on unpaid bills.

- Do you rent your home?
- Did you lose your job or wages due to COVID-19?
- Are you behind on your rent or facing eviction?
- Did you receive a shutoff notice from your utility?  
YOU MAY BE ELIGIBLE FOR HELP WITH RENT AND UTILITIES BILLS.

### United Way's 211

Call 211

Getting free confidential help for needs such as food, housing, employment, utilities, mental health and much more is just a text, call, or click away.

### Echo Ministries

Help provide tangible needs to children in foster, adoptive, relative and non-relative care.

To Donate: ECHO Distribution Center every Wednesday between 9am to noon at 3625 Century Blvd Unit 1A, Lakeland, FL.

[ECHO Ministries Florida- Foster Care Ministry- Central FL & Beyond](https://www.echoministries.org)

### Find Help (Previously Aunt Bertha)

<https://www.findhelp.org/>  
Find local resources for food, health, housing, employment programs & other community resources in seconds.

### Circuit 10 Children's Mental & Behavioral Health Resources

<https://sites.google.com/view/floridac10/mhbhresources/home>

On this site you will find:

- Heartland for Children's Parent Portal
- MyFloridaMyFamily Community Services
- Florida Mobile Response Team- 24/7 Crisis Assistance
- Florida Statewide Medicaid Managed Care
- Florida Association of Christian Child Caring Agencies
- Florida Network Short-term Residential Programs
- Center for Autism Related Disabilities (CARD)
- National Alliance on Mental Illness
- Post Adoption Support
- Zebra Coalition
- Central FL Behavioral Health Network
- Hope Florida – A Pathway to Prosperity

### Food Distribution Schedule

Polk, Highlands and Hardee Counties

Food Distribution Sites

<https://uwcf.org/initiatives/endhunger/schedule/>

### Healthy Families Florida

Family support and coaching program that helps parents provide the safe and stable environments children need for healthy growth and development.

[Healthy Families Florida - Find a Local Project](https://www.healthyfamiliesfla.org)

### Domestic Violence Services

Peace River Center's Domestic Violence Program provides free, confidential services for individuals affected by domestic violence, sexual assault and human trafficking crimes, their family members and friends in Polk, Hardee and Highlands counties.

### 24-Hour Domestic Violence Crisis Lines

Hardee/Highlands 863.386.1167  
Polk 863.413.2700

Victim Services Office Line  
863.413.2708

Victim Services Office – Polk  
County 1860 South Crystal Lake Drive,  
Lakeland, FL 33801

Victim Services Office –  
Hardee/Highlands Counties  
1570 Lakeview Drive, Sebring, FL  
33870

## HFC EVENTS

### Rudolph Round-Up

- Host a toy drive
- Make a Monetary Donation
- Purchase from Rudolph Toy Registry  
<https://heartlandforchildren.org/rudolph>

HFC's "Let's Talk About it" Podcast where we provide education and resources for family matters in Polk, Highlands and Hardee Counties  
[Apple Podcasts / Anchor / Spotify / YouTube](https://www.heartlandforchildren.org/podcast/)

Hurricane Resources and Relief  
Recovery resources and emergency updates for Polk, Highlands, and Hardee County  
<https://heartlandforchildren.org/huricanerelief>

## POLK COUNTY

### Projecthoco of Polk County

FREE Dresses and Suits for Homecoming  
 Store Dates: Oct-1,8 and 22  
 Time: 11am – 4:00pm  
 3800 US 98 N Lakeland, FL  
 Questions: (863) 802-0777

### Pace Center for Girls

Mission: Pace provides girls and young women an opportunity for a better future through education, counseling, training and advocacy. Currently Accepting Student Application:

Contact: [Jeslynn.Pfeffer@pacecenter.org](mailto:Jeslynn.Pfeffer@pacecenter.org)  
 (863) 688-5596 Ext. 5516

### FREE Health Services

Polk HealthCare Plan and the Florida Department of Health partner to provide free health services to members of the community and provide Polk HealthCare Plan education and enrollment assistance.  
[August Health Services Events](#)

### Bumps and Babies Shower

FREE Event providing Educational resources and supportive services to all Polk County parents, pregnant women and families.  
 Friday, October 28<sup>th</sup> 3pm-6pm  
 UF/IFAS Extension Office/Stuart Center  
 1710 US-17 S  
 Bartow, FL 33830

### Red Ribbon Run

Celebrate Life. Live Drug Free  
 October 29, 2022  
 Lake Mirror – Lakeland  
 7:00am – children  
 Family Fun Run – 8:30am  
[redribbonrun.com](http://redribbonrun.com)

[Lakeland Mom: Kids Activities & Things to Do in Lakeland, FL](#)

## HIGHLANDS COUNTY

### Champion for Children

Provides child abuse and neglect prevention programs and early-intervention services to children and families in Highlands County.

419 East Center Avenue  
 Sebring, FL 33870  
 Office: (863) 382-2905

<https://www.championforchildren.org/>

### Children's Museum of the Highlands

Hands on Learning for Ages 1-12  
 Cost: \$8/per person (ages 1+) for all day play.  
 219 N Ridgewood Dr.  
 Sebring, Florida  
 (863) 451-5385  
 (contact museum for updated hours)

### Sebring Rundown

Highlands County Fall Festivals  
[Fall Festivals – Sebring Rundown](#)

## HARDEE COUNTY

### Hardee Help Center

A Christ-centered community service organization bringing hope & healing to Hardee County families in difficult seasons of life.

713 E Bay Street Wauchula, FL 33873  
[info@hardeehelpcenter.com](mailto:info@hardeehelpcenter.com)  
 Tel: 863-773-0034

### Main Street Wauchula Fall Festival

October 29<sup>th</sup> 4pm-7pm  
 Costume Competition at 5:30pm  
 Heritage Park  
 209 W. Main Street  
 Wauchula, FL 33873

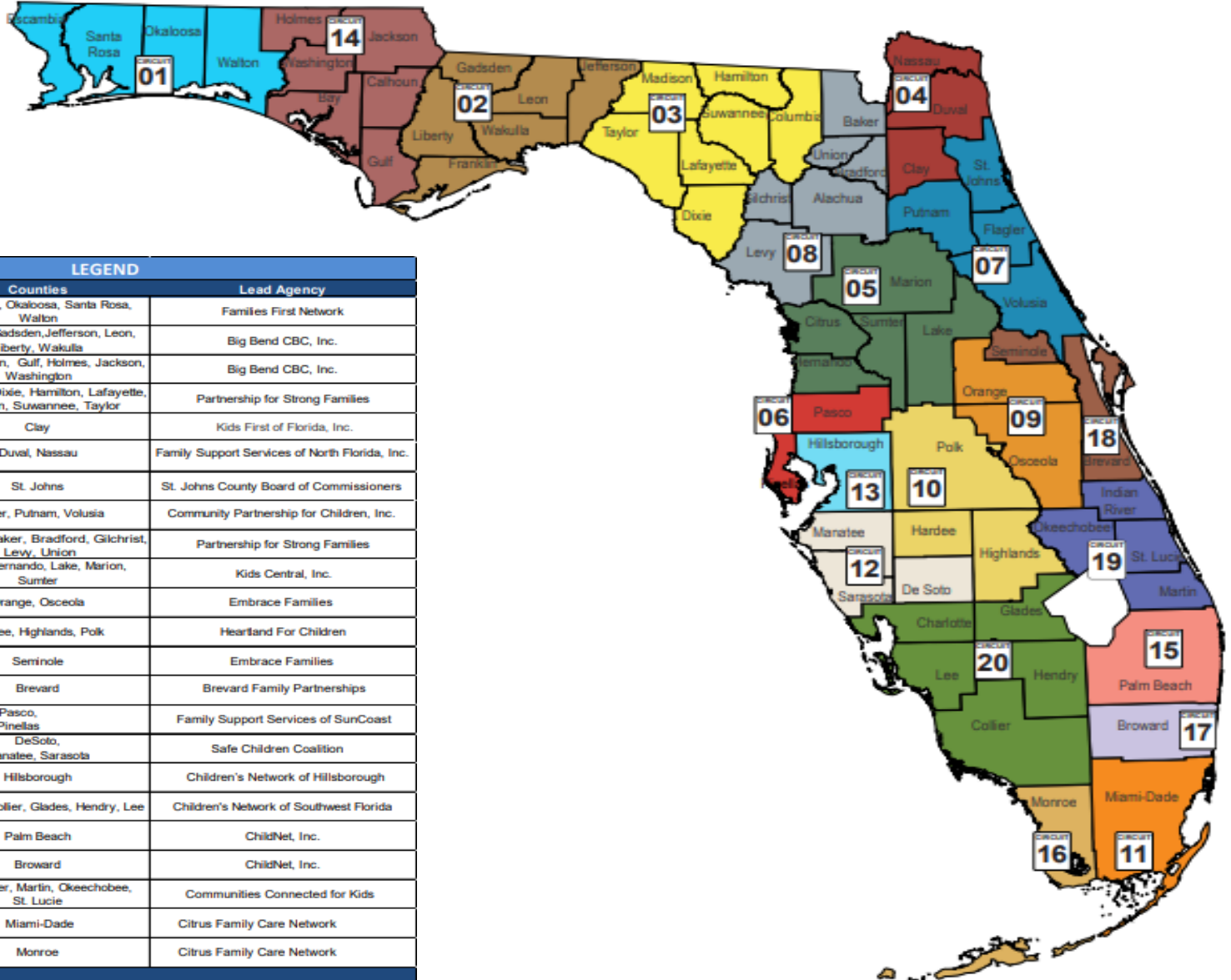
### Visit Hardee

Website for upcoming events, community Updates and resources  
[Events – VISIT HARDEE](#)



For additional resources and county events, check out our most recent Parent's Corner Newsletter.

# Community Based Care Lead Agency Map



LEGEND			
Circuit	Region	Counties	Lead Agency
1	Northwest	Escambia, Okaloosa, Santa Rosa, Walton	Families First Network
2		Franklin, Gadsden, Jefferson, Leon, Liberty, Wakulla	Big Bend CBC, Inc.
14		Bay, Calhoun, Gulf, Holmes, Jackson, Washington	Big Bend CBC, Inc.
3	Northeast	Columbia, Dixie, Hamilton, Lafayette, Madison, Suwannee, Taylor	Partnership for Strong Families
4		Clay	Kids First of Florida, Inc.
4		Duval, Nassau	Family Support Services of North Florida, Inc.
7		St. Johns	St. Johns County Board of Commissioners
7		Flagler, Putnam, Volusia	Community Partnership for Children, Inc.
8	Central	Alachua, Baker, Bradford, Gilchrist, Levy, Union	Partnership for Strong Families
5		Citrus, Hernando, Lake, Marion, Sumter	Kids Central, Inc.
9		Orange, Osceola	Embrace Families
10		Hardee, Highlands, Polk	Hearthand For Children
18	SunCoast	Seminole	Embrace Families
18		Brevard	Brevard Family Partnerships
6		Pasco, Pinellas	Family Support Services of SunCoast
12	SunCoast	DeSoto, Manatee, Sarasota	Safe Children Coalition
13		Hillsborough	Children's Network of Hillsborough
20		Charlotte, Collier, Glades, Hendry, Lee	Children's Network of Southwest Florida
15	Southeast	Palm Beach	ChildNet, Inc.
17		Broward	ChildNet, Inc.
19	Southern	Indian River, Martin, Okeechobee, St. Lucie	Communities Connected for Kids
11		Miami-Dade	Citrus Family Care Network
16		Monroe	Citrus Family Care Network