



Community Based Care: Hardee, Highlands & Polk Counties

**CBC Performance and Quality Improvement Meeting**  
Data for Week Ended Sunday, November 20, 2022

No Meeting This Week



# Community Based Care Lead Agency Scorecard

## FY 22-23, 1st Quarter: July 01, 2022 to September 30, 2022

CBC Lead Agency Scorecard Performance Table	Safety				Permanency				Well-Being			
Measures	1. Rate of Abuse per 100,000 days while in foster care.	2. Percent of children who are not neglected or abused during in-home services.	3. Children who are not neglected or abused after closure of services.	4. Children under supervision who are seen every 30 days.	5. Children exiting foster care to a permanent home within 12 months of entering care.	6. Children achieving permanency in 12 months for children in foster care 12 to 23 months.	7. Children who do not re-enter foster care within 12 months of moving to a permanent home.	8. Children's placement moves per 1,000 days in foster care.	9. Children in out-of-home care who have received medical services in the last 12 months.	10. Children in out-of-home care who received dental services within the last 7 months.	11. Young adults in foster care at age 18 that have completed or are enrolled in secondary education.	12. Children placed with all of their siblings who are in out of home care.
Standard	8.5	95.0%	95.0%	99.5%	40.5%	43.6%	91.7%	4.12	95.0%	95.0%	80.0%	65.0%
Reporting Period	07/01/21 to 06/30/22	07/01/21 to 06/30/22	01/01/21 to 12/31/21	10/01/21 to 09/30/22	10/01/20 to 09/30/21	10/01/21	10/01/19 to 09/30/20	10/01/21 to 09/30/22	09/30/22	09/30/22	10/01/21 to 09/30/22	09/30/22
Brevard Family Partnership	7.38	94.6%	96.6%	99.7%	33.5%	53.0%	94.6%	3.71	97.0%	90.6%	95.8%	57.0%
ChildNet - Broward	8.60	96.8%	96.1%	99.7%	32.1%	51.9%	80.6%	3.67	96.2%	88.0%	83.6%	65.4%
ChildNet - Palm Beach	10.42	95.7%	95.7%	99.6%	32.3%	61.7%	92.8%	3.47	97.4%	89.9%	57.1%	59.8%
Children's Network of SW Florida	7.00	97.3%	97.0%	99.9%	33.0%	57.1%	95.1%	4.94	96.3%	95.4%	90.2%	58.9%
Children's Network-Hillsborough	7.42	96.1%	97.0%	98.0%	27.1%	32.1%	94.0%	7.24	86.1%	65.5%	61.0%	57.3%
Citrus Health Network	2.82	95.6%	99.1%	99.6%	27.5%	43.6%	93.8%	3.22	97.3%	96.6%	94.8%	60.2%
Communities Connected for Kids	8.13	94.6%	97.5%	99.7%	45.4%	76.6%	92.2%	3.27	97.9%	89.9%	82.6%	58.0%
Community Partnership for Childr.	5.54	94.1%	97.2%	99.4%	24.4%	52.6%	86.6%	4.26	94.7%	71.1%	87.5%	61.3%
Embrace Families	8.45	94.3%	97.4%	97.9%	29.7%	46.5%	90.7%	6.51	60.4%	39.1%	83.3%	59.0%
Families First Network	9.34	95.1%	97.4%	99.6%	24.4%	41.0%	89.6%	7.36	94.5%	87.5%	79.4%	59.1%
Family Integrity Program	2.24	96.1%	96.8%	99.8%	49.1%	87.9%	93.0%	3.25	100.0%	97.8%	75.0%	61.1%
Family Support Services North Fla	5.33	96.5%	96.9%	99.8%	33.4%	63.3%	83.1%	5.29	96.9%	91.9%	96.8%	56.4%
FSS Suncoast	8.49	93.8%	96.2%	97.0%	25.5%	40.9%	93.3%	5.99	78.0%	54.2%	89.4%	61.5%
<b>Heartland For Children</b>	<b>8.82</b>	<b>95.0%</b>	<b>97.6%</b>	<b>99.8%</b>	<b>35.5%</b>	<b>43.7%</b>	<b>92.3%</b>	<b>3.50</b>	<b>97.8%</b>	<b>92.4%</b>	<b>96.8%</b>	<b>58.7%</b>
Kids Central, Inc.	4.96	95.6%	97.0%	99.1%	31.6%	38.0%	87.8%	7.17	82.6%	62.3%	77.1%	65.1%
Kids First of Florida, Inc.	4.74	98.8%	94.9%	96.5%	32.1%	46.1%	86.0%	4.32	89.3%	60.9%	60.0%	63.3%
Northwest Florida Health Network	6.86	96.3%	97.0%	99.6%	28.9%	51.0%	91.8%	5.53	91.2%	89.5%	82.7%	61.7%
Partnership for Strong Families	5.82	97.5%	97.8%	99.9%	23.3%	56.9%	94.3%	5.28	87.2%	62.7%	92.5%	55.3%
Safe Children Coalition	5.88	97.3%	94.7%	99.4%	38.9%	44.6%	91.7%	4.66	97.6%	84.6%	72.0%	64.3%
<b>Statewide</b>	<b>7.20</b>	<b>95.7%</b>	<b>96.7%</b>	<b>98.8%</b>	<b>30.6%</b>	<b>47.8%</b>	<b>90.7%</b>	<b>5.27</b>	<b>87.9%</b>	<b>74.6%</b>	<b>81.8%</b>	<b>60.2%</b>
Red Zone	8.85	92.9%	92.9%	98.9%	36.3%	39.2%	90.8%	4.54	89.9%	89.9%	69.9%	60.0%



## Scorecard Measure 4 – Children Seen Every Thirty Days

SM04 - Percent of children under supervision who are required to be seen every 30 days – Target = 99.5%

<b>Scorecard Measure #4 - Children Under Supervision Who Are Seen Every Thirty Days</b>		
<b>Supervision between 11/01/22 - 11/30/22</b>		
<b>Agency</b>	<b># of Children <u>Not</u> seen in 30 days</b>	<b>% of Children seen timely</b>
CHS	<b>3</b>	99.97%
LSF	<b>4</b>	99.94%
OHU	<b>7</b>	99.86%
<b>Total</b>	<b>14</b>	<b>99.91%</b>
<i>Source: "Children Under Supervision Who Are Seen Every Thirty Days - Report #1144" Data-as-of: 11/20/22</i>		



## Monthly Birth Parent Contacts

Target = 70% Mothers and 50% Fathers - seen monthly

Birth Parent Contact Completed							
11/01/22 to 11/30/22							
AGENCY	# Moms Required	# Moms Completed	Mom % Completed	# Dads Required	# Dads Completed	Dad % Completed	Combined Average
CHS	211	37	17.5%	133	3	2.3%	9.9%
LSF	202	50	24.8%	145	20	13.8%	19.3%
OHU	170	41	24.1%	117	22	18.8%	21.5%
<b>TOTAL</b>	<b>583</b>	<b>128</b>	<b>22.0%</b>	<b>395</b>	<b>45</b>	<b>11.4%</b>	<b>16.7%</b>

### Mother Contact

Green: 70% or above, Yellow: 69% - 60%, Red: 59% or less

### Father Contact

Green: 50% or above, Yellow: 49% - 40%, Red: 39% or less

Source: FSFN Data Warehouse – Ad Hoc Report; Data-as-of: 11/14/22




## Scorecard Measures 5 & 6 - Children Achieving Permanency

SM05 - Percent of children exiting care to a permanent home within 12 months of entering care – Target = 40.5%


SM06 - Percent of children exiting care to a permanent home for children in care 12-23 months – Target = 43.6%

Reunifications Entered into FSFN: Week of 11/14/22 thru 11/20/22			
Agency	Timely	Un-Timely	Total
CHS	4	1	5
LSF	2	1	3
OHU	1	3	4
<b>Total</b>	<b>7</b>	<b>5</b>	<b>12</b>

Service Availabilities Service Snapshot of Availability as of 11/07/22	
Youth Villages	Peace River Home-to-Stay
3 – Polk	5 – Polk 0 – Highlands / Hardee

Scorecard Measure #5 - 01/01/21 to 12/31/21 Children Achieving Permanency within 0-12 Mths FY 22-23 - 2nd Qtr as of 11/20/22			
Agency	Permanency within 12 mths	Total Children out-of-home care	Percent Timely Reunification
CHS	79	245	32.2%
LSF	73	273	26.7%
OHU	109	262	41.6% 
<b>HFC Total</b>	<b>261</b>	<b>780</b>	<b>33.46%</b>

SM05 - Percentage to reach Yellow = 36.5%

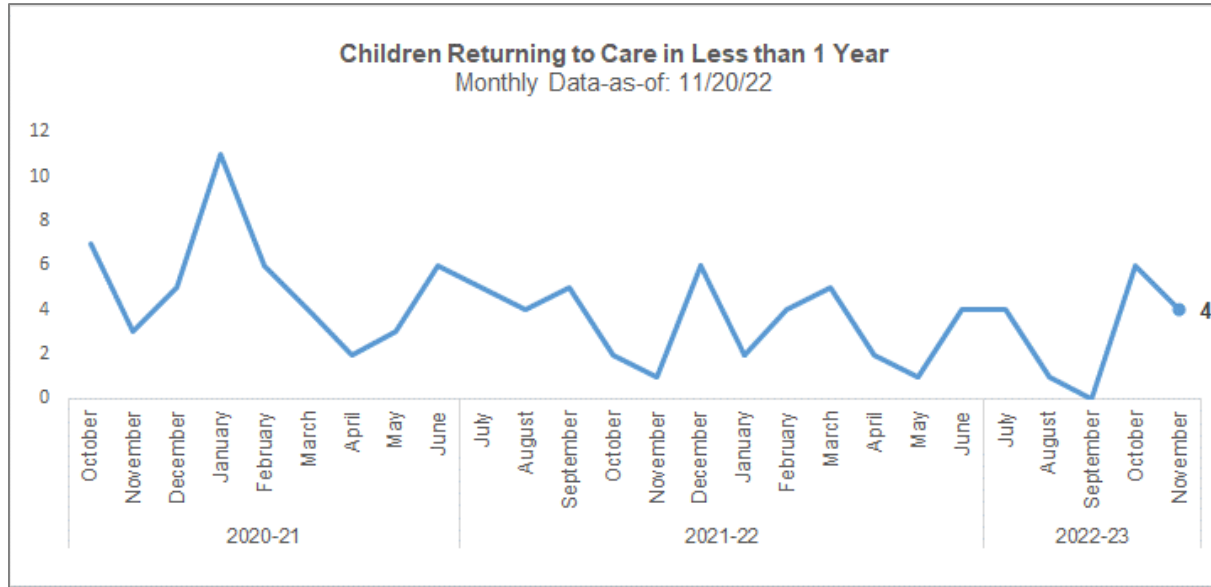
Scorecard Measure #6 - 01/01/22 Children Achieving Permanency within 12-23 Mths FY 22-23 - 2nd Qtr as of 11/20/22			
Agency	Permanency within 12-23 mths	Total Children LOS 12-23 mths	Percent Timely Reunification
CHS	41	106	38.7%
LSF	67	137	48.9% 
OHU	34	82	41.5%
<b>HFC Total</b>	<b>142</b>	<b>325</b>	<b>43.7%</b>

SM06 - Percentage to reach Yellow = 39.4%



# Children Returning to Care

Number of Children in a Recent Removal Episode Who Have Had a Prior Removal



Removal Episodes for Children with a Prior Removal								
Removals entered into FSFN between 11/14/22 - 11/20/22								
Current Agency	Current Removal Date	Prior Unit	Prior Removal	Prior Discharge	Length of Stay (months)	Length from Prior Discharge (months)	LOR Range	SM07 Cohort
CHS	11/2/2022	141852-CHSFL	7/9/2019	1/7/2020	6	33	1.0 - 2.9 yrs	N

Source: FSFN Data Warehouse Ad Hoc Report, Data-as-of: 11/20/22

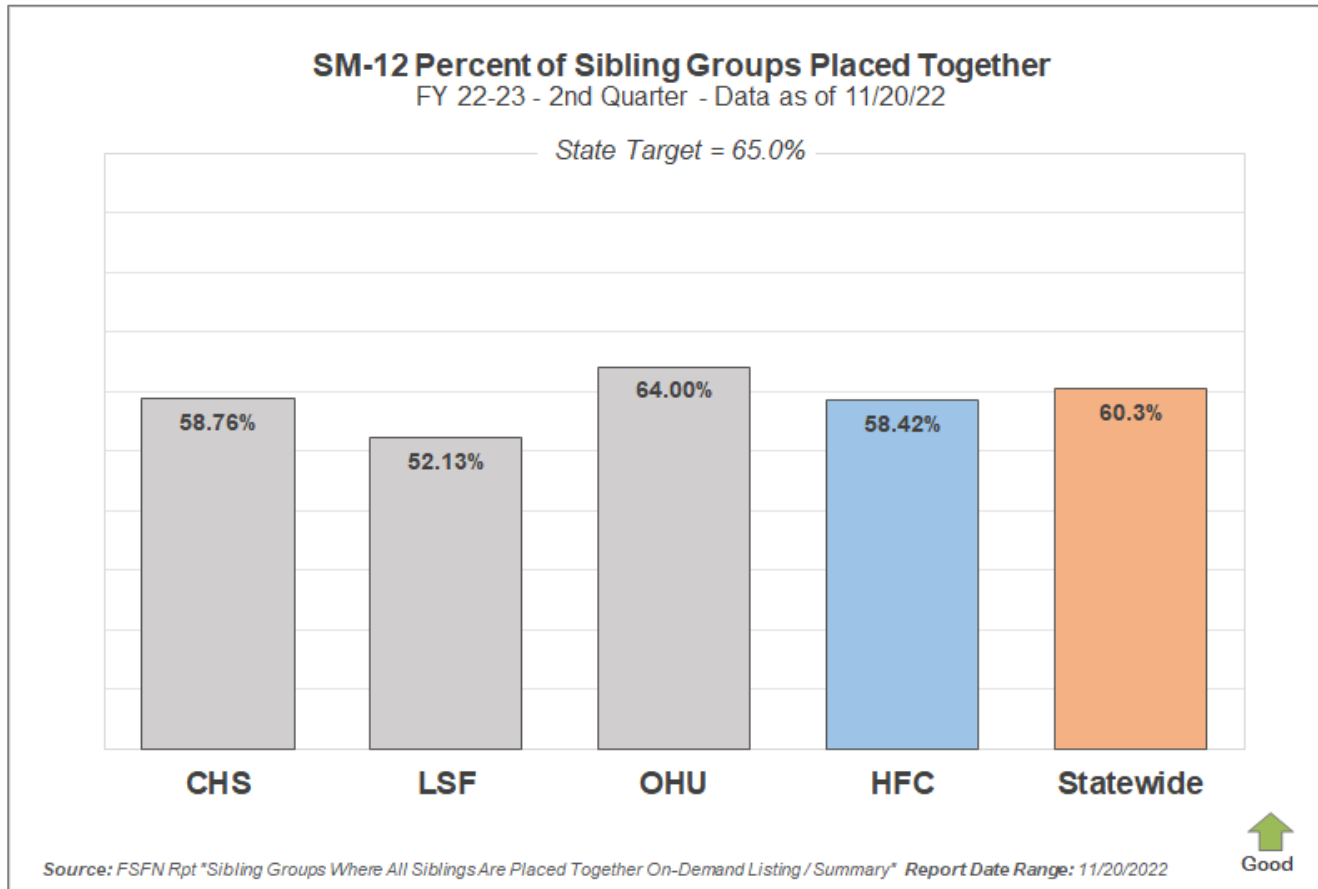


## Scorecard Measure 12 – Separated Siblings

SM12 - Percentage of siblings groups in out-of-home care where all siblings are placed together – **Target = 65.0%**

SM12 - Percent of Sibling Groups Placed Together			
Agency	Number of Cases w/ Siblings Together	Total Cases Sibling Groups	Percent of Siblings Placed Together
CHS	57	97	58.76%
LSF	49	94	52.13%
OHU	64	100	64.00%
HFC	170	291	58.42%

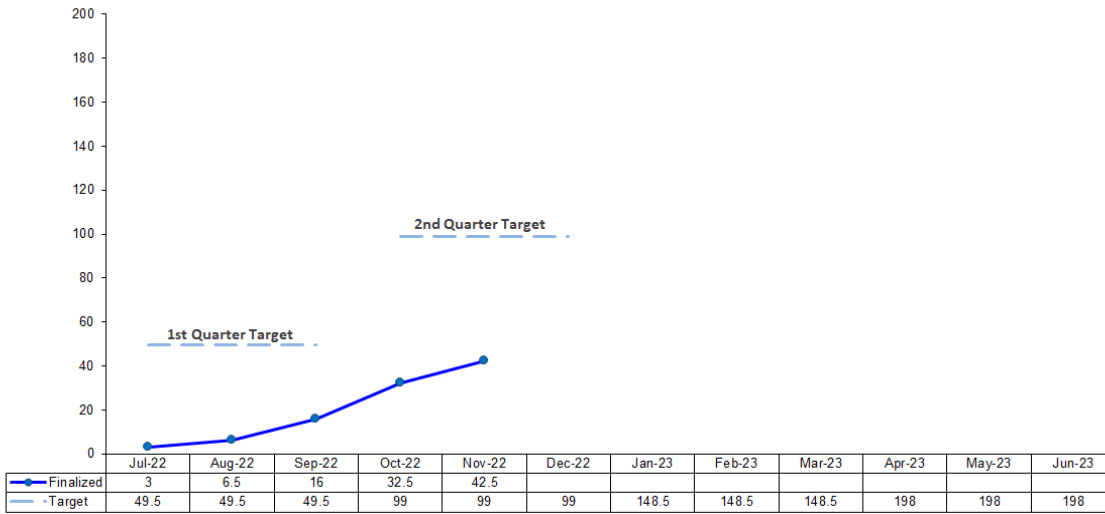
Number of sibling groups to achieve SM12 target – 20 Sibling Groups



# Adoption Finalizations

Percent of Adoptions Finalized with 24 Months of Removal & Percent of Adoption Goal Met

## Heartland for Children - DCF Circuit 10 Adoption Finalizations for FY 22-23



Source: HFC Adoption Database; Data-as-of: November 21, 2022

FY 22-23 Target = 198

### Upcoming Finalization Dates

December 07, 2022

December 14, 2022

### Adoption Finalizations

FY 22-23 - 2nd Quarter as of 11/21/22

CMO	Subsidy Files Submitted	Finalized Adoptions	Quarter Target	Quarter Target Met
CHS	3	7.5	29	25.9%
LSF	1	11.5	25	46.0%
OHU	2	7.5	31	24.2%
<b>Total</b>	<b>6</b>	<b>26.5</b>	<b>85</b>	<b>31.2%</b>

### Adoption Finalizations

Total Fiscal Year-to-Date

Total Finalized	HFC Target	% Met	% w/in 24 Mths
42.5	198	21.5%	24.1%





# Children's Legal Services- Shelter Report

CLS Weekly Shelter Report FY 2022-23 as of November 21, 2022

CLS WEEKLY SHELTER REPORT - FY 2022-2023														22/23	21/22
	JUL	AUG	SEP	OCT	NOV	DEC	JAN	FEB	MAR	APR	MAY	JUN	Totals	Totals	
<b># of Shelter Hearings</b>															
Polk	29	24	18	34	9								114	315	
Highlands	5	3	2	3	4								17	44	
Hardee	0	0	1	0	1								2	23	
<b>Total</b>	<b>34</b>	<b>27</b>	<b>21</b>	<b>37</b>	<b>14</b>								<b>133</b>	<b>379</b>	
<b># Children Removed</b>															
Polk	50	55	29	73	27								234	551	
Highlands	8	9	7	3	9								36	71	
Hardee	0	0	5	0	2								7	43	
<b>Total</b>	<b>58</b>	<b>64</b>	<b>41</b>	<b>76</b>	<b>38</b>								<b>277</b>	<b>656</b>	
<b>Total Children Denied Shelter</b>															
Polk	0	0	0	0	0								0	0	
Highlands	0	0	0	0	0								0	0	
Hardee	0	0	0	0	0								0	0	
<b>Total</b>	<b>0</b>	<b>0</b>	<b>0</b>	<b>0</b>	<b>0</b>								<b>0</b>	<b>0</b>	
<b># Children Placed with Relative</b>															
Polk	28	43	18	31	18								138	285	
Highlands	5	6	5	2	8								26	55	
Hardee	0	0	5	0	2								7	26	
<b>Total</b>	<b>33</b>	<b>49</b>	<b>28</b>	<b>33</b>	<b>28</b>								<b>171</b>	<b>357</b>	
<b># Children Placed with Non Relative</b>															
Polk	5	10	4	22	4								45	80	
Highlands	0	0	2	0	0								2	6	
Hardee	0	0	0	0	0								0	3	
<b>Total</b>	<b>5</b>	<b>10</b>	<b>6</b>	<b>22</b>	<b>4</b>								<b>47</b>	<b>89</b>	
<b># Children Placed with Fictive Kin</b>															
Polk	1	0	0	0	0								1	6	
Highlands	0	0	0	0	0								0	1	
Hardee	0	0	0	0	0								0	1	
<b>Total</b>	<b>1</b>	<b>0</b>	<b>0</b>	<b>0</b>	<b>0</b>								<b>1</b>	<b>8</b>	
<b># Children Placed in Foster Care</b>															
Polk	16	2	7	20	5								50	180	
Highlands	3	3	0	1	1								8	11	
Hardee	0	0	0	0	0								0	11	
<b>Total</b>	<b>19</b>	<b>5</b>	<b>7</b>	<b>21</b>	<b>6</b>								<b>58</b>	<b>202</b>	

% of Children Sheltered Placed in Foster Care Data as of 11/21/22			
Month	20-21	21-22	22-23
Jul	28.6%	22.1%	32.8%
Aug	21.9%	43.5%	7.8%
Sep	27.3%	28.2%	17.1%
Oct	22.4%	28.9%	27.6%
Nov	20.4%	36.8%	15.8%
Dec	24.5%	19.4%	
Jan	25.0%	48.8%	
Feb	20.5%	15.6%	
Mar	21.7%	47.2%	
Apr	17.5%	26.9%	
May	23.4%	27.5%	
Jun	38.5%	32.4%	
<b>FY Total</b>	<b>24.9%</b>	<b>30.8%</b>	<b>20.9%</b>

Shelter Count for the Week of November 15 - November 21, 2022			
	Polk	Highlands	Hardee
Shelters	4	1	1
Children Removed	5	3	2
Placed w/ a Relative	2	3	2
Placed w/a Non-Rel	1	0	0
Placed w/a Fictive Kin	0	0	0
Placed in Foster Care	2	0	0



# Case Transfer Staffing Data

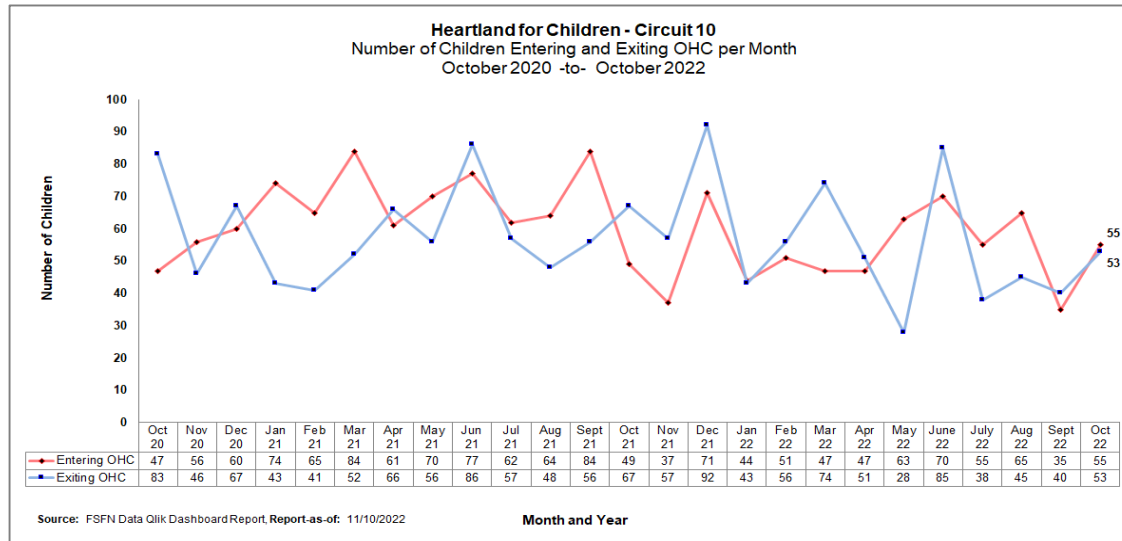
Case Transfer Data For Fiscal Year July 1, 2022 – June 30, 2023 - Data as of 11/18/22

	JUL	AUG	SEP	OCT	NOV	DEC	JAN	FEB	MAR	APR	MAY	JUN	22-23 Totals	21-22 Totals
<b>Number of Children</b>														
CHS	32	32	19	17	19								119	358
LSF	36	34	20	38	34								162	355
OHU Polk	12	18	13	7	12								62	147
One Hope	37	49	40	30	38								194	503
<b>Total</b>	<b>117</b>	<b>133</b>	<b>92</b>	<b>92</b>	<b>103</b>								<b>537</b>	<b>1363</b>
<b>Out of Home Care</b>														
CHS	19	19	16	13	16								83	200
LSF	17	15	15	24	23								94	188
OHU Polk	8	9	12	7	9								45	103
One Hope	12	8	12	6	13								51	113
<b>Total</b>	<b>56</b>	<b>51</b>	<b>55</b>	<b>50</b>	<b>61</b>								<b>273</b>	<b>604</b>
<b>In - Home Judicial</b>														
CHS	5	0	0	0	0								5	4
LSF	2	1	0	2	0								5	16
OHU Polk	0	0	0	0	0								0	2
One Hope	0	2	0	0	0								2	6
<b>Total</b>	<b>7</b>	<b>3</b>	<b>0</b>	<b>2</b>	<b>0</b>								<b>12</b>	<b>28</b>

	JUL	AUG	SEP	OCT	NOV	DEC	JAN	FEB	MAR	APR	MAY	JUN	22-23 Totals	21-22 Totals
<b>Non-Judicial In - Home Services</b>														
CHS	6	8	3	3	3								23	116
LSF	10	10	5	8	8								41	95
OHU Polk	4	9	1	0	1								15	31
One Hope	3	3	0	3	12								21	35
<b>Total</b>	<b>23</b>	<b>30</b>	<b>9</b>	<b>14</b>	<b>24</b>								<b>100</b>	<b>277</b>
<b>OCS / ICPC Courtesy Supervision</b>														
CHS	0	0	0	0	0								0	0
LSF	0	0	0	0	0								0	0
OHU Polk	0	0	0	0	0								0	0
One Hope	22	29	28	21	13								113	338
<b>Total</b>	<b>22</b>	<b>29</b>	<b>28</b>	<b>21</b>	<b>13</b>								<b>113</b>	<b>338</b>
<b>Reinstatement of Protective Services Supervision (Notice of Hearings)</b>														
CHS	0	3	0	0	0								3	17
LSF	5	6	0	4	3								18	46
OHU Polk	0	0	0	0	0								0	2
One Hope	0	4	0	0	0								4	0
<b>Total</b>	<b>5</b>	<b>13</b>	<b>0</b>	<b>4</b>	<b>3</b>								<b>25</b>	<b>65</b>

# Children Entering & Exiting Care

Number of Children Entering and Exiting Out-of-Home Care per Month

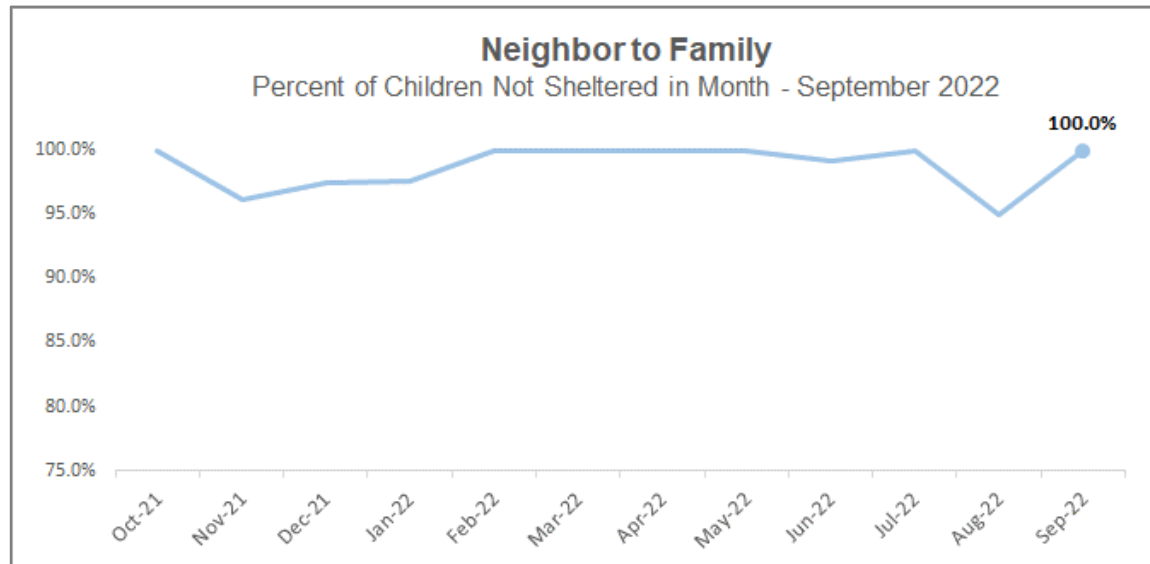




## Neighbor to Family – Weekly & Monthly Census

22-23 Fiscal Year to Month - Percentage of Children Not Sheltered: **97.4%**

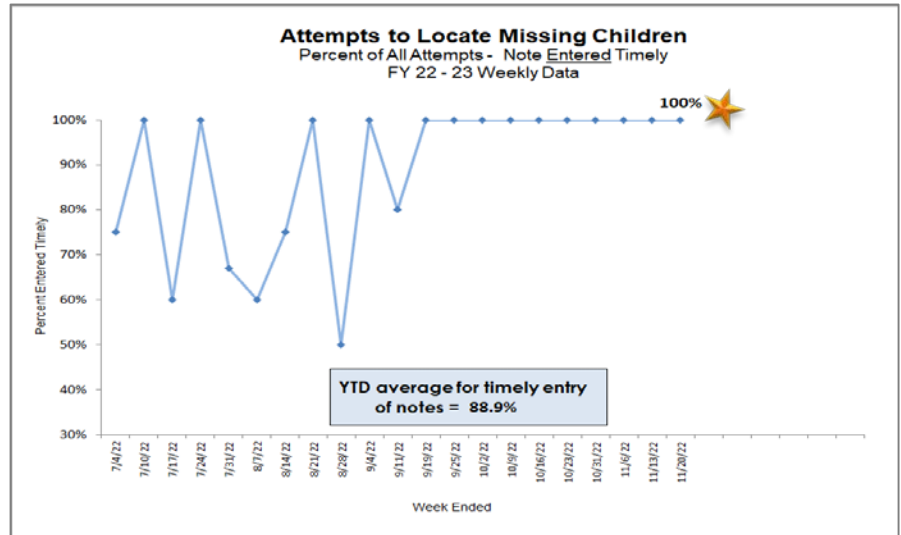
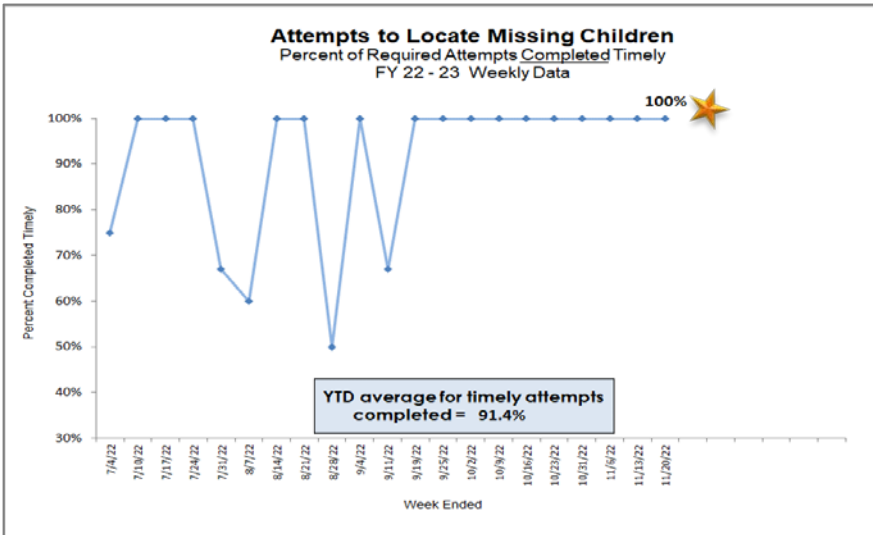
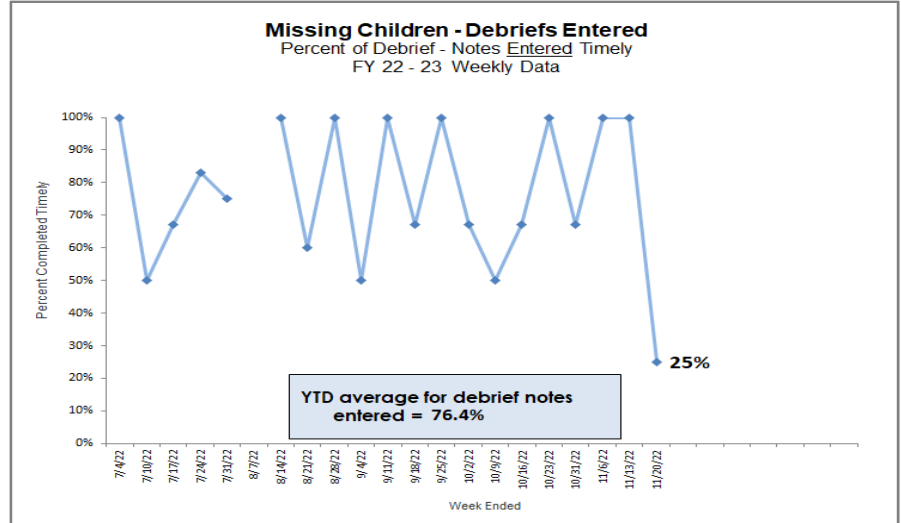
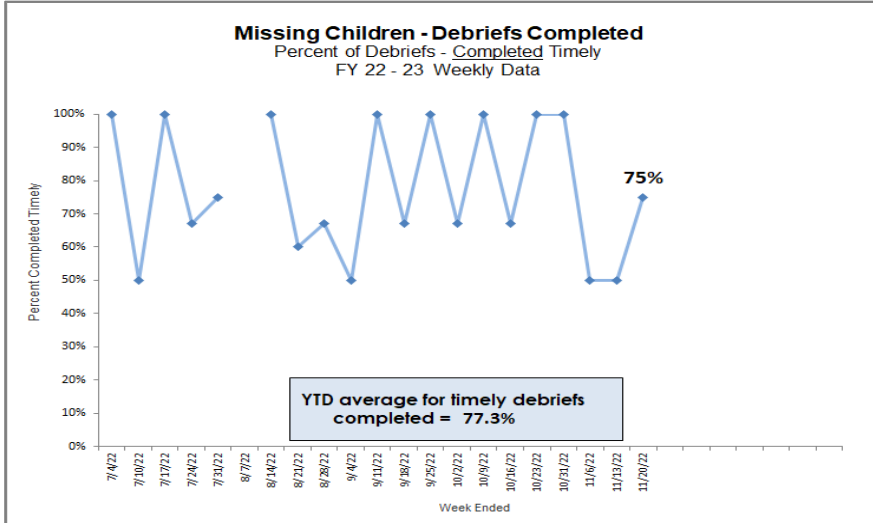
Neighbor To Family - Weekly Census Numbers		
Weekly Data 11/15/22 through 11/21/22		
Referral Type	Number of Families	Number of Children
CPI - Safety Management	0	0
CPI - Family Support	18	54
Specialized - Family Support	10	23
Prevention - Comm. Referral	24	41
Special Conditions Report	2	8
Nurturing Parenting	15	21
<b>NTF - Total Services</b>	<b>69</b>	<b>147</b>



# Missing Children

HFC – DCF Circuit 10 Missing Youth Data as of Reporting Date

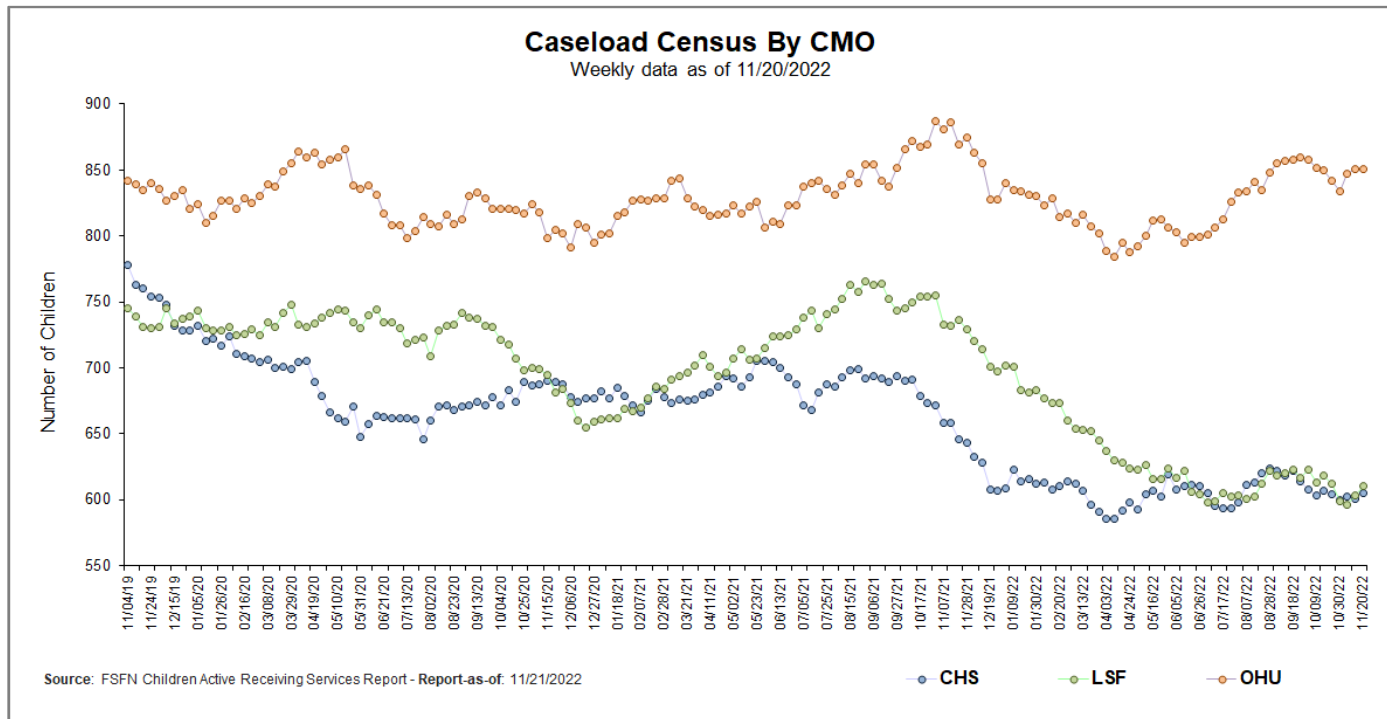
Weekly Data - Week ending 11/20/2022					
	Current Missing	Late Reports	Late ATL	Recoveries	Late Debriefs
CHS	0	0	0	1	0
LSF	2	0	0	0	0
OHU	2	1	0	2	1
CPI	0	0	0	0	0
<b>Total</b>	<b>4</b>	<b>1</b>	<b>0</b>	<b>3</b>	<b>0</b>



# Caseload Census Information

## CBC Services Weekly Caseloads By CMO

Number of Children by CMO Last 6 Reporting Periods						
Agency	10/16/2022	10/23/2022	10/30/2022	11/6/2022	11/13/2022	11/20/2022
CHS	607	604	600	602	601	605
LSF	618	612	599	596	603	610
OHU	850	842	834	847	851	851
<b>HFC Total</b>	<b>2075</b>	<b>2058</b>	<b>2033</b>	<b>2045</b>	<b>2055</b>	<b>2066</b>



# Caseload Census Information

Case Manager Caseload Breakdown by Agency – Data as of 11/13/2022

Count of Case Managers Within a Caseload Range							
CMO	1-5 Children in Caseload	6-15 Children in Caseload	16-24 Children in Caseload	25-29 Children in Caseload	30+ Children in Caseload	Total Case Managers*	Avg # of Children per CM
CHS	0	9	2	1	10	22	27.3
LSF	1	10	6	9	3	29	20.8
OHU	2	6	15	7	6	36	23.6
# of CMs	3	25	23	17	19	87	23.6

Percent of Case Managers That Are at or Under the National Caseload Standard of 15			
CMO	# Case Managers	# with Caseload at 15 or lower	Percent at 15 or lower
CHS	22	9	40.9%
LSF	29	11	37.9%
OHU	36	8	22.2%
HFC	87	28	32.2%

\* Data Excludes Unit Supervisors, Non-ICPC Adoption, FTC Facilitators, IL CMs & Resigned CMs Count

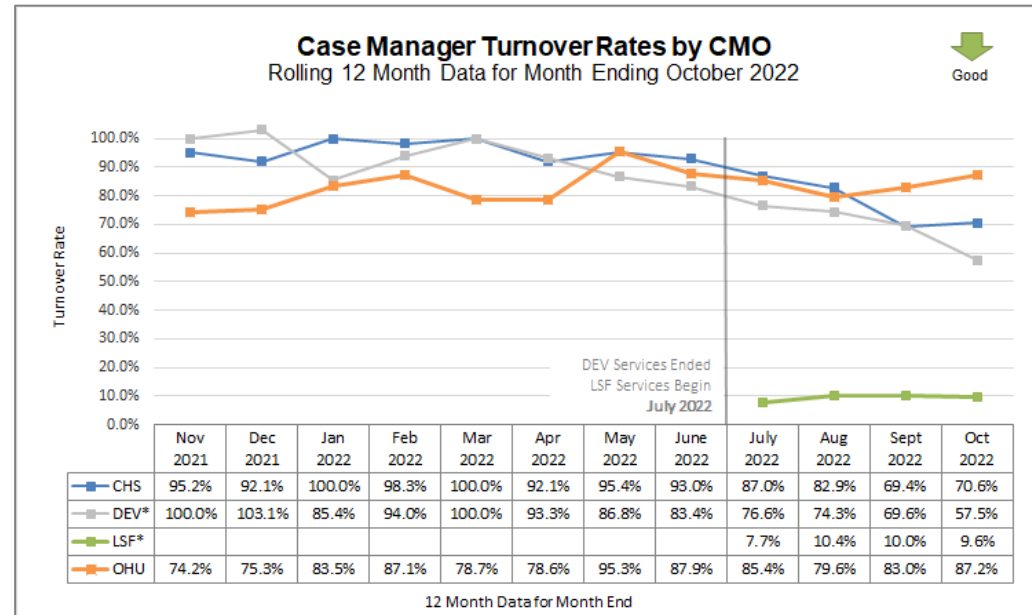
## Case Management Organization Turnover

12 Month Case Manager Turnover Rates by Agency

Employee Turnover Rates By CMO		
12 Month Data for Month Ended October 2022		
CMO	Case Manager	Case Manager Supervisor
CHS	70.6%	53.3%
DEV*	57.5%	38.1%
LSF*	9.6%	9.1%
OHU	87.2%	73.7%

7/2/22 - Transition from Devereux to Lutheran Services Florida; the 12-months required for a "Rolling Year Total" has been split between agencies:

- DEV: Nov-21 to Jun-22 (8 months)
- LSF: Jul-22 to Oct-22 (4 months)



## Healthcare Information

Data Entered Into FSFN for Children in Out-of-Home Care

Health Information in FSFN for Children in OHC as of 11/20/22						
Agency	# of Children in OHC	% With a Medical Record in FSFN	% With Medical Service in last 12 Months	% With Dental Service in Last 7 months	% with Immunizations Up to Date	Overall Performance
CHS	432	99.8%	98.6%	95.2%	97.0%	96.9%
LSF	423	100.0%	98.6%	87.9%	96.7%	94.4%
OHU	393	100.0%	97.5%	94.4%	95.2%	95.7%
<b>HFC</b>	<b>1248</b>	<b>99.9%</b>	<b>98.2%</b>	<b>92.4%</b>	<b>96.3%</b>	<b>95.7%</b>

Source: FSFN report "Healthcare Service Information for Children in Out-of-home Care Daily Listing - OCWDRU"

Health Information in FSFN as of 11/20/22				
Agency	# of Missing Medical Records	# of Medical Appointments Needing Update	# of Dental Appointments Needing Update	# of Immunization Needing Update
CHS	1	6	13	13
LSF	0	6	33	14
OHU	0	10	14	19
<b>Total</b>	<b>1</b>	<b>22</b>	<b>60</b>	<b>46</b>

Source: "Healthcare Service Information for OHC - Daily Listing - OCWDRU"

## Scorecard Measures 9 & 10 - Children Receiving Healthcare Services

SM 9 - Percent of children in out-of-home care who have received medical services in the last 12 months – Target = 95.0%

SM 10 - Percent of children in out-of-home care who have received dental services in the last 7 months – Target = 95.0%

Scorecard Measure #9 - 12/31/22 (snapshot) Children Receiving Medical Services Within Last 12 Mths FY 22-23 - 2nd Qtr as of 11/20/22			
Agency	Appointment within last 12 mths	Total Children out-of-home care	Percent Medical Services Received
CHS	426	432	98.6% ★
LSF	417	423	98.6% ★
OHU	383	393	97.5% ★
<b>Total</b>	<b>1226</b>	<b>1248</b>	<b>98.2%</b>

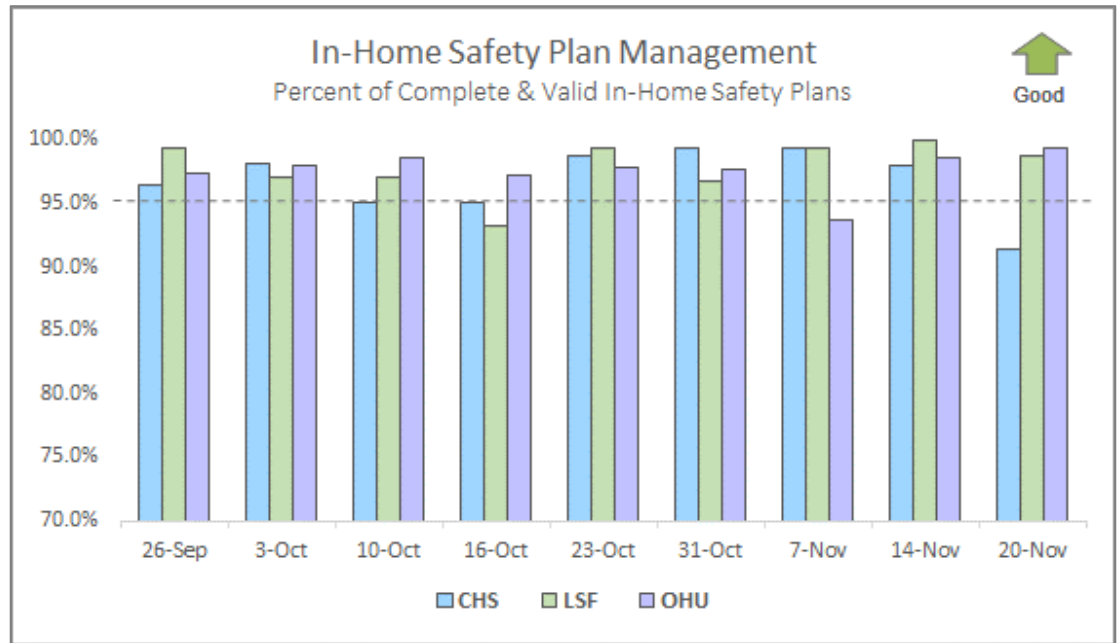
Scorecard Measure #10 - 12/31/22 (snapshot) Children Receiving Dental Services Within Last 7 Mths FY 22-23 - 2nd Qtr as of 11/20/22			
Agency	Appointment within last 7 mths	Total Children out-of-home care	Percent Dental Services Received
CHS	258	271	95.2% ★
LSF	240	273	87.9%
OHU	236	250	94.4%
<b>Total</b>	<b>734</b>	<b>794</b>	<b>92.4%</b>



# In-Home Safety Plan Management

Percent of Completed In-Home Safety Plans under 180 Effective Days – Target: **95.0%**

In-Home Safety Plan Management				
Percent of <u>Completed</u> In-Home Safety Plans under 180 <u>Effective</u> Days				
Agency	No -or- Expired Safety Plans	Complete & Valid Safety Plans	Total Required Safety Plans	Percentage Complete
CHS	13	137	150	91.3%
LSF	2	157	159	98.7% ★
OHU	1	148	149	99.3% ★
<b>HFC Total*</b>	<b>16</b>	<b>442</b>	<b>458</b>	<b>96.51%</b>



Source: FSN Report "Case Management Safety Management Listing", Report-as-of: 11/21/22






## Data Exceptions: Placements

Placement Exceptions by Number of Weeks on List Data-as-of: 11/20/22				
Agency	Greater than 2 weeks	1 - 2 weeks	Less than 1 week	Grand Total
CHS				0
LSF				0
OHU			2	2
CPI	13	18	6	37
NTF				0
SCARF				0
<b>Total</b>	<b>13</b>	<b>18</b>	<b>8</b>	<b>39</b>

Placement Exceptions Totaled By Agency Last 6 Reporting Periods						
Agency	10/16/2022	10/24/2022	10/30/2022	11/6/2022	11/14/2022	11/20/2022
CHS	0	0	0	0	0	0
LSF	0	0	3	0	0	0
OHU	0	0	0	0	0	2
CPI	19	33	34	36	35	37
NTF	0	0	0	0	0	0
SCARF	0	0	0	0	0	0
<b>Total</b>	<b>19</b>	<b>33</b>	<b>37</b>	<b>36</b>	<b>35</b>	<b>39</b>

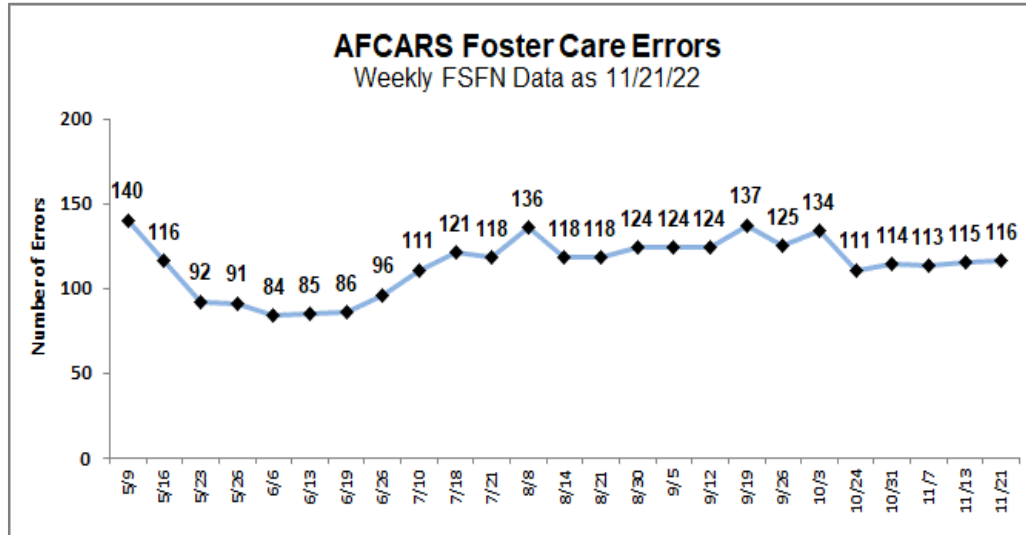
## Child Placement Agreement – Current Errors

Child Placement Agreement Errors Data as of 11/21/2022					
Agency	New CPA Needed	Need to Upload Signed Agreement	Need Supervisor Approval	Need to Close CPA	Total
CHS		1			1
LSF	3	4	3		10
OHU					0 
<b>Total</b>	<b>3</b>	<b>5</b>	<b>3</b>	<b>0</b>	<b>11</b>



## Data Exceptions: AFCARS

Data for Reporting Period: 04/01/22 – 09/30/22



AFCARS Foster Care Report							
Agency	Child Info	Provider	Legal	Mother Married	Transition Errors	Cannot Correct	Total
CHS			3		29	7	39
LSF			2		31	7	40
OHU					28	9	37
CPI							0
<b>Total</b>	<b>0</b>	<b>0</b>	<b>5</b>	<b>0</b>	<b>88</b>	<b>23</b>	<b>116</b>

Source : FSN AFCARS Foster Error Report & OCWRDU Rpt-as-of: 11/22/22



## Family Functioning Assessment – Methodology Cases

Timeliness of FFA “Approval” on Methodology Cases, Data-as-of: 11/13/22

FFA-Ongoing Approval & Case Transfer Staffing Date Clean-up Report Compliance tracking for cases entering care with a methodology requirement				
Agency	Not Approved ( 30+ days )	New Child CTS ( w/ active Approval )	New FFA-O Needed ( w/ prior Approval )	Incorrect Approval ( w/ active Approval )
CHS			1	
LSF			2	
OHU				
<b>HFC TOTAL</b>	<b>0</b>	<b>0</b>	<b>3</b>	<b>0</b>

### CMO Contract Measure 11 – 1st Quarter

Percent of Active Methodology Cases with an Approved FFA-O Data as of 11/13/22				
Agency	Not Approved	Approved	Grand Total	Percent Approved
CHS	3	309	312	99.0%
LSF	14	293	307	95.4%
OHU	9	249	258	96.5%
<b>HFC Total</b>	<b>26</b>	<b>851</b>	<b>877</b>	<b>97.0%</b>

Percentage of Family Functioning Assessments Approved within 30 days of Case Transfer Staffing 2nd Quarter-to-Date as of 11/13/22			
Agency	Timely ( < 30 Days )	FFA Approvals ( 2nd Qtr )	Completed Timely
CHS	23	23	100.0% ★
LSF	15	16	93.8%
OHU	14	15	93.3%
<b>HFC TOTAL</b>	<b>52</b>	<b>54</b>	<b>96.3%</b>

FY 22-23 Target = 95% or higher



## AWARENESS FOR NOVEMBER

**November:** National Adoption Month

.....  
19<sup>th</sup>-27<sup>th</sup> – Fall Break

.....  
11<sup>th</sup>, 24<sup>th</sup> – Veterans Day, Thanksgiving Day

## HEALTH RESOURCES

For more COVID information specific to Florida, go to [floridahealthcovid19.gov](https://floridahealthcovid19.gov)

Call Center is available 24/7  
(866) 779-6121 or email  
[COVID-19@flhealth.gov](mailto:COVID-19@flhealth.gov)

For more vaccine information go to  
<https://floridahealthcovid19.gov/covid-19-vaccines-in-florida/>

## SAFETY RESOURCES

### Internet Safety and Tips

- [SmartSocial.com - Digital Citizenship programs](https://www.smart-social.com/)
- [Information, Advice and Support to Keep Children Safe Online \(internetmatters.org\)](https://www.internetmatters.org/)
- [NetSmartz Home \(missingkids.org\)](https://www.missingkids.org/)

### Safe Sleep

[https://www.ounce.org/safe\\_sleep.html](https://www.ounce.org/safe_sleep.html)

Swim Safety Tips  
[mcusercontent.com](https://www.mcusercontent.com)

## COMMUNITY RESOURCES

### United Way's 211

Call 211

Getting free confidential help for needs such as food, housing, employment, utilities, mental health and much more is just a text, call, or click away.

### Echo Ministries

Help provide tangible needs to children in foster, adoptive, relative and non-relative care.

To Donate: ECHO Distribution Center every Wednesday between 9am to noon at 3625 Century Blvd Unit 1A, Lakeland, FL.

[ECHO Ministries Florida- Foster Care Ministry- Central FL & Beyond](https://www.echoministries.org/)

### Find Help (Previously Aunt Bertha)

<https://www.findhelp.org/>

Find local resources for food, health, housing, employment programs & other community resources in seconds.

### Circuit 10 Children's Mental & Behavioral Health Resources

<https://sites.google.com/view/floridac10/mhbhresources/home>

On this site you will find:

- o Heartland for Children's Parent Portal
- o MyFloridaMyFamily Community Services
- o Florida Mobile Response Team- 24/7 Crisis Assistance
- o Florida Statewide Medicaid Managed Care
- o Florida Association of Christian Child Caring Agencies
- o Florida Network Short-term Residential Programs
- o Center for Autism Related Disabilities (CARD)
- o National Alliance on Mental Illness
- o Post Adoption Support
- o Zebra Coalition
- o Central FL Behavioral Health Network
- o Hope Florida – A Pathway to Prosperity

### Food Distribution Schedule

Polk, Highlands and Hardee Counties  
Food Distribution Sites

<https://uwcf.org/initiatives/endhunger/schedule/>

### Healthy Families Florida

Family support and coaching program that helps parents provide the safe and stable environments children need for healthy growth and development.

[Healthy Families Florida - Find a Local Project \(healthyfamiliesfla.org\)](https://www.healthyfamiliesfla.org/)

### Domestic Violence Services

Peace River Center's Domestic Violence Program provides free, confidential services for individuals affected by domestic violence, sexual assault and human trafficking crimes, their family members and friends in Polk, Hardee and Highlands counties.

### 24-Hour Domestic Violence Crisis Lines

Hardee/Highlands 863.386.1167  
Polk 863.413.2700

**Victim Services Office Line**  
**863.413.2708**

**Victim Services Office – Polk**  
County 1860 South Crystal Lake Drive,  
Lakeland, FL 33801

**Victim Services Office – Hardee/Highlands Counties**  
1570 Lakeview Drive, Sebring, FL  
33870

## HFC EVENTS

### Rudolph Round-Up

- Host a toy drive
- Make a Monetary Donation
- Purchase from Rudolph Toy Registry

<https://heartlandforchildren.org/rudolph>

### HFC's "Let's Talk About it" Podcast

where we provide education and resources for family matters in Polk, Highlands and Hardee Counties

[Apple Podcasts](#) / [Anchor](#) / [Spotify](#) / [YouTube](#)



## POLK COUNTY

### Pace Center for Girls

Mission: Pace provides girls and young women an opportunity for a better future through education, counseling, training and advocacy. Currently Accepting Student Application:

Contact: [Jesilynn.Pfeffer@pacecenter.org](mailto:Jesilynn.Pfeffer@pacecenter.org)  
(863) 688-5596 Ext. 5516

[Lakeland Mom: Kids Activities & Things to Do in Lakeland, FL](#)

### Florida Children Museum

400 Bonnet Springs Blvd.  
Lakeland, FL 33815  
Contact: (863) 687-3869  
<https://explorefcm.org>

### Carol Jenkin Barnett United Way Resource Center - Ages 0-5 (Previously Family Fundamentals)

Offers weekly classes for children from infants through age 5 where parents and children will learn and socialize as they participate in fun, stimulating, developmental activities. These classes are FREE and a great opportunity to meet other moms and caregivers.

400 Bonnet Springs Blvd.  
Lakeland, FL 33815

[Children's Resource Center - United Way of Central Florida \(uwcf.org\)](#)

## HIGHLANDS COUNTY

### Champion for Children

Provides child abuse and neglect prevention programs and early-intervention services to children and families in Highlands County.

419 East Center Avenue  
Sebring, FL 33870  
Office: (863) 382-2905

<https://www.championforchildren.org/>

### Children's Museum of the Highlands

Hands on Learning for Ages 1-12  
Cost: \$8/per person (ages 1+) for all day play.  
219 N Ridgewood Dr.  
Sebring, Florida  
(863) 451-5385  
(contact museum for updated hours)

## HARDEE COUNTY

### Hardee Help Center

A Christ-centered community service organization bringing hope & healing to Hardee County families in difficult seasons of life.

713 E Bay Street Wauchula, FL 33873  
[info@hardeehelpcenter.com](mailto:info@hardeehelpcenter.com)  
Tel: 863-773-0034

### Visit Hardee

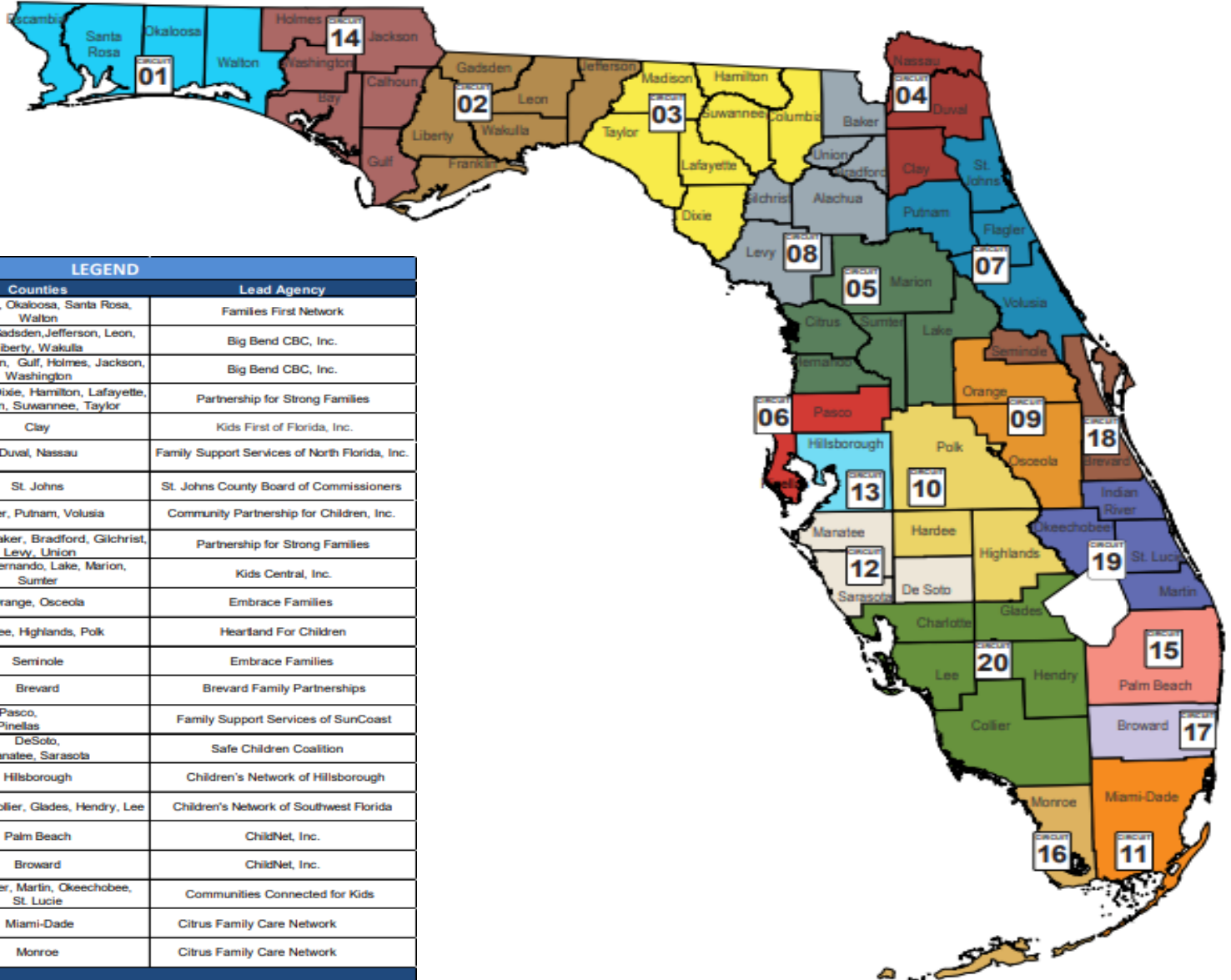
Website for upcoming events, community Updates and resources  
[Events — VISIT HARDEE](#)



**For additional resources and county events, check out our most recent Parent's Corner Newsletter.**



# Community Based Care Lead Agency Map



LEGEND			
Circuit	Region	Counties	Lead Agency
1	Northwest	Escambia, Okaloosa, Santa Rosa, Walton	Families First Network
2		Franklin, Gadsden, Jefferson, Leon, Liberty, Wakulla	Big Bend CBC, Inc.
14		Bay, Calhoun, Gulf, Holmes, Jackson, Washington	Big Bend CBC, Inc.
3	Northeast	Columbia, Dixie, Hamilton, Lafayette, Madison, Suwannee, Taylor	Partnership for Strong Families
4		Clay	Kids First of Florida, Inc.
4		Duval, Nassau	Family Support Services of North Florida, Inc.
7	Northeast	St. Johns	St. Johns County Board of Commissioners
7		Flagler, Putnam, Volusia	Community Partnership for Children, Inc.
8	Central	Alachua, Baker, Bradford, Gilchrist, Levy, Union	Partnership for Strong Families
5		Citrus, Hernando, Lake, Marion, Sumter	Kids Central, Inc.
9		Orange, Osceola	Embrace Families
10	Central	Hardee, Highlands, Polk	Hearthand For Children
18		Seminole	Embrace Families
18		Brevard	Brevard Family Partnerships
6	SunCoast	Pasco, Pinellas	Family Support Services of SunCoast
12		DeSoto, Manatee, Sarasota	Safe Children Coalition
13		Hillsborough	Children's Network of Hillsborough
20		Charlotte, Collier, Glades, Hendry, Lee	Children's Network of Southwest Florida
15	Southeast	Palm Beach	ChildNet, Inc.
17		Broward	ChildNet, Inc.
19	Southern	Indian River, Martin, Okeechobee, St. Lucie	Communities Connected for Kids
11		Miami-Dade	Citrus Family Care Network
16		Monroe	Citrus Family Care Network

