

Performance & Quality Improvement (PQI) Report

Data for week ended Sunday, July 07, 2024



Mission

Improving safety, permanency and well-being for all children in Polk, Highlands, and Hardee Counties

Vision

To eliminate child abuse and neglect in Polk, Highlands, and Hardee Counties



Community Based Care Lead Agency Scorecard

FY 23-24, Quarter 3 Performance

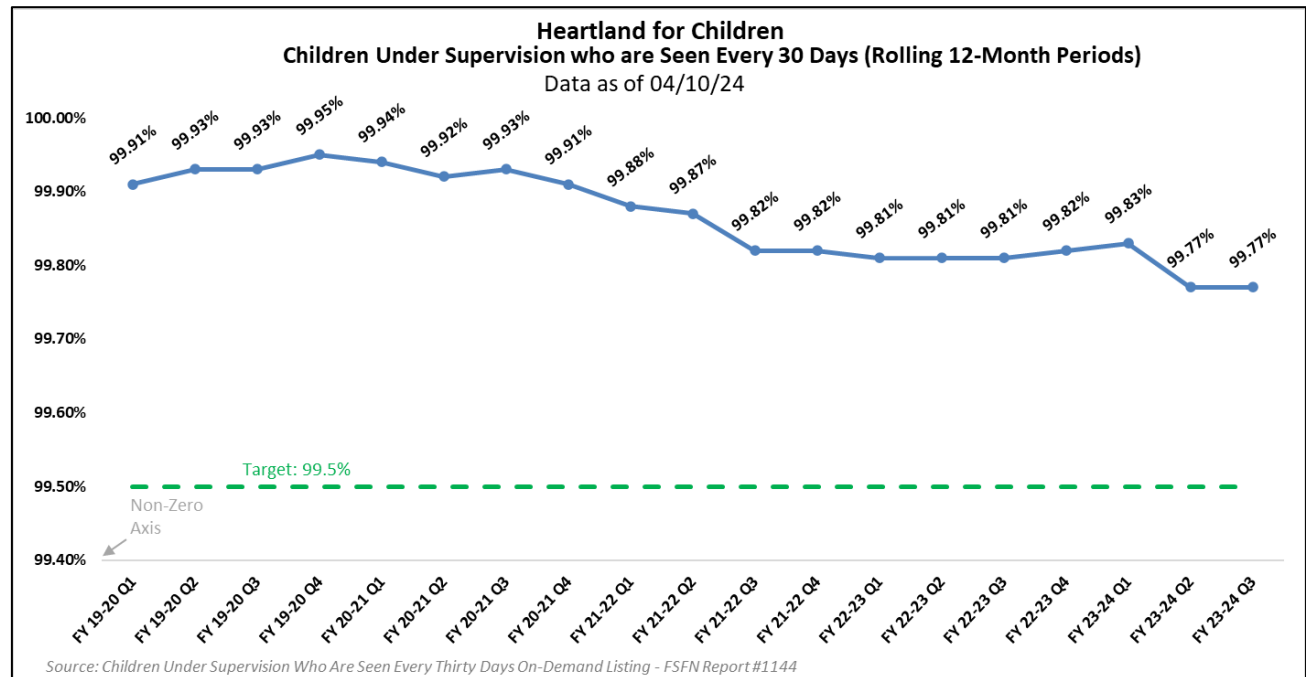
CBC Lead Agency Scorecard Performance Table	Safety				Permanency				Well-Being			
Measures	1. Rate of Abuse per 100,000 days while in foster care.	2. Percent of children who are not neglected or abused during in-home services.	3. Children who are not neglected or abused after closure of services.	4. Children under supervision who are seen every 30 days.	5. Children exiting foster care to a permanent home within 12 months of entering care.	6. Children achieving permanency in 12 months for children in foster care 12 to 23 months.	7. Children who do not re-enter foster care within 12 months of moving to a permanent home.	8. Children's placement moves per 1,000 days in foster care.	9. Children in out-of-home care who have received medical services in the last 12 months.	10. Children in out-of-home care who received dental services within the last 7 months.	11. Young adults in foster care at age 18 that have completed or are enrolled in secondary education.	12. Children placed with all of their siblings who are in out of home care.
Quarterly Scheduled FSFN Listing Report #	1272	1156	1157	1158	1159	1160	1162	1161	1163	1164	1165	1166
Standard	8.5	95.0%	95.0%	99.5%	40.5%	43.6%	91.7%	4.12	95.0%	95.0%	80.0%	65.0%
Reporting Period	01/01/23 to 12/31/23	01/01/23 to 12/31/23	07/01/22 to 06/30/23	04/01/23 to 03/31/24	04/01/22 to 03/31/23	04/01/23	04/01/21 to 03/31/22	04/01/23 to 03/31/24	03/31/24	03/31/24	04/01/23 to 03/31/24	03/31/24
Brevard Family Partnership	10.22	94.13%	95.36%	99.71%	27.49%	53.41%	90.32%	5.72	95.41%	91.26%	79.17%	57.58%
ChildNet-Broward	8.49	94.63%	99.00%	99.79%	32.99%	49.19%	91.58%	4.45	97.12%	91.73%	70.00%	64.79%
ChildNet-Palm Beach	7.77	96.21%	95.77%	99.65%	35.65%	56.07%	93.14%	4.15	95.29%	89.28%	88.37%	65.32%
Childrens Network of SW Florida	3.55	98.06%	97.44%	99.82%	35.24%	66.56%	94.49%	5.50	98.25%	97.94%	95.12%	58.45%
Childrens Network-Hillsborough	7.15	97.36%	96.27%	99.45%	19.48%	36.03%	89.41%	7.36	96.38%	87.53%	70.18%	54.57%
Citrus Health Network	6.85	96.06%	98.98%	99.60%	24.38%	51.51%	92.50%	4.62	97.43%	96.99%	90.24%	60.63%
Communities Connected for Kids	11.73	95.00%	96.67%	99.90%	35.51%	58.27%	91.11%	4.18	97.57%	96.10%	70.00%	67.89%
Community Partnership for Children	7.60	96.94%	96.73%	99.93%	27.02%	45.95%	82.05%	3.94	97.58%	92.31%	78.57%	54.61%
Embrace Families	9.70	95.07%	97.78%	98.89%	24.01%	37.29%	88.67%	5.05	87.76%	69.44%	81.97%	55.34%
Family Integrity Program	8.83	97.37%	99.07%	99.87%	25.71%	65.22%	80.00%	3.74	98.08%	100.00%	71.43%	28.57%
Family Support Services of North Fla	6.83	96.83%	96.10%	99.72%	21.59%	49.42%	95.58%	5.49	96.10%	87.06%	93.02%	54.39%
FSS Suncoast	6.00	96.97%	97.76%	99.61%	29.17%	48.48%	89.72%	5.96	86.96%	64.81%	56.90%	59.12%
Heartland for Children	7.75	94.96%	97.49%	99.77%	34.19%	45.86%	90.21%	2.88	98.49%	94.09%	86.05%	59.32%
Kids Central, Inc.	5.09	96.28%	97.90%	97.38%	27.14%	32.72%	93.36%	7.90	84.94%	63.49%	85.71%	60.45%
Kids First of Florida, Inc.	0.00	99.53%	100.00%	99.94%	13.19%	54.17%	95.35%	2.72	84.91%	64.21%	62.50%	56.76%
NWF Health Network - East	8.08	96.32%	97.63%	99.84%	34.44%	52.76%	88.28%	6.39	98.44%	88.48%	92.86%	51.96%
NWF Health Network - West	12.87	94.52%	95.36%	99.85%	29.08%	60.66%	93.53%	5.47	94.69%	87.07%	93.55%	56.80%
Partnership for Strong Families	8.17	96.91%	97.85%	99.53%	23.78%	54.61%	93.43%	8.61	95.89%	70.53%	67.86%	51.22%
Safe Children Coalition	7.41	97.46%	97.17%	99.53%	40.38%	49.56%	91.94%	6.07	96.86%	91.59%	73.33%	64.49%
Statewide	7.63	96.32%	97.17%	99.10%	29.13%	47.98%	91.14%	5.46	93.78%	83.37%	80.19%	58.24%
Red Zone	8.85	92.9%	92.9%	98.9%	36.3%	39.2%	90.8%	4.54	89.9%	89.9%	69.9%	60.0%

Scorecard Measure 4 – Children Seen Every Thirty Days

SM04 - Percent of children under supervision who are required to be seen every 30 days – Target = 99.5%

Prior Month End		
Scorecard Measure #4 - Children Under Supervision Who Are Seen Every Thirty Days		
June 2024 as of 07/08/2024		
Report Date Range: 06/01/2024 to 06/30/2024		
Agency	# of Children <u>Not</u> seen in 30 days	% of Children seen timely
CHS	2	99.96% ★
LSF	4	99.92% ★
OHU	0	100.00% ★
NTF	0	100.00% ★
HFC	6	99.97% ★
Statewide		99.72%
<i>Source Monthly: "Children Under Supervision Who Are Seen Every Thirty Days - Report #1144"</i>		
Target of 99.5%		

Current Month		
Scorecard Measure #4 - Children Under Supervision Who Are Seen Every Thirty Days		
July 2024 as of 07/07/2024		
Report Date Range: 07/01/2024 to 07/31/2024		
Agency	# of Children <u>Not</u> seen in 30 days	% of Children seen timely
CHS	1	99.75% ★
LSF	7	99.36%
OHU	4	99.89% ★
NTF	0	100.00% ★
HFC	12	99.71% ★
Statewide		99.37%
<i>Source Monthly: "Children Under Supervision Who Are Seen Every Thirty Days - Report #1144"</i>		
Target of 99.5%		



Monthly Birth Parent Contacts

Target = 70% Mothers and 50% Fathers - seen monthly

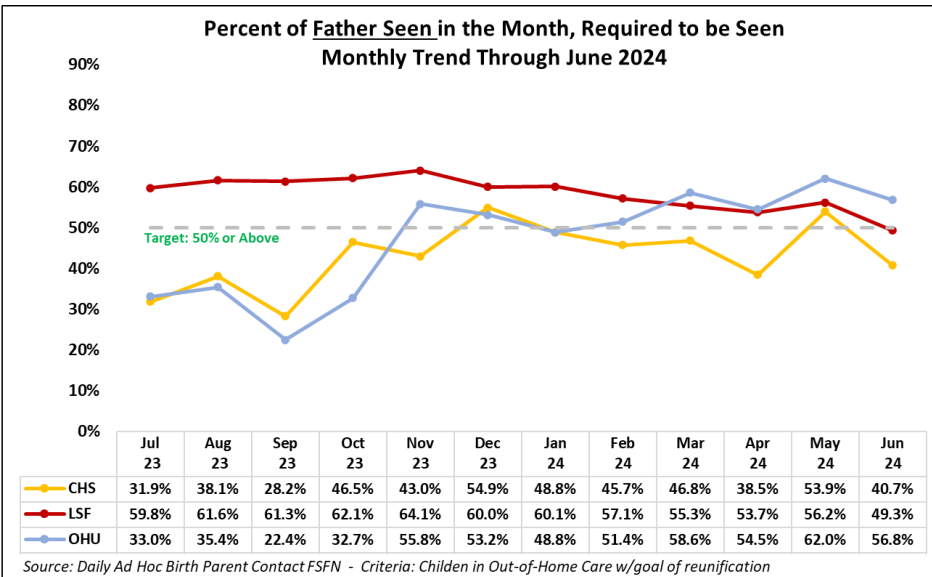
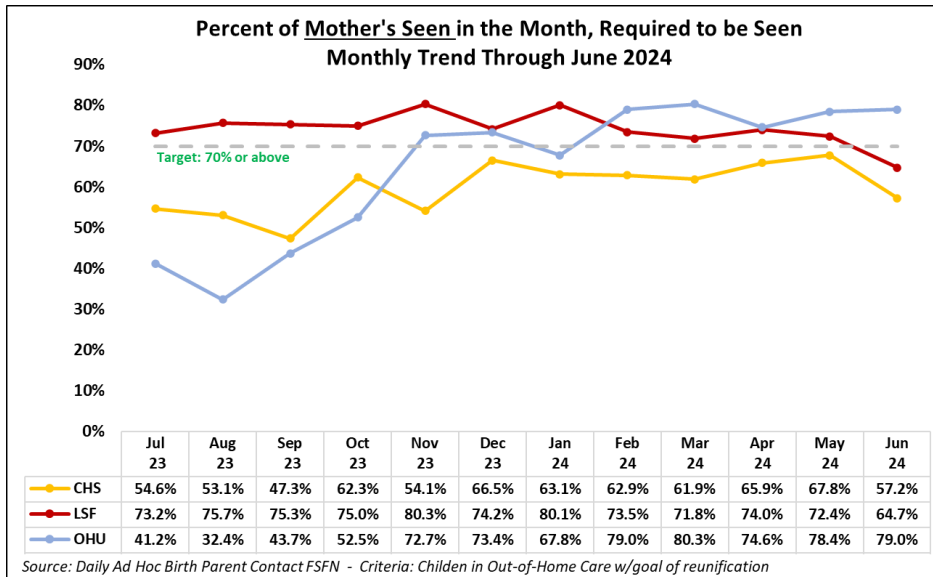
Current
Month

Birth Parent Contact Completed						
July 2024 as of 07/07/2024 (Point in Time)						
AGENCY	# Moms Required	# Moms Completed	Mom % Completed	# Dads Required	# Dads Completed	Dad % Completed
CHS	173	22	12.7%	113	8	7.1%
LSF	177	15	8.5%	135	7	5.2%
OHU	199	18	9.0%	148	14	9.5%
TOTAL	549	55	10.0%	396	29	7.3%

Criteria: Childen in Out-of-Home Care w/goal of reunification
 Source: Daily Ad Hoc Birth Parent Contact FSN

Mothers Seen Target: 70%
 Fathers Seen Target: 50%

- **Mother Contact**, Target is 70% or above
- **Father Contact**, Target is 50% or above



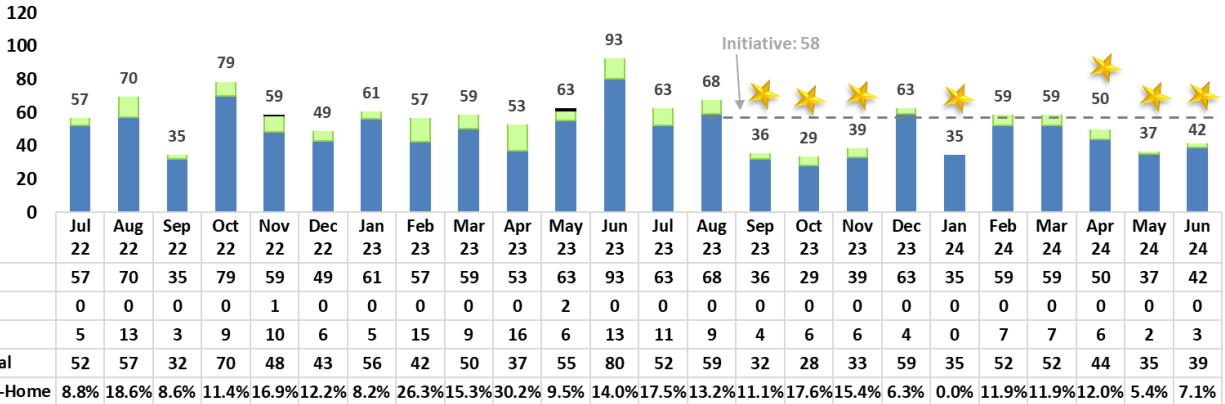
Case Transfer Staffing Data

Case Transfer Data For Fiscal Year 2023/24 - Data as of 07/07/2024

	JUL	AUG	SEPT	OCT	NOV	DEC	JAN	FEB	MAR	APR	MAY	JUN	23-24 Totals	22-23 Totals	21-22 Totals	20-21 Totals	19-20 Totals	18-19 Totals		JUL	AUG	SEPT	OCT	NOV	DEC	JAN	FEB	MAR	APR	MAY	JUN	23-24 Totals	22-23 Totals	21-22 Totals	20-21 Totals	19-20 Totals	18-19 Totals	
Number of Children																		NON-JUDICIAL IN HOME SERVICES																				
CHS	24	33	13	6	11	10	18	13	29	16	16	15	204	347	358	426	414	460	CHS	10	2	0	0	0	0	0	0	0	0	0	12	85	116	136	90	110		
LSF	22	32	12	16	14	16	11	29	16	22	11	11	212	401	355	443	439	482	LSF	6	8	2	0	0	0	0	0	0	0	0	16	98	95	97	112	93		
NTF	0	0	43	20	24	22	14	10	14	13	6	19	185	0	0	0	0	0	NTF	0	0	16	17	28	22	14	17	17	16	7	19	173	0	0	0	0	0	
OHU Polk	10	4	2	12	3	7	1	14	4	5	7	9	78	141	147	162	177	196	OHU Polk	5	2	0	0	0	0	0	0	0	0	0	0	7	25	31	65	31	52	
One Hope	34	52	31	29	33	42	40	37	56	27	38	60	479	439	503	550	518	548	One Hope	0	0	0	0	0	0	0	0	0	0	0	0	0	53	35	45	32	41	
Total	90	121	101	83	85	97	84	103	119	83	78	114	1158	1328	1363	1581	1548	1686	Total	21	12	18	17	28	22	14	17	16	7	19	208	261	277	343	265	296		
Out of Home Care																		OCS / ICPC Courtesy Supervision																				
CHS	11	30	13	6	9	6	13	11	12	11	7	12	141	229	200	220	240	262	CHS	0	0	0	0	0	0	0	0	0	0	0	0	0	0	0	0	0	0	
LSF	13	23	8	12	9	13	6	15	14	18	9	11	151	237	188	267	253	291	LSF	0	0	0	0	0	0	0	0	0	0	0	0	0	0	0	0	2	0	0
OHU Polk	3	1	2	8	2	7	1	10	3	3	3	4	47	98	103	75	91	116	OHU Polk	0	0	0	0	0	0	0	0	0	0	0	0	0	0	0	0	0	0	0
One Hope	16	18	10	0	13	24	11	8	33	7	8	16	164	102	113	150	106	125	One Hope	16	30	20	28	19	18	29	28	19	20	22	43	292	270	338	351	360	363	
Total	43	72	33	26	33	50	31	44	62	39	27	43	503	666	604	712	690	794	Total	16	30	20	28	19	18	29	28	19	20	22	43	292	270	338	353	360	363	
IN - HOME JUDICIAL																		Reinstatement of Protective Services Supervision (Notice of Hearings)																				
CHS	3	0	0	0	0	0	0	0	7	3	4	0	17	10	4	17	38	48	CHS	0	0	0	0	0	0	4	0	6	0	6	1	17	17	17	26	8	12	
LSF	2	1	0	0	0	0	5	0	1	0	0	0	9	10	16	23	40	37	LSF	0	0	0	2	1	3	1	2	2	1	0	0	12	35	46	36	10	41	
OHU Polk	0	0	0	0	1	0	0	0	0	2	4	0	7	0	2	10	40	20	OHU Polk	0	0	0	4	0	0	0	0	0	0	4	8	1	2	7	8	2		
One Hope	0	4	1	0	1	0	0	0	0	0	2	0	8	6	6	4	8	11	One Hope	0	0	0	1	0	0	0	0	3	0	0	0	4	4	0	0	0	7	
Total	5	5	1	0	2	0	0	5	7	6	10	0	41	27	28	54	126	116	Total	0	0	0	7	1	3	5	2	11	1	6	5	41	57	65	69	26	62	

Children Entering Out of Home Care

Heartland for Children
Number of Children Entering OHC by Type of Entry
Monthly Trend Through July 07, 2024



Source: FSFN Report - Children Entering and Exiting Foster Care On-Demand Listing - OCWDRU Report #1182, Excluding Children 18 and Over
Excluding aged 18+ and IL initial placements

Children Re-Entering Out-of-Home Care

Number of Children in a Recent Removal Episode Who Have Had a Prior Reunification or Permanent Guardianship

Re-Entry
into OHC
Last 2
Weeks

Removal Episodes for Children with a Prior Reunification or Permanent Guardianship Removals entered into FSN between 06/24/24 - 07/07/24									
Current Removal Case ID	Child Id	Current Agency	Prior Unit	Current Removal Date	Prior PG or Reunification Discharge Date	Length from Prior Discharge to Current Removal (months)	Range Prior Discharge to Current Removal	SM07 Cohort	FSN Entry Date
100018625	108324850	OHU	142855-OHU-HIGHLANDS	6/28/2024	10/17/2020	44	3.0 - 4.9 yrs	No	7/5/24

Source: FSN Data Warehouse Ad Hoc Report,

Scorecard Measures 7 – Children Who Do Not Re-Enter into OHC after Achieving Permanency

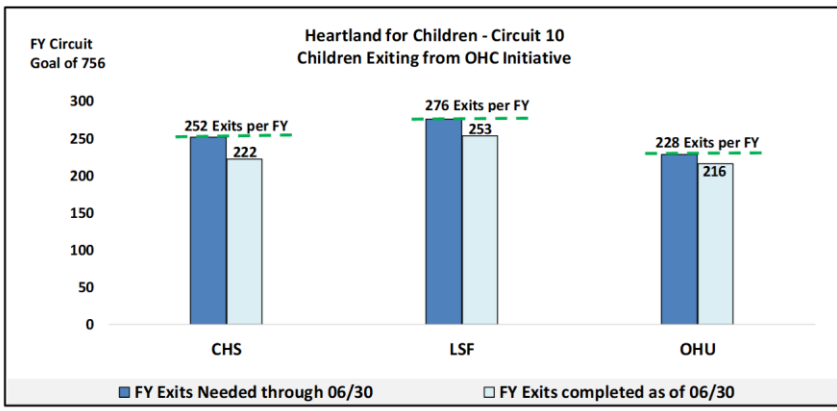
SM07 - Percent of children exiting care to a permanent home within 12 months of entering care – Target = 91.7% or Greater

FY 23/24
Contract
Measure

FY 23/24 as of 07/07/2024 Children Who Do <u>Not</u> Re-Enter Care within 12 Months for Children Achieving Permanency July 2021 - June 2022			
Agency	Maintained No Removal Episode	Total Children Permanency w/in 1 year	Percentage Permanency Maintained
CHS	52	62	83.9%
LSF	36	37	97.3%
OHU	91	93	97.8%
HFC Total	179	192	93.23%
Statewide	2,815	3,075	91.54%

Source: Children Who Do Not Re-Enter Foster Care within Twelve (12) Months of Moving to a Permanent Home On-Demand Listing, Report #1100

FY 2023-2024 Exiting Out-of-Home Care Initiative



Children Exiting Out-of-Home Care as of 07/07/2024

Green: Month's CMO or Circuit reached their monthly exits

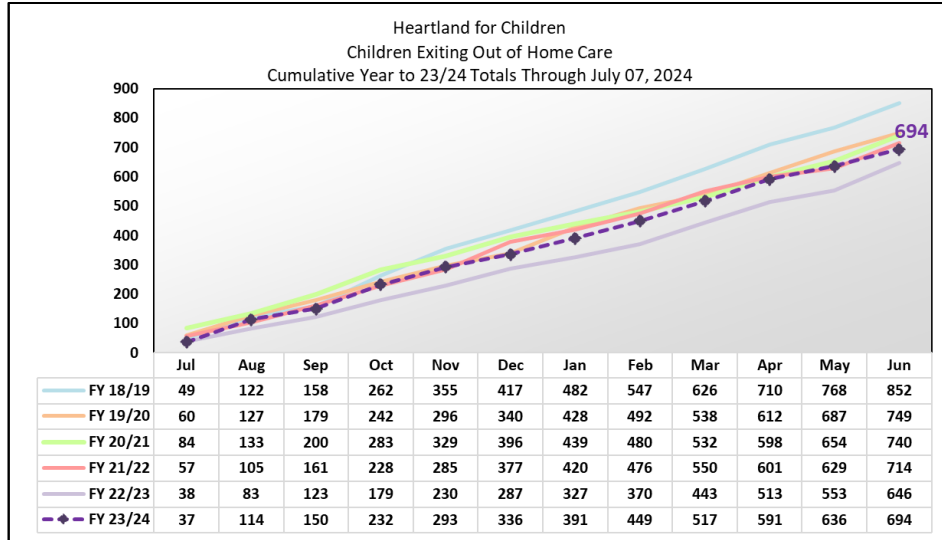
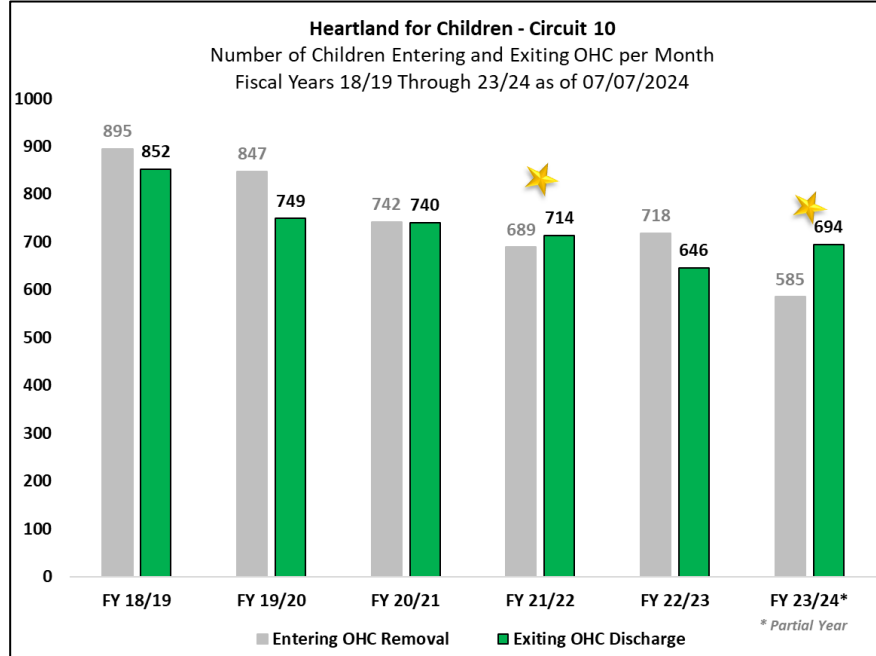
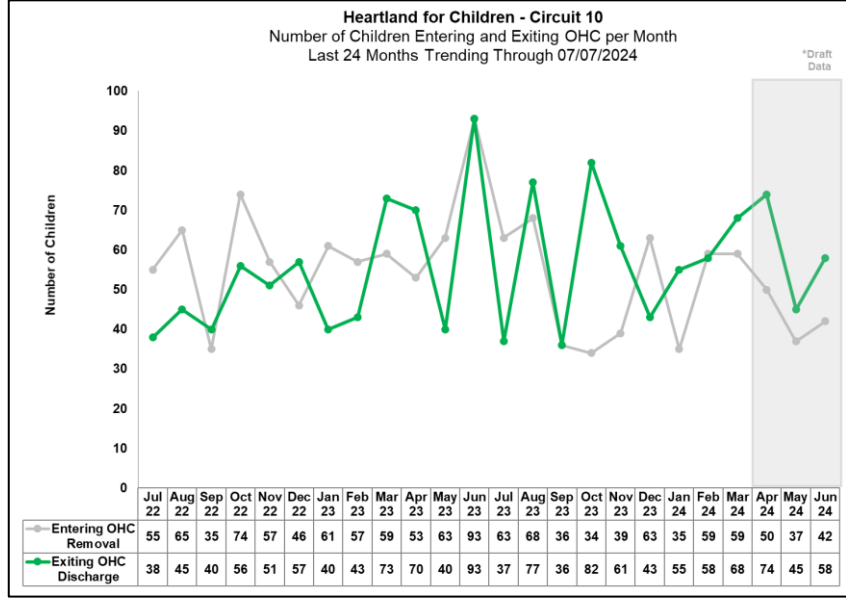
Orange: Adoptions exceed 25% of exits

Monthly Need Rest of FY	Jul 23	Aug 23	Sep 23	Oct 23	Nov 23	Dec 23	Jan 24	Feb 24	Mar 24	Apr 24	May 24	Jun 24	
CHS	30	7	23	21	37	22	11	14	11	13	17	14	32
LSF	23	12	22	12	29	22	19	19	17	34	30	19	18
OHU	12	18	32	3	16	17	13	21	29	20	27	12	8
HFC	65	37	77	36	82	61	43	54	57	67	74	45	58
Adoptions of Exits	6 of 37	10 of 77	6 of 36	11 of 82	17 of 61	10 of 43	13 of 54	17 of 57	15 of 67	25 of 74	15 of 45	20 of 58	
% of Adoptions	16.2%	13.0%	16.7%	13.4%	27.9%	23.3%	24.1%	29.8%	22.4%	33.8%	33.3%	34.5%	

*Partial Month

★ Total of 62 of more exits from OHC in a month

Source: FSN Report 1182, excluding 18+, EFC



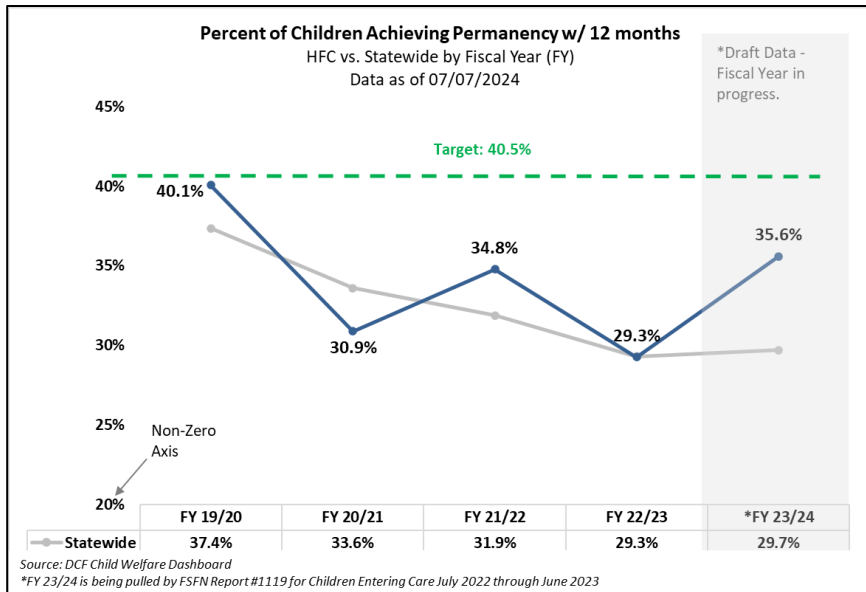
Scorecard Measures 5 - Children Achieving Permanency within 12 Months for Children in Out-of-Home Care

Less than 12 Months as of 07/01/23

FY 23/24 Target is 40.5%, Percentage to reach Yellow = 36.5%

Scorecard Measure #5 - FY 23/24, Target 40.5%				Percent Timely FY 22/23 (last FY)	% Increase Since 3/24
Agency	Permanency within 12 mths	Total Children Entered OHC	Percent Timely Permanency		
Children Achieving Permanency within 0-12 Mths for Children Entering OHC July 2022 to June 2023 (as of 07/07/2024)					
CHS	93	253	36.8%	27.8%	5.7%
LSF	90	249	36.1%	18.8%	2.8%
OHU	78	231	33.8%	38.5%	0.6%
HFC Total	261	733	35.61%	28.82%	3.1%
Statewide	3,015	10,153	29.70%	29.15%	2.3%

Source: Children Exiting OHC to a Permanent Home within Twelve Months of Entering Care #1119
 *Permanency = adoption, permanent guardianship or reunification w/ parent



Source: DCF Child Welfare Dashboard
 *FY 23/24 is being pulled by FSN Report #1119 for Children Entering Care July 2022 through June 2023



Scorecard Measure #5 - FY 2023 / 2024, Target 40.5%				
Children Achieving Permanency within 0-12 Mths for Children Entering OHC July 2022 - June 2023 (as of 07/07/2024)				
Agency / Unit (Actual)	Permanency within 12 mths	Total Children Entered OHC	Percent Timely Permanency	% Increase Since 3/24
CHS	93	253	36.8%	5.7%
141832-CHSFL (IL)	0	5	0.0%	0.0%
141834-CHSFL	21	46	45.7%	16.5%
141846-CHSFL	35	75	46.7%	1.2%
141839-CHSFL	10	58	17.2%	2.0%
141835-CHSFL (Adop)	1	24	4.2%	4.2%
141852-CHSFL	24	37	64.9%	14.9%
14-HFC-CHS ADMIN Unit (Actual)	1	1	100.0%	0.0%
LSF	90	249	36.1%	2.8%
141828-LSF	5	18	27.8%	0.0%
141827-LSF	19	35	54.3%	8.3%
141836-LSF	11	26	42.3%	0.0%
141845-LSF	14	36	38.9%	5.6%
141848-LSF	13	29	44.8%	4.2%
141849-LSF	10	42	23.8%	7.5%
141850-LSF (Adop)	4	23	17.4%	-0.8%
141929-LSF	14	38	36.8%	0.0%
14-HFC-LSF ADMIN (IL)	0	2	0.0%	0.0%
OHU	78	231	33.8%	0.6%
142853-OHU-HARDEE	2	46	4.3%	0.1%
142854-OHU-HIGHLANDS (IL)	3	3	100.0%	0.0%
142855-OHU-HIGHLANDS	18	42	42.9%	2.9%
140121-OHU-HIGHLANDS (Adop)	3	9	33.3%	0.0%
142858 OHU-POLK	19	39	48.7%	0.0%
142852-OHU-POLK	13	28	46.4%	1.6%
142856-OHU-POLK	20	64	31.3%	2.0%
HFC Total	261	733	35.6%	3.1%
Statewide	3,015	10,153	29.7%	2.3%

Source: Children Exiting OHC to a Permanent Home within Twelve Months of Entering Care #1119
 *Permanency = adoption, permanent guardianship or reunification w/ parent

Scorecard Measures 6 - Children Achieving Permanency in 12 Months for Children in Out-of-Home Care

between 12-23 months as of 07/01/23

FY 23/24 Target is 43.6%, Percentage to reach Yellow = 39.2%

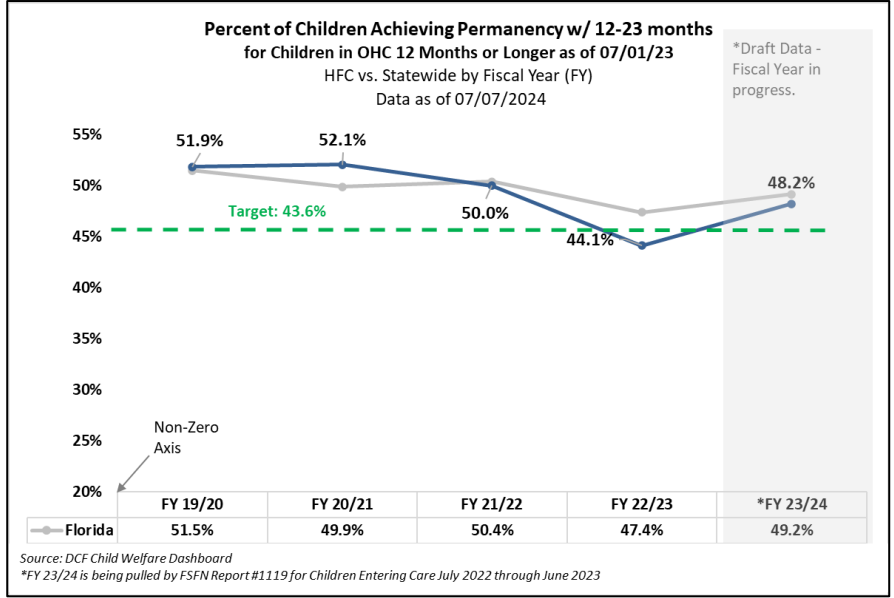
Scorecard Measure #6 - FY 23/24, Target 43.6%				Percent Timely FY 22/23 (last FY)	% Increase Since 3/24
Children Achieving Permanency within 12-23 Mths for Children in OHC 12-23 Months as of 07/01/23 (as of 07/07/2024)					
Agency	Permanency within 12-23 mths	Total Children LOS 12-23 mths	Percent Timely Permanency		
CHS	55	105	52.4%	37.9%	19.0%
LSF	53	107	49.5%	41.7%	11.6%
OHU	42	99	42.4%	49.0%	7.1%
HFC Total	150	311	48.2%	42.6%	12.7%
Statewide	2,663	5,415	49.2%	46.2%	13.3%

Source: Children Achieving Permanency w/ 12 Months for children in OHC 12-23 Months #1138
*Permanency = adoption, permanent guardianship or reunification w/ parent



Scorecard Measure #6 - FY 23/24, Target 43.6%				
Children Achieving Permanency within 12-23 Mths for Children in OHC 12-23 Months as of 07/01/23 (as of 07/07/2024)				
Agency / Unit	Permanency within 12 mths	Total Children Entered OHC	Percent Timely Permanency	% Increase Since 3/24
CHS	55	105	52.4%	52.4%
141832-CHSFL (IL)	0	2	0.0%	0.0%
141834-CHSFL	5	6	83.3%	83.3%
141846-CHSFL	7	9	77.8%	77.8%
141839-CHSFL	12	20	60.0%	60.0%
141835-CHSFL (Adop)	9	39	23.1%	23.1%
141852-CHSFL	22	29	75.9%	75.9%
LSF	53	107	49.5%	49.5%
141828-LSF	2	13	15.4%	15.4%
141827-LSF	9	10	90.0%	90.0%
141836-LSF	11	25	44.0%	44.0%
141845-LSF	13	18	72.2%	72.2%
141848-LSF	10	13	76.9%	76.9%
141849-LSF	1	3	33.3%	33.3%
141850-LSF (Adop)	1	2	50.0%	50.0%
141929-LSF	6	21	28.6%	28.6%
14-HFC-LSF ADMIN (IL)	0	2	0.0%	0.0%
OHU	42	99	42.4%	42.4%
142853-OHU-HARDEE	15	24	62.5%	62.5%
142855-OHU-HIGHLANDS	7	20	35.0%	35.0%
140121-OHU-HIGHLANDS (Adop)	2	13	15.4%	15.4%
142858 OHU-POLK	6	6	100.0%	100.0%
142852-OHU-POLK	2	11	18.2%	18.2%
142856-OHU-POLK	8	23	34.8%	34.8%
HFC Total	150	311	48.2%	48.2%
Statewide	2,663	5,415	49.2%	49.2%

Children Exiting Out-of-Home Care to a Permanent Home within Twelve Months for Children in Out-of-Home Care Twelve to Twenty-Three Months On-Demand Listing - Report #1138



Federal Measure - Children Achieving Permanency within 12 Months for Children in Out-of-Home Care

24 Months or More as of 07/01/23

FY 23/24 Target is 30%

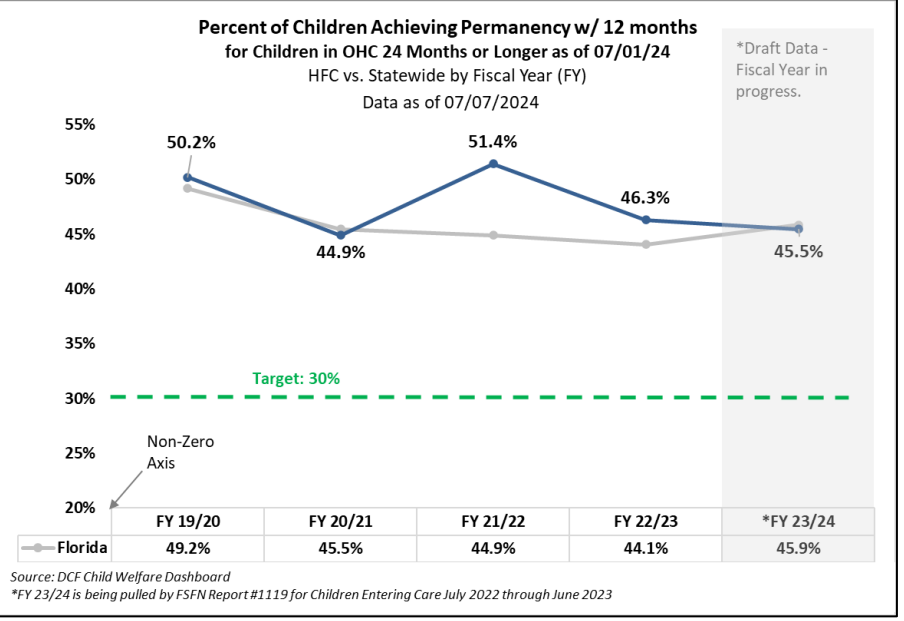
Statewide Measure - FY 23/24, Target 30%				Percent Timely FY 22/23 (last FY)	% Increase Since 3/24
Children Achieving Permanency within 12 Months for Children in OHC 24+ Months as of 07/01/23 (as of 07/07/2024)					
Agency	Permanency Since July 1st	Total Children in OHC 24+ Months	Percent Timely Permanency		
CHS	41	94	43.6%	51.4%	9.6%
LSF	59	128	46.1%	44.3%	18.8%
OHU	45	97	46.4%	42.0%	7.2%
HFC Total	145	319	45.5%	46.2%	12.5%
Statewide	2,527	5,509	45.87%	42.88%	11.9%

Source: Children Achieving Permanency w/ 12 Months for children in OHC 24 Months or Longer #1197
*Permanency = adoption, permanent guardianship or reunification w/ parent



Statewide Measure - FY 23/24, Target 30%				
Children Achieving Permanency within 12 Months for Children in OHC 24+ Months as of 07/01/23 (as of 07/07/2024)				
Agency / Unit	Total Children in OHC 24+ Months	Permanency Since July 1st	Percent Timely Permanency	% Increase Since 3/24
CHS ★	41	94	43.6%	43.6%
141832-CHSFL (IL)	0	8	0.0%	0.0%
141834-CHSFL ★	1	3	33.3%	33.3%
141846-CHSFL ★	4	8	50.0%	50.0%
141839-CHSFL ★	3	6	50.0%	50.0%
141835-CHSFL (Adop) ★	31	62	50.0%	50.0%
141852-CHSFL	2	7	28.6%	28.6%
LSF ★	59	128	46.1%	46.1%
141828-LSF	6	22	27.3%	27.3%
141827-LSF ★	8	11	72.7%	72.7%
141836-LSF ★	6	16	37.5%	37.5%
141845-LSF ★	10	21	47.6%	47.6%
141848-LSF	0	4	0.0%	0.0%
141849-LSF ★	14	22	63.6%	63.6%
141850-LSF (Adop) ★	6	8	75.0%	75.0%
141929-LSF ★	9	20	45.0%	45.0%
14-HFC-LSF ADMIN (IL)	0	4	0.0%	0.0%
OHU ★	45	97	46.4%	46.4%
142853-OHU-HARDEE ★	7	17	41.2%	41.2%
142854-OHU-HIGHLANDS (IL)	0	3	0.0%	0.0%
142855-OHU-HIGHLANDS ★	10	15	66.7%	66.7%
140121-OHU-HIGHLANDS (Adop) ★	21	45	46.7%	46.7%
142858 OHU-POLK ★	2	5	40.0%	40.0%
142852-OHU-POLK ★	3	6	50.0%	50.0%
142856-OHU-POLK	0	4	0.0%	0.0%
HFC Total ★	145	319	45.5%	45.5%
Statewide ★	2,527	5,509	45.9%	45.9%

Children Exiting Out-of-Home Care to a Permanent Home within Twelve Months for Children in Out-of-Home Care Twenty-Four Months or More On-Demand Listing - Report #1197



Adoption Finalizations

Percent of Adoptions Finalized with 24 Months of Removal & Percent of Adoption Goal Met

Heartland for Children - DCF Circuit 10
Adoption Finalizations for FY 23-24

**Adoption
Goal Met!**



**Upcoming Finalization
Dates FY(24/25)**

- July 17 & 24 2024
- August 14 & 21, 2024
- September 18 & 25, 2024

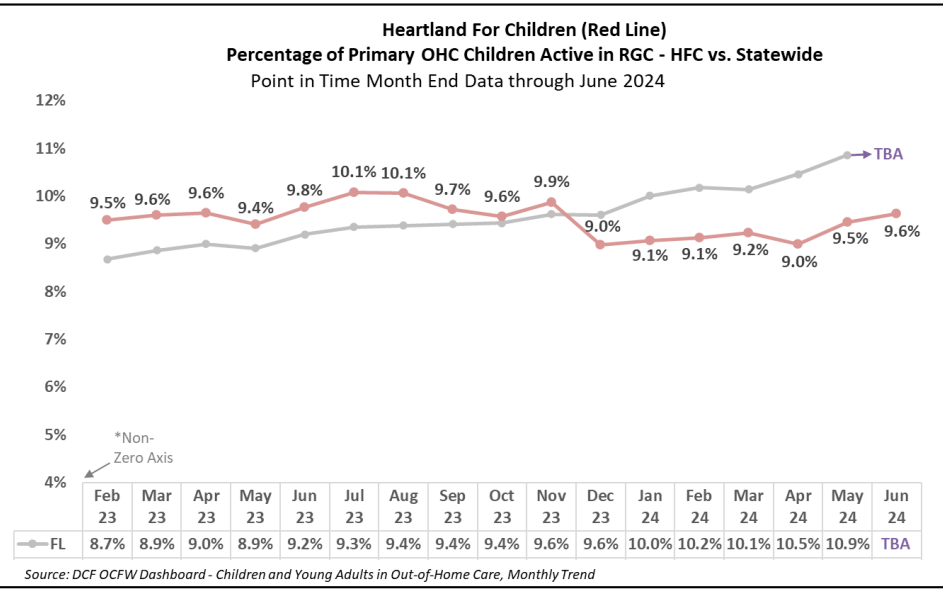
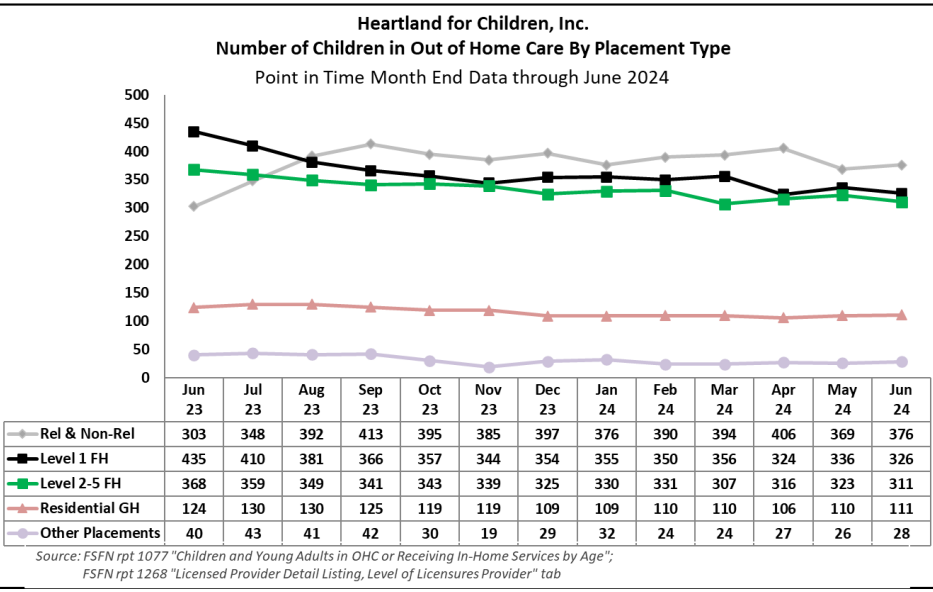
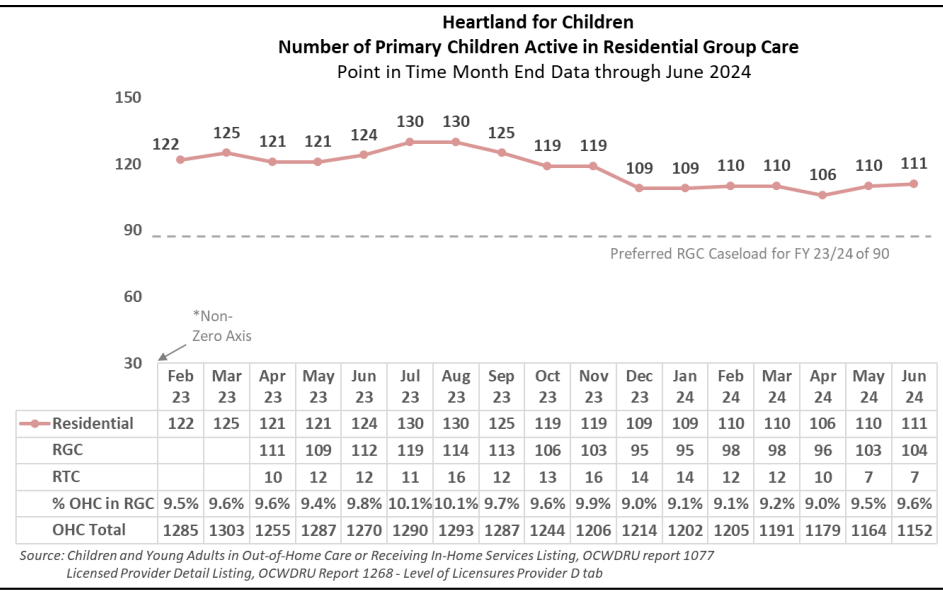
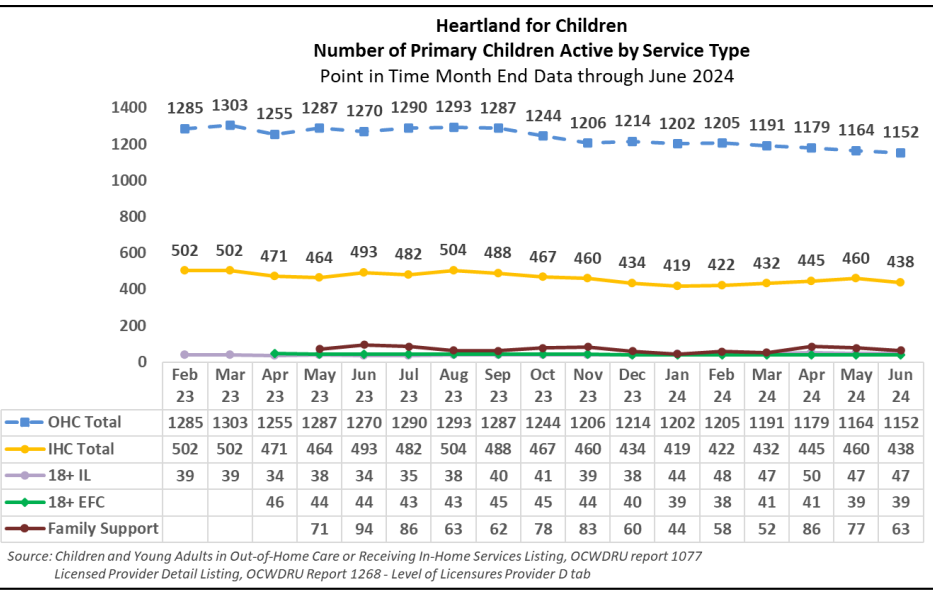


	Jul-23	Aug-23	Sep-23	Oct-23	Nov-23	Dec-23	Jan-24	Feb-24	Mar-24	Apr-24	May-24	Jun-24
Finalized	4	13.5	20.5	32.5	51	62.5	77.5	95	108	133	146.5	167
Target	39	39	39	78	78	78	117	117	117	155	155	155

Source: HFC Adoption Database; Data-as-of: July 9, 2024

Adoption Finalizations FY 23-24 - <u>4th Quarter</u> as of 07/09/2024			
CMO	Finalized Adoptions YTD	FY Target	FY Target Met
CHS	46.5	44	105.7%
LSF	59	59	100.0%
OHU	61.5	52	118.3%
Total	167	155	107.7%

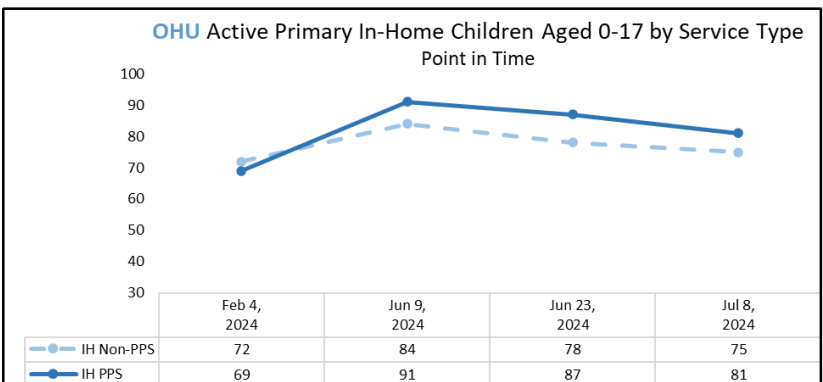
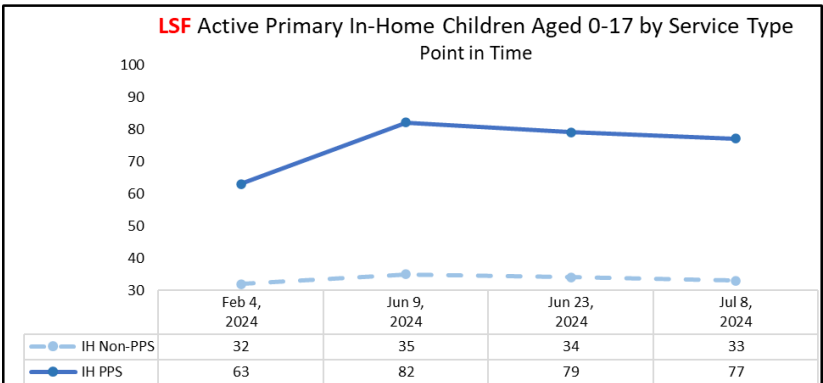
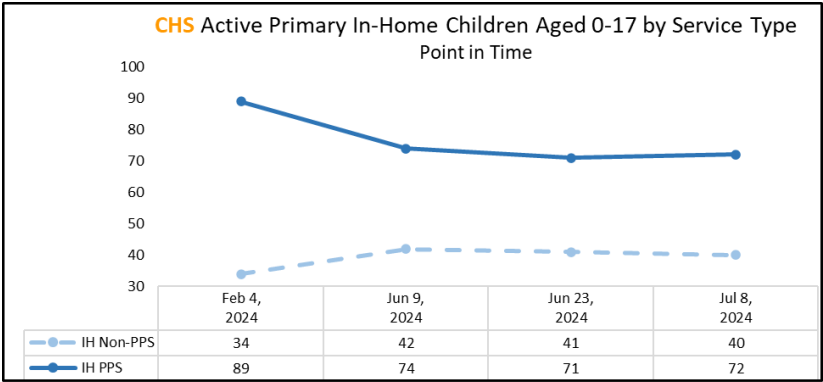
➤ Children Served at Month End by Service Type
➤ Number and Percent of Children Served in Residential Care



FY 2023-2024 Children In-Home Care Closures Initiative

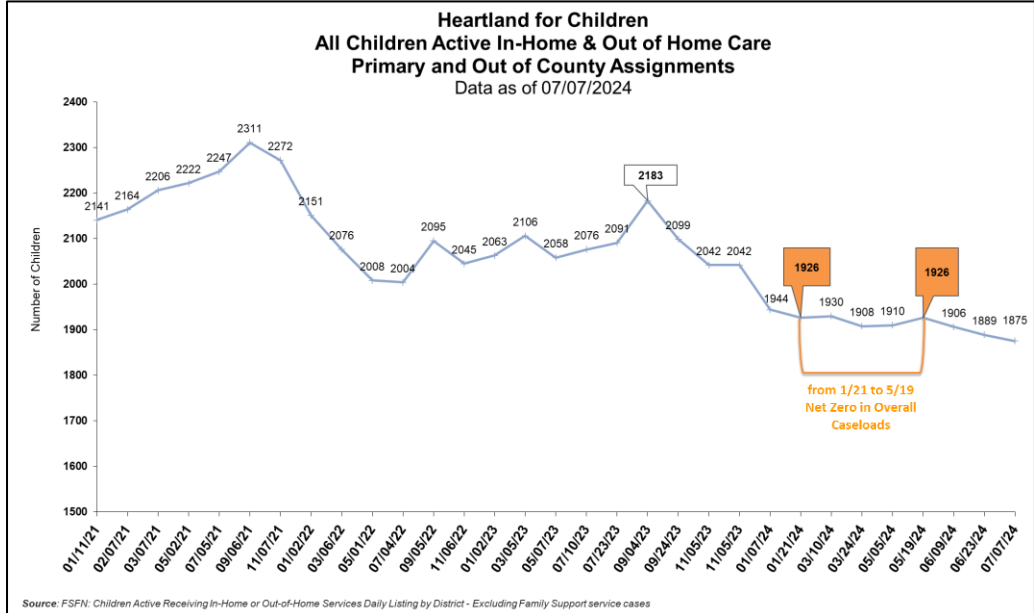
PPS: Post Placement Supervision (Children Reunified with the Removal Parent)

Non-PPS: Children Receiving In-Home Services the entire time from Case Transfer from DCF to CMO



Heartland for Children Active Primary Children Aged 0-17 Receiving In-Home Services - PPS and Non-PPS Data as of 07/08/24												
CMO	In-Home Service Type	0-4 Months	5 Months	6 Months	7-9 Months	10 Months	11 Months	12-15 Months	16-23 Months	24-35 Months	36+ Months	CMO Total
CHS	Non-PPS	18	5	0	0	1	1	5	8	2	0	40
	PPS	41	11	2	14	0	1	2	1	0	0	72
	CHS Total	59	16	2	14	1	2	7	9	2	0	112
LSF	Non-PPS	13	1	1	1	0	2	9	2	4	0	33
	PPS	49	8	2	17	0	1	0	0	0	0	77
	LSF Total	62	9	3	18	0	3	9	2	4	0	110
OHU	Non-PPS	26	5	3	4	3	0	8	12	7	7	75
	PPS	55	5	5	11	0	1	3	1	0	0	81
	OHU Total	81	10	8	15	3	1	11	13	7	7	156
NTF	Non-PPS	45	7	0	0	0	0	0	0	0	0	52
	PPS	45	7	0	0	0	0	0	0	0	0	52
	NTF Total	45	7	0	0	0	0	0	0	0	0	52
HFC	Non-PPS	102	18	4	5	4	3	22	22	13	7	200
	PPS	145	24	9	42	0	3	5	2	0	0	230
	HFC Total	247	42	13	47	4	6	27	24	13	7	430

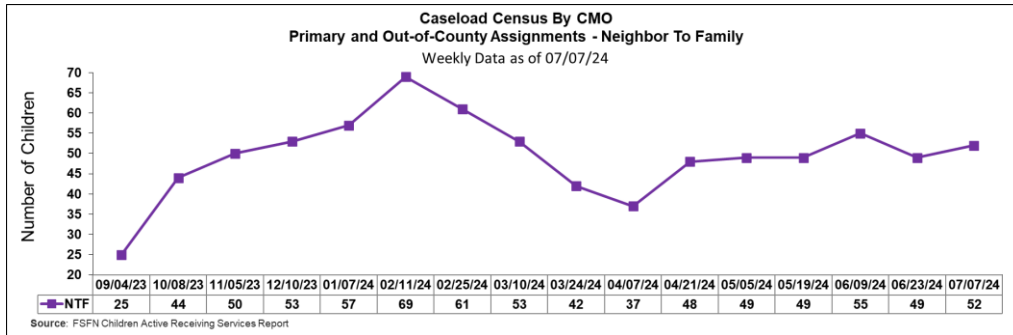
Source: Children and Young Adults Actively Receiving IH Services or in OHC Care Daily Listing - FSN Report #1329
PPS = Post Placement Supervision; Non-PPS = DCF Case Transfer to CMO, In-Home Services



Source: FSN: Children Active Receiving In-Home or Out-of-Home Services Daily Listing by District - Excluding Family Support service cases

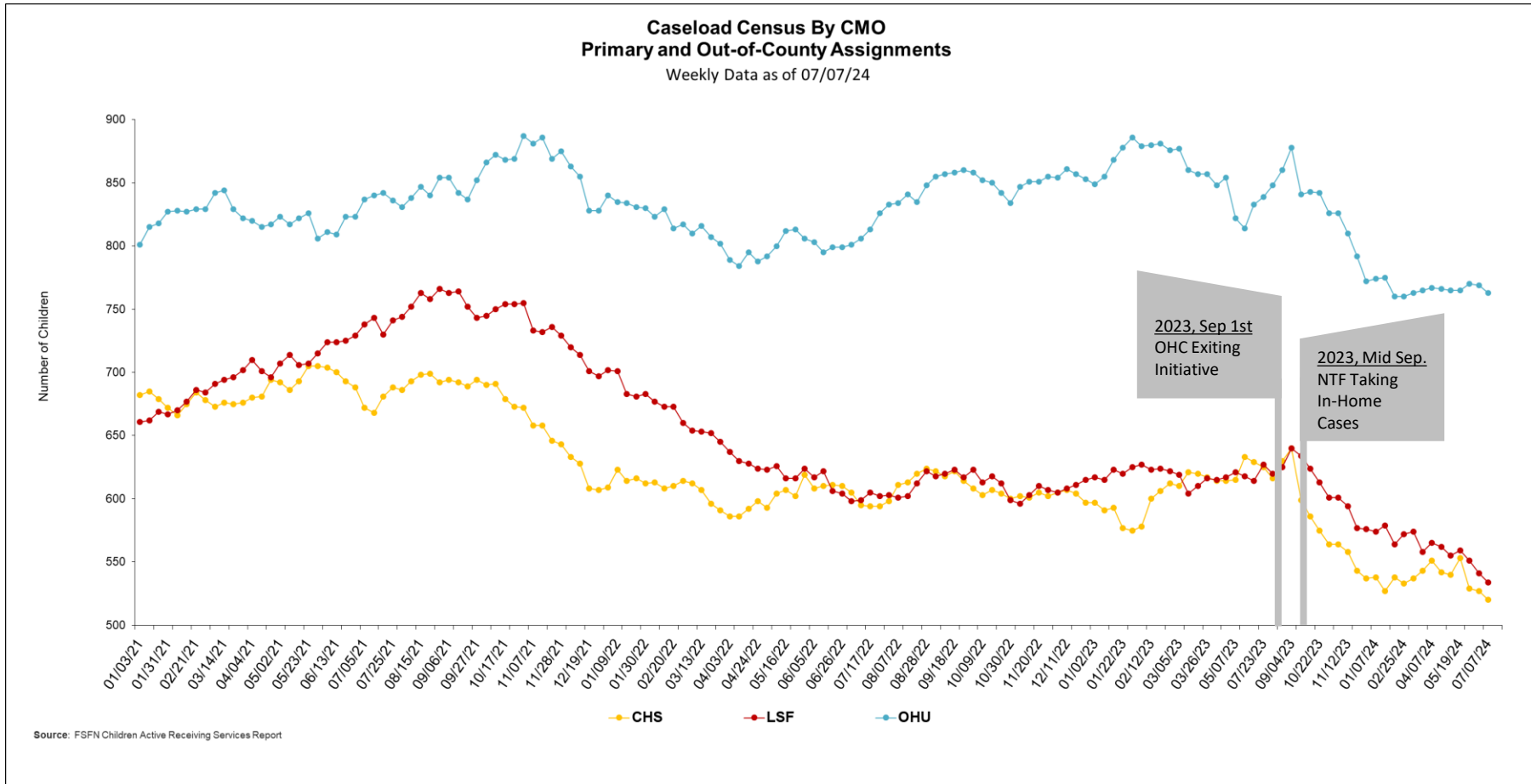
Caseload Census Information

CBC Services Weekly Caseloads By CMO



Number of Children by CMO Last 6 Reporting Periods

Agency	4/21/2024	5/5/2024	5/19/2024	6/9/2024	6/23/2024	7/7/2024
CHS	542	540	553	529	527	520
LSF	562	555	559	551	541	534
OHU Primary	560	558	561	572	576	567
OHU/OCS	206	207	204	198	193	196
OHU Total	766	765	765	770	769	763
NTF	48	49	49	55	49	52
HFC Total	1,918	1,910	1,926	1,906	1,889	1,875



Caseload Census Information

Case Manager Caseload Breakdown by Agency – Data as of 07/07/2024

Count of Case Managers Within a Caseload Range							
CMO	1-5 Children in Caseload	6-15 Children in Caseload	16-24 Children in Caseload	25-29 Children in Caseload	30+ Children in Caseload	Total Case Managers*	Avg # of Children per CM
CHS	0	1	5	3	8	17	30.6
LSF	2	8	18	1	0	29	18.4
OHU	0	4	2	11	9	26	29.3
NTF	1	5	0	0	0	6	9.7
# of CMs	3	18	25	15	17	78	24.0

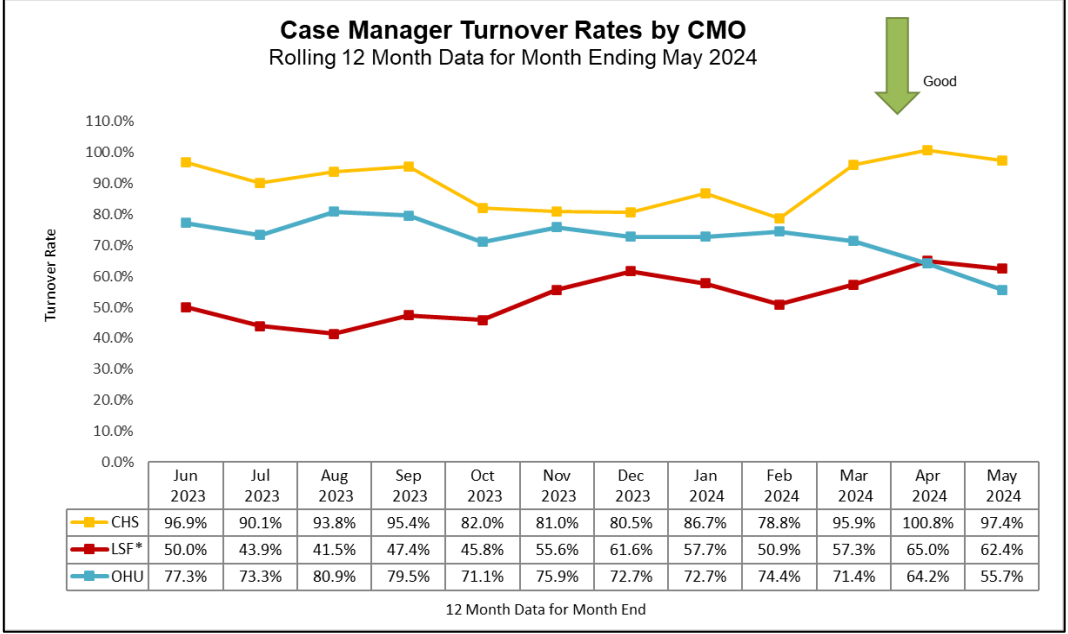
Percent of Case Managers That Are at or Under the National Caseload Standard of 15			
CMO	# Case Managers w/ Primary Caseload	# with Caseload at 15 or lower	Percent at 15 or lower
CHS	17	1	5.9%
LSF	29	10	34.5%
OHU	26	4	15.4%
NTF	6	6	100.0%
HFC	78	21	26.9%

* Data Excludes Unit Supervisors, FTC Facilitators & Resigned CMs Count

Case Management Organization Turnover

12 Month Case Manager Turnover Rates by Agency

Employee Turnover Rates By CMO 12 Month Data for Month Ended May 2024		
CMO	Case Manager	Case Manager Supervisor
CHS	97.4%	23.5%
LSF*	62.4%	7.7%
OHU	55.7%	26.1%



Caseload Census by Case Manager and Organization

Data as of 07/07/2024

Caseload of 1 - 5 Children (-1)		
CMO	Case Workers	#
LSF	Durant, Paris	5
LSF	Malave, Luis	5
LSF	Collins, Sara	1

Caseload of 16 - 24 Children (-1)		
CMO	Case Workers	#
OHU	Garcia, Anakeidie	24
LSF	Bickel, Sherry	24
LSF	Pena, Yulissa	24
LSF	Renfro, Andrew	23
LSF	Coleman, Tangelia	22
CHS	Standen, Brayden	22
CHS	Covington, Walter	22
LSF	Escartin Vega, Kathia	22
LSF	Williams, Careatha	21
LSF	Brown, Desiree	21
CHS	Lopez, Lena	21
LSF	Franklin, Yoshika	21
LSF	Willingham, Jadashia	21
LSF	Blocker, Amanda	21
LSF	Pamphile, Emmanuella	21
LSF	Ellis, Darren	20
LSF	Lynch, Rodina	20
LSF	Morris, Alundrea	19
LSF	Blackwood, Sandra	19
LSF	Johnson, Tania	19
LSF	Lott, Carla	18
OHU	Southall, Akeva	18
CHS	Fort, Angela	16
LSF	Bon-Fiol, Nikol	16
OHU	Shay, Ryan	16

Caseload of 25 - 29 Children		
CMO	Case Workers	#
CHS	Sisk, Sarah	29
CHS	Beasley, Charlita	29
OHU	Pizarro, Frances	29
OHU	Brutus, Marie	29
CHS	James, Aleah	29
CHS	Knowlton, Sera	29
OHU	Valencia, Alejandro	28
OHU	Cleveland, Tammy	28
OHU	Young, Vanessa	28
OHU	Thompson, Wyshana	27
OHU	Cherident, Camy	27
LSF	Ramnaugh, Shan	26
CHS	Hiers, Katherine	26
OHU	Kohn, Ludessa	26
OHU	Isaacs, August	25

Unit Supervisors Carrying Cases (-1)		
CMO	Case Workers	#
OHU	Beach-Solmo, Amber	3
CHS	Cortes, Jennifer	2
OHU	Colon, Lisette	2
OHU	Gadson, Berlendah	2

Caseload of 6 - 15 Children (+2)		
CMO	Case Workers	#
LSF	Pierce, Pamela	15
CHS	Whiting, Kari	14
NTF	Cruz, Ana	14
CHS	Dawes, Dominique	14
OHU	Howe, Danielle	14
NTF	Bates, Brittany	13
LSF	Cruz, Veronica	12
OHU	Brody, Jessica	11
NTF	Mattison, Sharon	10
LSF	Bean, Jonesha	9
LSF	Koons, Brittany	8
LSF	Hockenberry, Matthew	8
OHU	Distler, Rebecca	8
NTF	Wolf, Lauren	8
LSF	Townes, Rachel	7
OHU	Nettles, Markisha	7
LSF	Thomas, Tracy	7
NTF	Conklin, Danielelle	7
LSF	Linen, Fawn	6
NTF	Jones, Gwendolyn	6

Caseload of 30+ Children (-1)		
CMO	Case Workers	#
OHU*	Fuentes, Norma	50
OHU*	Bailon, Margarita	48
OHU*	Villegas, Anna	47
OHU*	Smith, Lorie	46
OHU*	Simmons, Shannon	44
CHS	Bruce, Kortney	36
CHS	Kaina, Kelly	36
CHS	Mcphail, Allissa	34
CHS	Angulo, Kayla	34
OHU	Bello, Bianca	32
CHS	Bain, Claire	32
OHU	Mcgahee, Timika	32
OHU	Dedrick, Dawn	32
OHU	Sausaman, Allison	30
CHS	Rodgers, Aleah-Faith	30
CHS	Meola, Laura	30
OHU	Johnson, Randi	30

Circuit 10 Children Active by Assignment Role for CMO TAYS, FTC and Adoption Workers

Data as of 07/07/24

Case Worker	Pri.	Sec.	OOC	Grand Total
Cruz, Cheyleen	1	0	0	1
FTC - CHS	1	0	0	1
Nieves, Carlos	24	1	0	25
Humber, John	10	67	0	77
TAYS - CHS	34	68	0	102
Cortes, Jennifer	2	37	0	39
Dawes, Dominique	14	7	0	21
Whiting, Kari	14	6	0	20
Adoption - CHS	30	50	0	80
Peralta, Joshua	30	0	0	30
Jones, Dane	1	47	0	48
TAYS - LSF	31	47	0	78
Collins, Sara	1	6	0	7
Parrish, Elizabeth	0	21	0	21
Hampton, Sharday	0	9	0	9
Adoption - LSF	1	36	0	37
Metelus, Getro	2	19	1	22
Sandbrook, Mary	10	26	0	36
Vazquez, Roger	6	39	1	46
TAYS - OHU	18	84	2	104
Howe, Danielle	14	1	0	15
Nettles, Markisha	7	1	0	8
Southall, Akeva	18	0	0	18
Myers, Julieanne	0	1	0	1
Adoption - OHU	39	3	0	42
TAYS Total	83	199	2	284
Adoptions Total	70	89	0	159

Pri. = Primary - Sec. = Secondary - OOC = Out of County

Data Source : FSN Report - Children Active Receiving In-Home or Out-of-Home Services Daily Listing by District

*These OHU case managers contain caseloads that are over 65% OCS cases. On average an OCS case compares to 1.54 regular cases (i.e., 20 OCS cases approx. equals 13 regular cases).

All CHS case managers are supported by Case-Aim support. On average a Case-Aim supported case compares to 1.33 regular cases (i.e., 20 cases with Case-Aim approx. equals 15 cases without Case-Aim support).

Red = Supervisors, FTC Facilitators & Resigned CMs carrying cases Orange = Terminated Workers Carrying Caseloads in FSN

Healthcare Information

Data Entered Into FSFN for Children in Out-of-Home Care

Health Information in FSFN for Children in OHC as of 07/07/2024						
Agency	# of Children in OHC	% With a Medical Record in FSFN	% With Medical Service in last 12 Months	% With Dental Service in Last 7 months	% with Immunizations Up to Date	Overall Performance
CHS	370	100.0%	94.3%	94.0%	96.8%	95.0%
LSF	390	100.0%	97.2%	90.7%	99.2%	95.7%
OHU	392	99.7%	93.9%	82.3%	95.4%	90.5%
HFC	1152	99.9%	95.1%	89.1%	97.1%	93.8%

Source: FSFN report 1009 "Source: "Healthcare Service Information for OHC"

Health Information in FSFN as of 07/07/2024				
Agency	# of Missing Medical Records	# of Medical Appointments Needing Update	# of Dental Appointments Needing Update	# of Immunization Needing Update
CHS	0	21	16	12
LSF	0	11	24	3
OHU	1	24	45	18
HFC	1	56	85	33

Source: "Healthcare Service Information for OHC - Report 1009"

Scorecard Measures 9 & 10 - Children Receiving Healthcare Services

SM 9 - Percent of children in out-of-home care who have received medical services in the last 12 months – Target = 95%

SM 10 - Percent of children in out-of-home care who have received dental services in the last 7 months – Target = 95%

Scorecard Measure #9 Children Receiving Medical Services Within Last 12 Mths Daily Snapshot as of 07/07/2024			
Agency	Appointment within last 12 mths	Total Children out-of-home care	Percent Medical Services Received
CHS	349	370	94.3%
LSF	379	390	97.2% ★
OHU	368	392	93.9%
HFC Total	1096	1152	95.1% ★
Statewide	15,970	17,268	92.5%

Source: FSFN report 1096 – Children in OHC Who Received Medical Services in the Last Twelve Months

Scorecard Measure #10 Children Receiving Dental Services Within Last 7 Mths Daily Snapshot as of 07/07/2024			
Agency	Appointment within last 7 mths	Total Children out-of-home care	Percent Dental Services Received
CHS	250	266	93.9%
LSF	235	259	90.7%
OHU	209	254	82.3%
HFC Total	694	779	89.09%
Statewide	9,765	11,846	82.43%

Source: FSFN report 1093 – Children in OHC Who Received Dental Services in the Last Seven Months

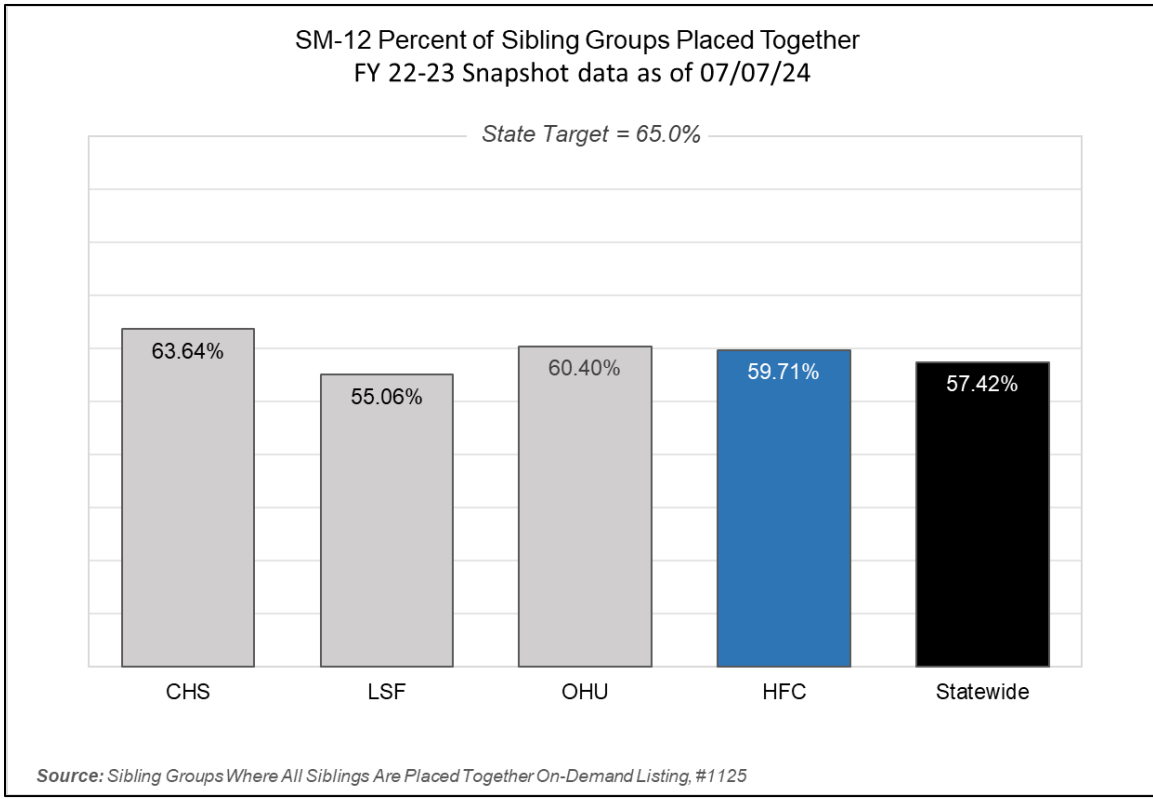
Scorecard Measure 12 – Separated Siblings

SM12 - Percentage of sibling groups in out-of-home care where all siblings are placed together – Target = 65.0%

SM12 - Percent of Sibling Groups Placed Together FY 22-23 Snapshot data as of July 07, 2024			
Agency	Number of Cases w/ Siblings Together	Total Cases Sibling Groups	Percent of Siblings Placed Together
CHS	56	88	63.64%
LSF	49	89	55.06%
OHU	61	101	60.40%
HFC	166	278	59.71%
Statewide	2,373	4,133	57.42%

Source: Sibling Groups Where All Siblings Are Placed Together On-Demand Listing, #1125

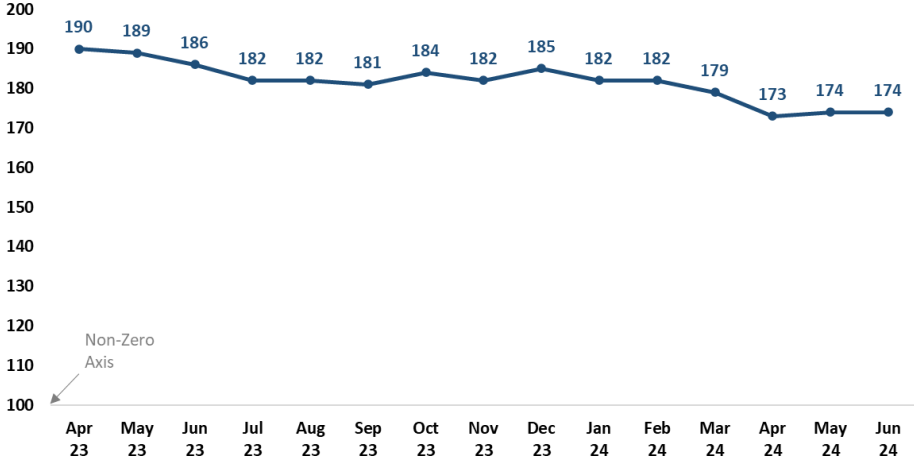
Number of sibling groups to achieve SM12 target – 28 Sibling Groups



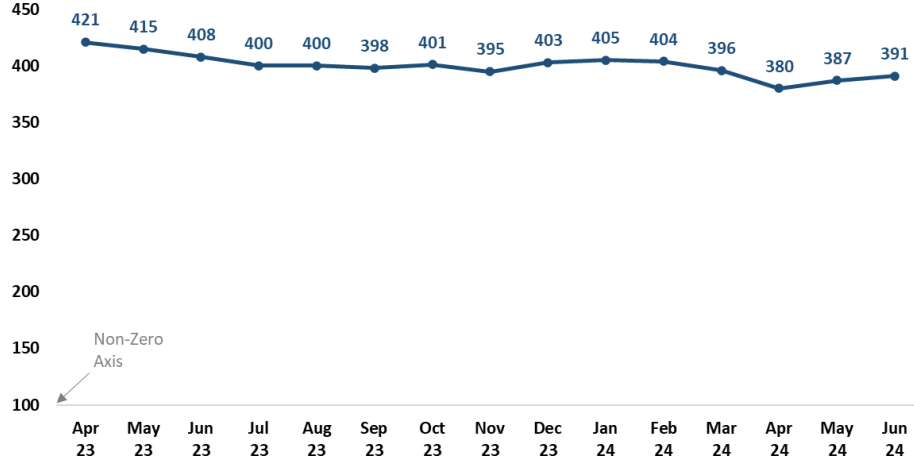
Number of Foster Homes and Foster Bed Capacity

Percent of Foster Home Utilization and Teen Placement in a Foster Home

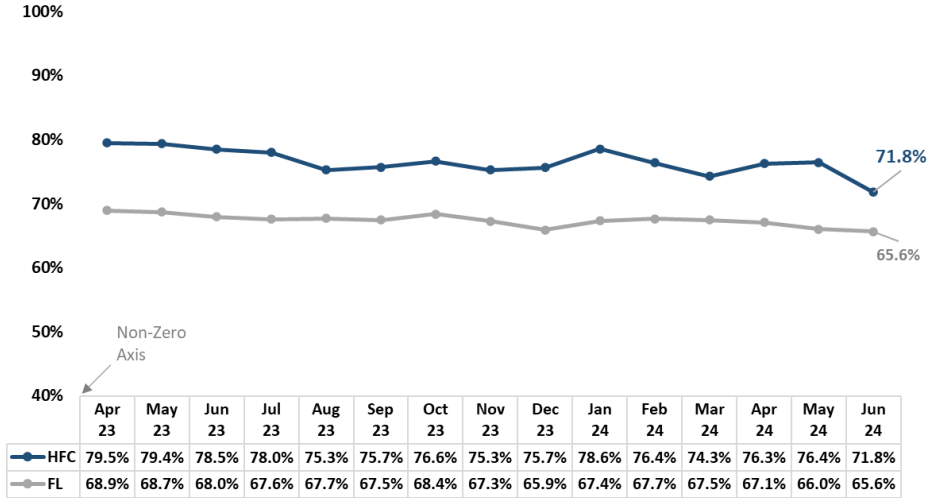
Heartland for Children
Number of Foster *Homes* - Months End Snapshot
Last 15 Months through June 2024



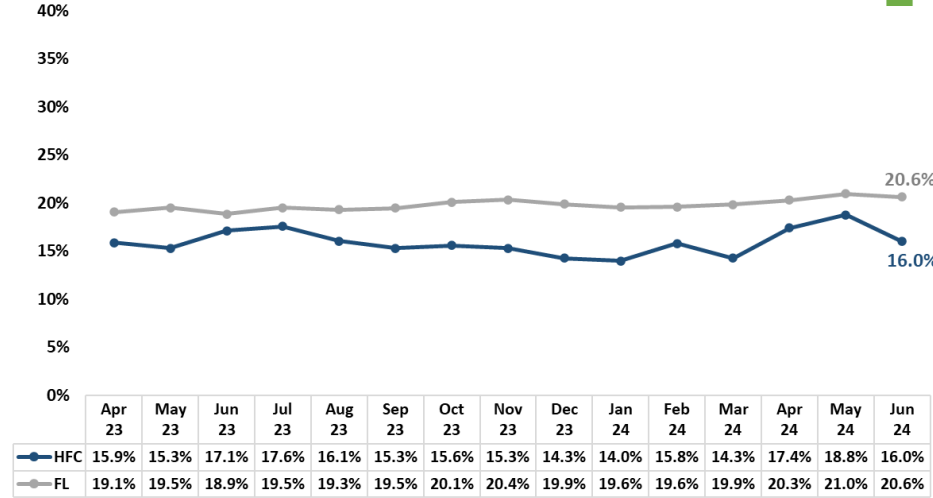
Heartland for Children
Number of Foster *Beds* - Months End Snapshot
Last 15 Months through June 2024



Heartland for Children
Percent of Foster Homes Utilized (w/a Placement)
Last 15 Months through June 2024



Heartland for Children
Percent of Foster Homes w/a Teen Placement
Last 15 Months through June 2024

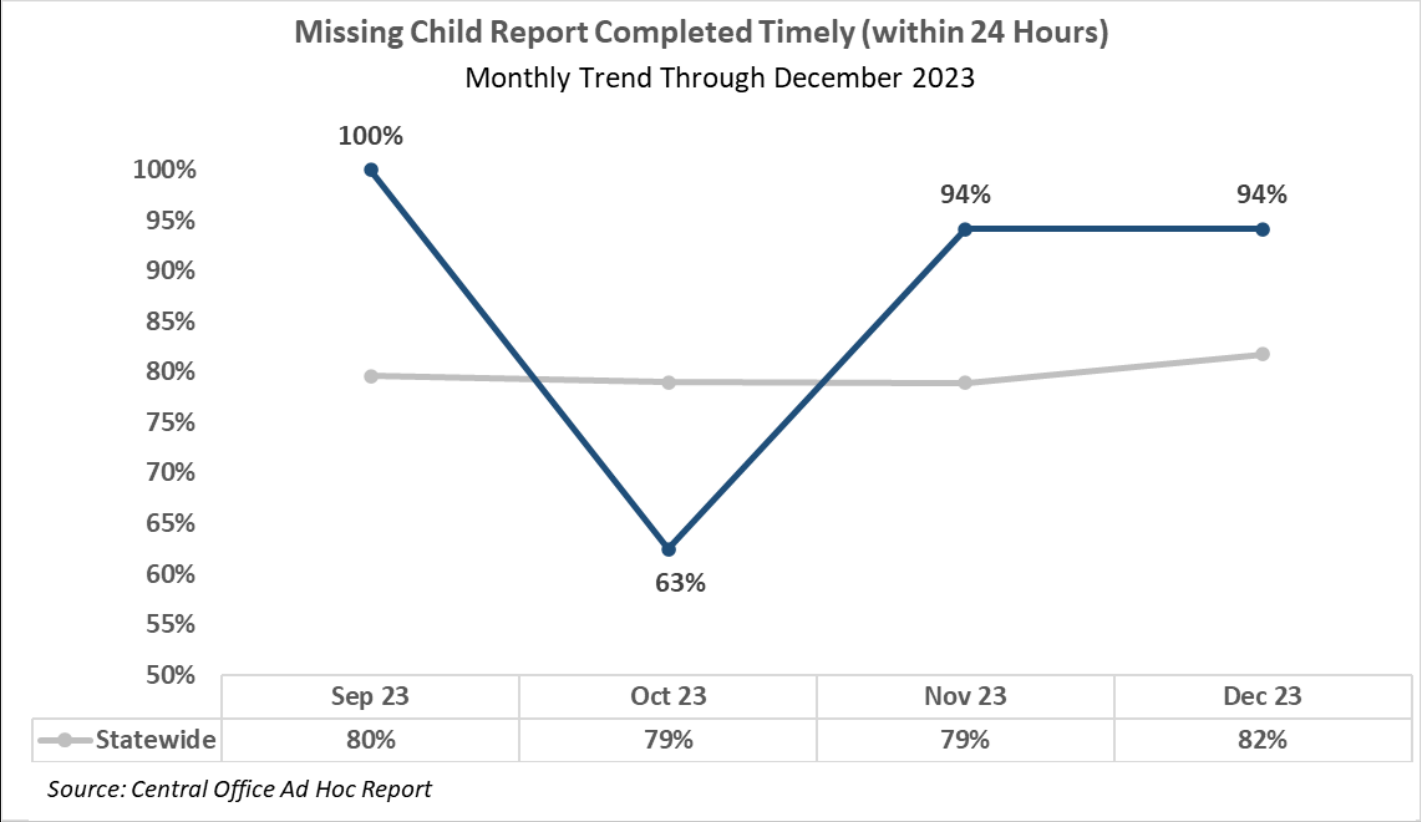


Missing Children in Out of Home Care

Children currently missing or recovered while in OHC

Heartland for Children Children in OHC who are Missing or Now Recovered 7/7/2024					
	Current Missing	Late Reports	Late ATL	Recoveries	Late Debriefs
CHS	1	0	0	1	0
LSF	0	0	0	0	0
OHU	0	0	0	0	0
CPI	0	0	0	0	0
Total	1	0	0	1	0

Source: HFC MCR Tracking Log *ATL = Attempts to Locate*



In-Home Safety Plan Management

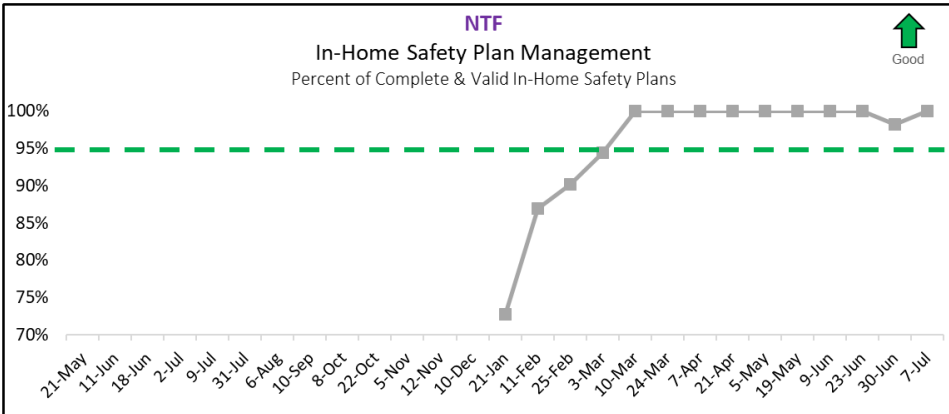
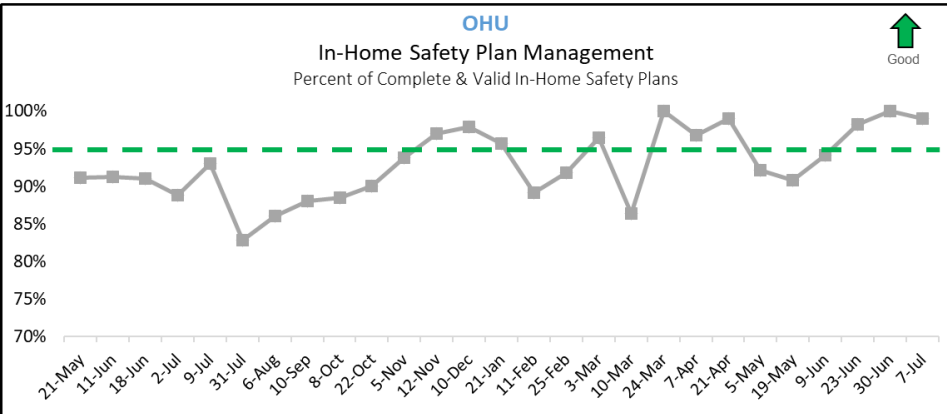
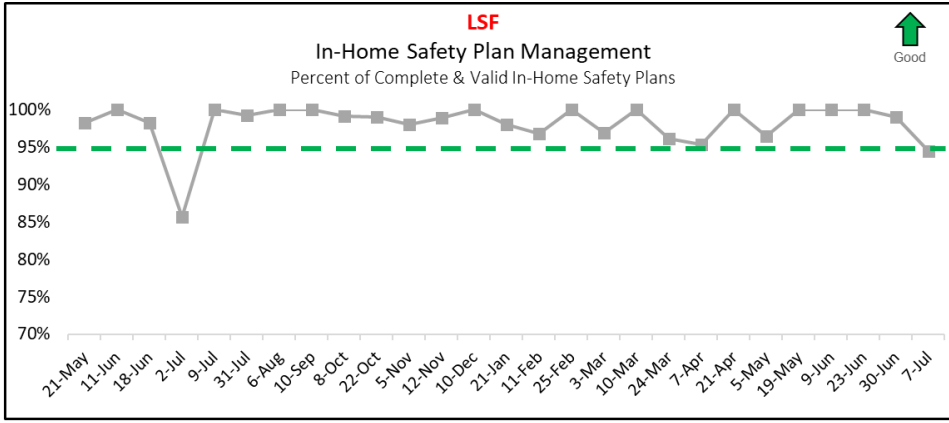
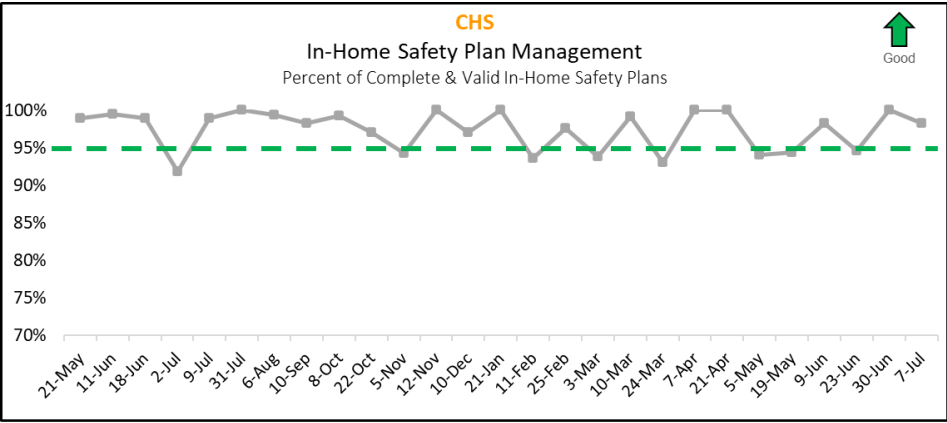
Percent of Completed In-Home Safety Plans under 180 Effective Days – Target: **95.0%**

In-Home Safety Plan Management				
Percent of <u>Completed</u> In-Home Safety Plans under 180 <u>Effective</u> Days				
Data as of 07/07/2024				
Agency	No -or- Expired Safety Plans	Complete & Valid Safety Plans	Total Required Safety Plans	Percentage Complete
CHS	2	110	112	98.2%
LSF	6	102	108	94.4%
OHU	1	106	107	99.1%
NTF	0	52	52	100.0%
HFC Total*	9	370	379	97.63%

Source Report: Case Management Safety Management Listing - OCWDRU Report #1301
Target of 95%

Of the 370 completed safety plans, 78 will expire in the next 30 or 60 days			
Agency	Expires in 30 Days	Expires in 60 Days	Total
CHS	16	15	31
LSF	9	20	29
OHU	1	10	11
NTF	0	7	7
HFC Total	26	52	78

Source report 1301 'Case Management Safety Management Listing' - Data as of 07/07/2024



Child Placement Agreement Errors

Active CPA's with errors and non-active CPA's needing closure.

Child Placement Agreement Errors

Data as of 07/07/2024

The 8 active CPA's with errors contain the 9 total errors.

Agency	Total CPA's Needing Correction	Non-Active CPA's Needing Closure	Total Active CPA's not Completed	New CPA Needed	Need to Upload Signed Agreement	Need Supervisor Approval	No Provider Listed	Total Errors
CHS	5	1	4	3	1			4
LSF	2	0	2	2				2
OHU	3	1	2	2	1			3
Total	10	2	8	7	2	0	0	9

Source: FSFN - Child Placement Agreement Status for Children in Out-of-Home Care On-Demand Listing - OCWDRU Report #1256
Criteria: Children with a CPA Effective Date.

Percent of Children with an Active Completed CPA

Data as of 07/07/2024

Agency	Total Active CPA's	CPA's Fully Completed	% of Completed CPA's
CHS	36	32	89%
LSF	27	25	93%
OHU	9	7	78%
Total	72	64	89%

Source: FSFN - Child Placement Agreement Status - OCWDRU Report #1256
Criteria: Children with an CPA Effective Date.

Psychotropic Medications

Children with Psychotropic Medications Prescriptions

Heartland For Children

Number of Children in Out-of-Home Care with at Least one Psyc. Medication and Percent of Children w/ a Valid Consent

Data as of 07/07/2024

Agency	All Children in OHC	% of Children in OHC w/ Psyc Meds	All Children with Psyc Meds	# of children w/ a current parent or court order	% w/ a current parent or court order
CHS	386	9.6%	37	36	97.3%
LSF	406	9.4%	38	38	100.0%
OHU	397	8.6%	34	34	100.0%
HFC	1,190	9.2%	109	108	99.1%
DCF	1	0.0%	0	0	0.0%
Statewide	18,183	13.9%	2,526	2,489	98.5%

Source: Children in OHC with One or More Current Prescriptions for a Psychotropic Medication, Ages 0 to 17 - #1002

Source: Children and Young Adults in Out-of-Home Care or Receiving In-Home Services Listing - #1077

Valid = Children with a parent consent and the parents are TPR'd are not considered valid consents

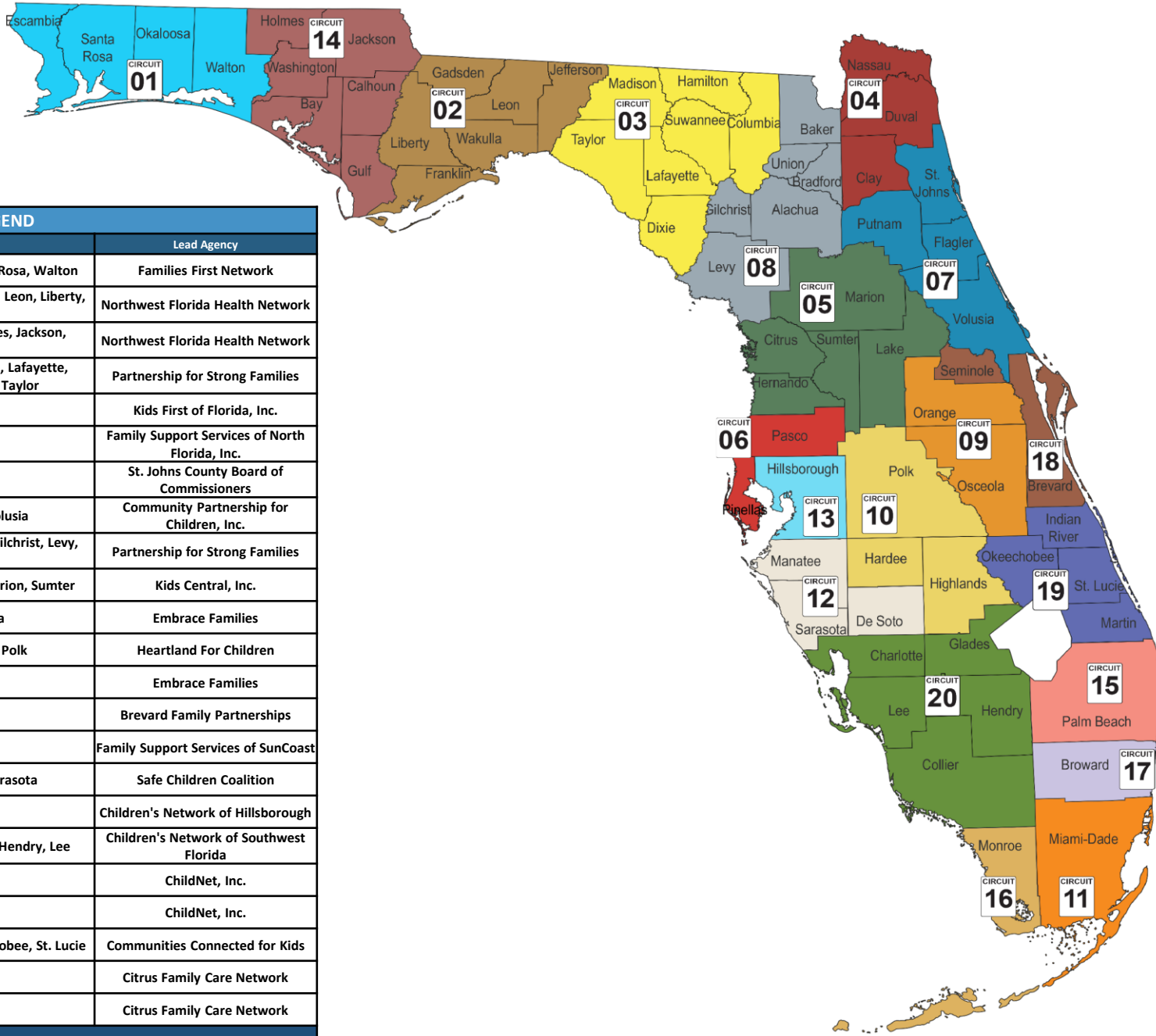
Unified Home Studies – Approval Status

Cases with a Pending or No UHS – 45+ Days Past Due; **Data-as-of: 06/25/2024**

Relative / Non-Relative Unified Home Study Approval Status 45 Days since Case Transfer - <u>Past Due</u>			
Agency	# of UHS	Status - Pending	Status - No UHS
CHS	4	2	2
LSF	1	1	0
OHU	2	2	0
Total	7	5	2



Community Based Care Lead Agency Map



LEGEND			
Circuit	Region	Counties	Lead Agency
1	North West	Escambia, Okaloosa, Santa Rosa, Walton	Families First Network
2		Franklin, Gadsden, Jefferson, Leon, Liberty, Wakulla	Northwest Florida Health Network
14		Bay, Calhoun, Gulf, Holmes, Jackson, Washington	Northwest Florida Health Network
3	North East	Columbia, Dixie, Hamilton, Lafayette, Madison, Suwannee, Taylor	Partnership for Strong Families
4		Clay	Kids First of Florida, Inc.
4		Duval, Nassau	Family Support Services of North Florida, Inc.
7		St. Johns	St. Johns County Board of Commissioners
7		Flagler, Putnam, Volusia	Community Partnership for Children, Inc.
8		Alachua, Baker, Bradford, Gilchrist, Levy, Union	Partnership for Strong Families
5	Central	Citrus, Hernando, Lake, Marion, Sumter	Kids Central, Inc.
9		Orange, Osceola	Embrace Families
10		Hardee, Highlands, Polk	Heartland For Children
18		Seminole	Embrace Families
18		Brevard	Brevard Family Partnerships
6	Sun Coast	Pasco, Pinellas	Family Support Services of SunCoast
12		DeSoto, Manatee, Sarasota	Safe Children Coalition
13		Hillsborough	Children's Network of Hillsborough
20		Charlotte, Collier, Glades, Hendry, Lee	Children's Network of Southwest Florida
15	South East	Palm Beach	ChildNet, Inc.
17		Broward	ChildNet, Inc.
19		Indian River, Martin, Okeechobee, St. Lucie	Communities Connected for Kids
11	Southern	Miami-Dade	Citrus Family Care Network
16		Monroe	Citrus Family Care Network

AWARENESS FOR JULY

- July 4 - Independence Day
- July 27 – Back to School Bash for Kids in Care

HEALTH RESOURCES

For more COVID information specific to Florida, go to floridahealthcovid19.gov

Call Center is available 24/7
(866) 779-6121 or email
COVID-19@flhealth.gov.

For more vaccine information go to
<https://floridahealthcovid19.gov/covid-19-vaccines-in-florida/>

SAFETY RESOURCES

Internet Safety and Tips

- [Information, Advice and Support to Keep Children Safe Online \(internetmatters.org\)](#)
- [NetSmartz Home \(missingkids.org\)](#)

Safe Sleep

- www.ounce.org/safe_sleep.html

Swim Safety Tips

- Pool Party Water Safety Tips: bit.ly/41UoFcY
- Water Safety Tips: ounce.org/water_safety.html
- nhtsa.gov/campaign/heatstroke

COMMUNITY RESOURCES

Circuit 10 Summertime Fun and Resource Guide

Find summer camps, activity inspiration and other resources for Polk, Highlands and Hardee Counties.

<https://tinyurl.com/HFCsummerguide>

Polk Plays

- Does your child use a school readiness voucher through the Early Learning Coalition of Polk County?
- Are you a Polk County resident with an EBT SNAP card?

If you answer yes to EITHER of these questions, you can receive a FREE one-year membership to Florida Children's Museum. Membership includes all members of your household. Learn more and sign up at polkplays.org

Summer Camp Guide

lakelandmom.com/summer-camp-directory/

Free Books for Children 0-5

uwcf.org/dolly-partons-imagination-library/

United Way's 211

Call 211 or visit 211.org
Getting free confidential help for needs such as food, housing, employment, utilities, mental health and much more is just a text, call, or click away.

ECHO Ministries

Help provide tangible needs to children in foster, adoptive, relative and non-relative care.

To Donate: ECHO Distribution Center every Wednesday from 9AM-12PM at 3625 Century Blvd Unit 1A, Lakeland, FL.

<https://www.echoministriesflorida.net/>

Find Help (Previously Aunt Bertha)

<https://www.findhelp.org/>

Find local resources for food, health, housing, employment programs & other community resources in seconds.

HOPE FLORIDA A PATHWAY TO PROSPERITY Call 850-300-HOPE

myfamilies.com/services/hope-florida

Services offered by Hope Navigators:

- Identifying goals and barriers
- Referrals to local, community-based partners
- One-on-one support to develop a plan to achieve economic-self sufficiency

Autism/ASD Support Group

Last Friday of each month 10AM-11:30AM

At Bonnet Springs Park in Lakeland
Childcare will be provided.

Please call (813) 455-2846 or

email Efigueroa2@usf.edu to register.

Circuit 10 Children's Mental & Behavioral Health Resources

<https://sites.google.com/view/floridac10/mhbhresources/home>

On this site you will find:

- Heartland for Children's Parent Portal
- MyFloridaMyFamily Community Services
- Florida Mobile Response Team- 24/7 Crisis Assistance
- Florida Statewide Medicaid Managed Care
- Florida Association of Christian Child Caring Agencies
- Florida Network Short-term Residential Programs
- Center for Autism Related Disabilities (CARD)
- National Alliance on Mental Illness
- Post Adoption Support
- Zebra Coalition
- Central FL Behavioral Health Network
- Hope Florida – A Pathway to Prosperity

Food Distribution Schedule

Polk, Highlands and Hardee Counties Food Distribution Sites

uwcf.org/initiatives/endhunger/schedule/

Healthy Families Florida

Family support and coaching program that helps parents provide the safe and stable environments children need for healthy growth and development.

healthyfamiliesfla.org/programs_map.html

Domestic Violence Services

Peace River Center's Domestic Violence Program provides free, confidential services for individuals affected by domestic violence, sexual assault and human trafficking crimes, their family members and friends in Polk, Hardee and Highlands counties.

24-Hour Domestic Violence Crisis Lines

Hardee/Highlands 863.386.1167

Polk 863.413.2700

Victim Services Office Line 863.413.2708

Victim Services – Polk County 1860 South Crystal Lake Drive, Lakeland, FL 33801

Victim Services – Hardee/Highlands Counties

1570 Lakeview Drive, Sebring, FL 33870

HFC EVENTS

Foster Care Info Night

Tuesday, July 2nd at 6:30PM

Virtual via Zoom

Register: 863-519-8900 x 289

Back to School Bash for Kids in Care

Saturday, July 27 from 10AM-1PM

Heartland Youth Village

3350 E State Rd 60, Bartow, FL 33830

Space is limited to the first 350 people to register. Register here by 7/19:

<https://form.jotform.com/241284968552063>

HFC's "Let's Talk About it" Podcast

where we provide education and resources for family matters in Polk, Highlands and Hardee Counties

[Apple Podcasts](#) / [Anchor](#) / [Spotify](#) / [YouTube](#)

POLK COUNTY

Free Trainings for Parents & Teachers

Early Learning Coalition of Polk County is hosting classes in multiple locations providing tools and resources and food. Space is limited. Register here: <https://bit.ly/3AJgNz3>

Peer Recovery Center

Center for Behavioral Health Annex
1501 1st Street South, Winter Haven, FL 33880
Hours: Monday – Friday from 9AM-3PM
The center is a place for adults with a mental health diagnosis to receive education, support, resources and socialization.
Contact: (863) 293-1121 x 205789 for more info

Florida Children Museum

400 Bonnet Springs Blvd.
Lakeland, FL 33815
Contact: (863) 687-3869
<https://explorefcm.org>

Carol Jenkin Barnett United Way Resource Center

Offers weekly classes for children from infants through age 5 where parents and children will learn and socialize as they participate in fun, stimulating, developmental activities. These classes are FREE and a great opportunity to meet other moms and caregivers.

- Breast Feeding Support Group
- Autism/ASD Support Group
- Child Development Classes
- Free Tax Prep
- Healthcare Navigator
- Free Child Development Screenings (1st Wednesday and 3rd Monday each month)
- Infant Massage Classes

Location: 400 Bonnet Springs Blvd. Lakeland, FL 33815
<https://uwcf.org/resourcecenter/>

HIGHLANDS COUNTY

Swimming Lessons at YMCA

<http://www.highlandsymca.org/aquatics.htm>

Champion for Children

Provides child abuse and neglect prevention programs and early-intervention services to children and families in Highlands County.

Contact for more info about the documentary **RESILIENCE: The Biology of Stress and the Science of Hope** which talks about the connection between trauma and health.

Office: (863) 382-2905
<https://www.championforchildren.org/>

Children's Museum of the Highlands

Hands on Learning for Ages 1-12
Cost: \$8/per person (ages 1+) for all day play.
219 N Ridgewood Dr. Sebring, Florida
(863) 451-5385 (contact museum for updated hours)

Preservers of Life

Highlands County Community Nursing Organization
This organization provides prevention healthcare and helps businesses and individuals integrate holistic health and wellness practices.

Kasey Pacheco, Community Nurse Collaborator
Kasey@preserversoflife.com | (863) 420-5255

FREE GED Prep & ESOL Classes

South Florida State College is offering free classes for adults in Highlands and Hardee Counties to improve adult literacy.
Contact: Sari Crews
863-784-7473 | sari.crews@southflorida.edu
<https://www.southflorida.edu/future-students/general-educational-development-program-ged>

HARDEE COUNTY

Hardee County Swimming Resources

[Swim Lessons | Florida Department of Health in Hardee \(floridahealth.gov\)](#)

Hardee Help Center

A Christ-centered community service organization bringing hope & healing to Hardee County families in difficult seasons of life.
713 E Bay Street Wauchula, FL 33873
Contact: info@hardeehelpcenter.com | 863-773-0034

Visit Hardee

Website for upcoming events, community updates and resources: <https://www.visithardee.com/events>

FREE GED Prep & ESOL Classes

South Florida State College is offering free classes for adults in Highlands and Hardee Counties to improve adult literacy.
Contact: Sari Crews
863-784-7473 | sari.crews@southflorida.edu
<https://www.southflorida.edu/future-students/general-educational-development-program-ged>



For additional resources and county events, check out our most recent Parent's Corner Newsletter.