

# Performance & Quality Improvement (PQI) Report

Data for week ended Sunday, July 21, 2024



## Mission

Improving safety, permanency and well-being for all children in Polk, Highlands, and Hardee Counties

## Vision

To eliminate child abuse and neglect in Polk, Highlands, and Hardee Counties



# Community Based Care Lead Agency Scorecard

FY 23-24, Quarter 4 Performance

CBC Lead Agency Scorecard Performance Table	Safety				Permanency				Well-Being			
Measures	1. Rate of Abuse per 100,000 days while in foster care.	2. Percent of children who are not neglected or abused during in-home services.	3. Children who are not neglected or abused after closure of services.	4. Children under supervision who are seen every 30 days.	5. Children exiting foster care to a permanent home within 12 months of entering care.	6. Children achieving permanency in 12 months for children in foster care 12 to 23 months.	7. Children who do not re-enter foster care within 12 months of moving to a permanent home.	8. Children's placement moves per 1,000 days in foster care.	9. Children in out-of-home care who have received medical services in the last 12 months.	10. Children in out-of-home care who received dental services within the last 7 months.	11. Young adults in foster care at age 18 that have completed or are enrolled in secondary education.	12. Children placed with all of their siblings who are in out of home care.
<b>Quarterly Scheduled FSN Listing Report #</b>	1272	1156	1157	1158	1159	1160	1162	1161	1163	1164	1165	1166
<b>Standard</b>	<b>8.5</b>	<b>95.0%</b>	<b>95.0%</b>	<b>99.5%</b>	<b>40.5%</b>	<b>43.6%</b>	<b>91.7%</b>	<b>4.12</b>	<b>95.0%</b>	<b>95.0%</b>	<b>80.0%</b>	<b>65.0%</b>
<b>Reporting Period</b>	04/01/23 to 03/31/24	04/01/23 to 03/31/24	10/01/22 to 09/30/23	07/01/23 to 06/30/24	07/01/22 to 06/30/23	07/01/23	07/01/21 to 06/30/22	07/01/23 to 06/30/24	06/30/24	06/30/24	07/01/23 to 06/30/24	06/30/24
ChildNet-Broward	7.32	94.68%	98.57%	99.75%	31.89%	49.66%	94.65%	4.44	96.06%	91.43%	79.25%	60.70%
ChildNet-Palm Beach	8.70	96.26%	96.36%	99.74%	35.98%	61.58%	93.18%	3.79	92.07%	88.45%	85.42%	67.13%
Childrens Network of SW Florida	4.51	98.12%	97.69%	99.87%	39.63%	63.16%	94.92%	5.90	98.13%	98.99%	94.44%	58.12%
Childrens Network-Hillsborough	6.67	97.78%	96.38%	99.67%	17.63%	38.97%	91.53%	4.90	96.82%	90.86%	76.27%	53.61%
Citrus Health Network	5.29	97.12%	98.94%	99.66%	23.37%	44.17%	92.37%	5.18	97.53%	96.25%	89.87%	61.20%
Communities Connected for Kids	13.98	95.86%	97.36%	99.86%	34.45%	64.80%	92.48%	3.91	96.65%	94.46%	73.91%	60.20%
Community Partnership for Children	8.51	97.44%	97.08%	99.88%	26.46%	58.22%	80.95%	3.97	98.08%	92.02%	79.31%	54.11%
Family Integrity Program	9.56	98.02%	99.01%	99.90%	28.57%	78.95%	92.31%	5.46	100.00%	100.00%	66.67%	57.14%
Family Partnerships of Central Florida	9.57	94.34%	97.56%	99.26%	24.36%	45.55%	87.83%	5.17	89.63%	80.29%	85.90%	55.73%
Family Support Services of North Fla	5.59	96.58%	97.01%	99.76%	22.58%	41.39%	96.36%	5.71	95.16%	81.15%	90.00%	50.21%
FSS Suncoast	5.91	97.26%	98.23%	99.73%	30.65%	52.12%	92.47%	5.33	89.93%	74.69%	57.41%	57.50%
<b>Heartland for Children</b>	<b>6.33</b>	<b>95.72%</b>	<b>96.93%</b>	<b>99.75%</b>	<b>35.61%</b>	<b>48.23%</b>	<b>93.23%</b>	<b>3.21</b>	<b>96.43%</b>	<b>91.73%</b>	<b>84.62%</b>	<b>59.35%</b>
Kids Central, Inc.	6.12	96.19%	97.45%	97.81%	26.20%	36.42%	92.02%	9.39	84.66%	61.20%	75.61%	60.53%
Kids First of Florida, Inc.	1.53	99.53%	100.00%	99.81%	18.75%	60.47%	93.33%	4.87	83.23%	56.70%	85.71%	48.65%
NWF Health Network - East	6.03	95.93%	96.60%	99.88%	38.58%	47.57%	85.62%	4.67	96.80%	89.67%	93.75%	56.90%
NWF Health Network - West	13.46	94.10%	95.75%	99.82%	30.57%	65.48%	90.58%	5.89	95.43%	86.80%	93.55%	54.58%
Partnership for Strong Families	8.27	95.97%	98.74%	99.54%	24.48%	55.47%	96.15%	7.05	95.59%	63.67%	61.54%	52.91%
Safe Children Coalition	6.92	97.32%	97.85%	99.53%	41.40%	51.52%	88.20%	5.54	95.55%	88.54%	69.23%	65.91%
<b>Statewide</b>	<b>7.39</b>	<b>96.38%</b>	<b>97.30%</b>	<b>99.13%</b>	<b>29.71%</b>	<b>49.53%</b>	<b>91.55%</b>	<b>5.35</b>	<b>93.45%</b>	<b>83.98%</b>	<b>81.19%</b>	<b>57.39%</b>
<b>Red Zone</b>	<b>8.85</b>	<b>92.9%</b>	<b>92.9%</b>	<b>98.9%</b>	<b>36.3%</b>	<b>39.2%</b>	<b>90.8%</b>	<b>4.54</b>	<b>89.9%</b>	<b>89.9%</b>	<b>69.9%</b>	<b>60.0%</b>

# Contract Measure Updates from FY 23/24 to 24/25

Which measures are staying, and which are moving?

Meas #	Description	Target Changes	Comments
1	Rate of abuse per 100,000 bed days while in out-of-home care	from <=8.5 to now <=9.07	Measure # change from 1 to 6.
2	Percent of children who are not neglected or abused while receiving in-home services	from 96% to 95%	Measure # change from 2 to 7.
3	<i>Percent of children who are not neglected or abused within 6 months of termination of supervision</i>		<i>Removed but will stay on PQI bi-weekly trending</i>
4	Percent of children under supervision who are seen every 30 days	Same of 99.5%	Measure # change from 4 to 8.
5	Percent of children exiting foster care to a permanent home within 12 months of entering care	from 41% to 35%	Measure # change from 3 to 5.
6	Percent of exiting foster care to a permanent home in 12 months for children in foster care 12-23 months	from 44% to 43.8%	Measure # change from 5 to 2.
7	Percent of children who do not re-enter foster care within 12 months of moving to a permanent home.	from 91.7% to 94%	Measure # change from 7 to 5.
8	Children's placement moves per 1000 days in foster care	from <=4.0 to now <=4.5	Measure # change from 8 to 9.
9	<i>Percent of children in out of home care who have received medical services in the last 12 months</i>		<i>Removed but will stay on PQI bi-weekly trending</i>
10	<i>Percent of children in out of home care who received dental services within the last 7 months</i>		<i>Removed but will stay on PQI bi-weekly trending</i>
11	<i>Percent of young adults who aged out of foster care who have completed or are enrolled in secondary education, vocational training, and/or adult education</i>		<i>Removed but will stay on PQI bi-weekly trending</i>
12	Percent of sibling groups where all siblings are placed together	Same of 65%	Measure # change from 11 to 12.

## New Measures added to FY 24/25 Contract Measures

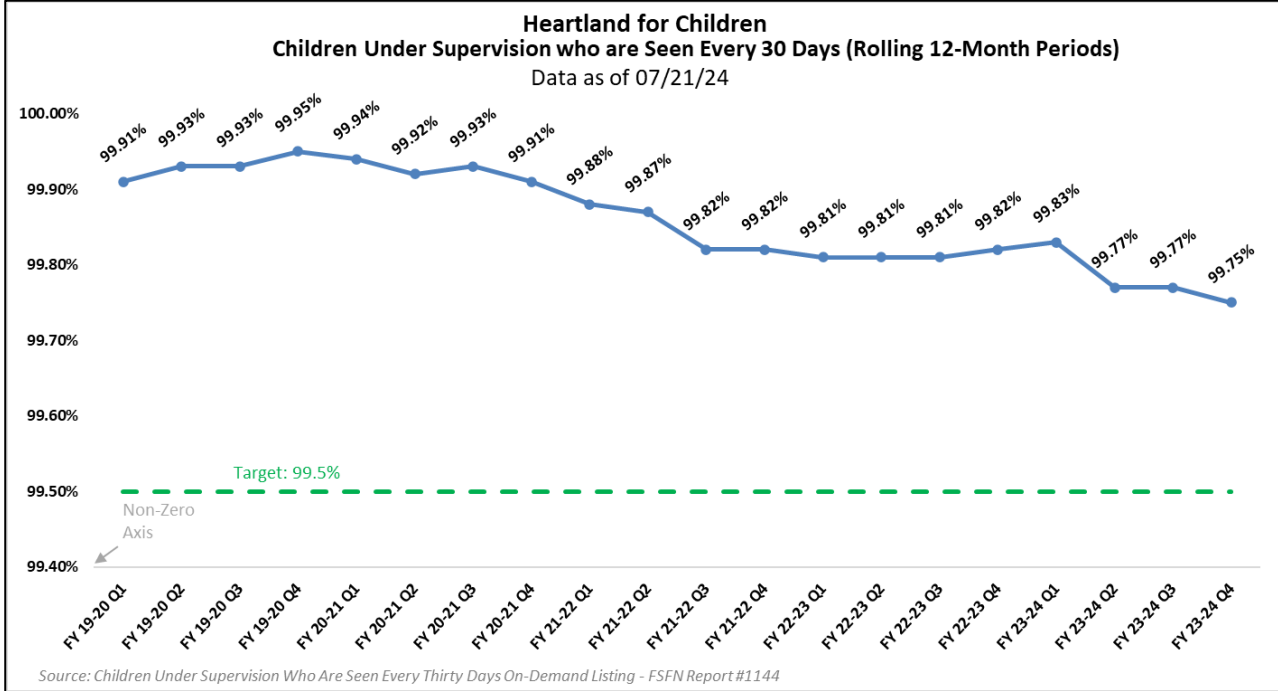
Meas #	Description	Target Changes	Comments
1	Children with no recurrence of verified maltreatment within 12 months of a prior verified maltreatment	from 90.9% to 90.3%	new Measure 1.
4	Children achieving permanency within 12 months for children in out-of-home care for 24 months or more	from 30% to 37.3%	new Measure 4.
10	Percent of children placed with relatives or nonrelatives	from 65% to 60%	new Measure 10.

# Scorecard Measure 4 – Children Seen Every Thirty Days

SM04 - Percent of children under supervision who are required to be seen every 30 days – Target = 99.5%

Prior Month End		
<b>Scorecard Measure #4 - Children Under Supervision Who Are Seen Every Thirty Days</b>		
June 2024 as of 07/08/2024		
Report Date Range: 06/01/2024 to 06/30/2024		
Agency	# of Children <u>Not</u> seen in 30 days	% of Children seen timely
CHS	2	99.96% ★
LSF	4	99.92% ★
OHU	0	100.00% ★
NTF	0	100.00% ★
HFC	6	99.97% ★
<b>Statewide</b>		<b>99.72%</b>
<i>Source Monthly: "Children Under Supervision Who Are Seen Every Thirty Days - Report #1144"</i>		
<i>Target of 99.5%</i>		

Current Month		
<b>Scorecard Measure #4 - Children Under Supervision Who Are Seen Every Thirty Days</b>		
July 2024 as of 07/21/2024		
Report Date Range: 07/01/2024 to 07/31/2024		
Agency	# of Children <u>Not</u> seen in 30 days	% of Children seen timely
CHS	2	99.97% ★
LSF	0	100.00% ★
OHU	3	99.98% ★
NTF	2	99.31%
HFC	7	99.96% ★
<b>Statewide</b>		<b>99.63%</b>
<i>Source Monthly: "Children Under Supervision Who Are Seen Every Thirty Days - Report #1144"</i>		
<i>Target of 99.5%</i>		



# Monthly Birth Parent Contacts

Target = 70% Mothers and 50% Fathers - seen monthly

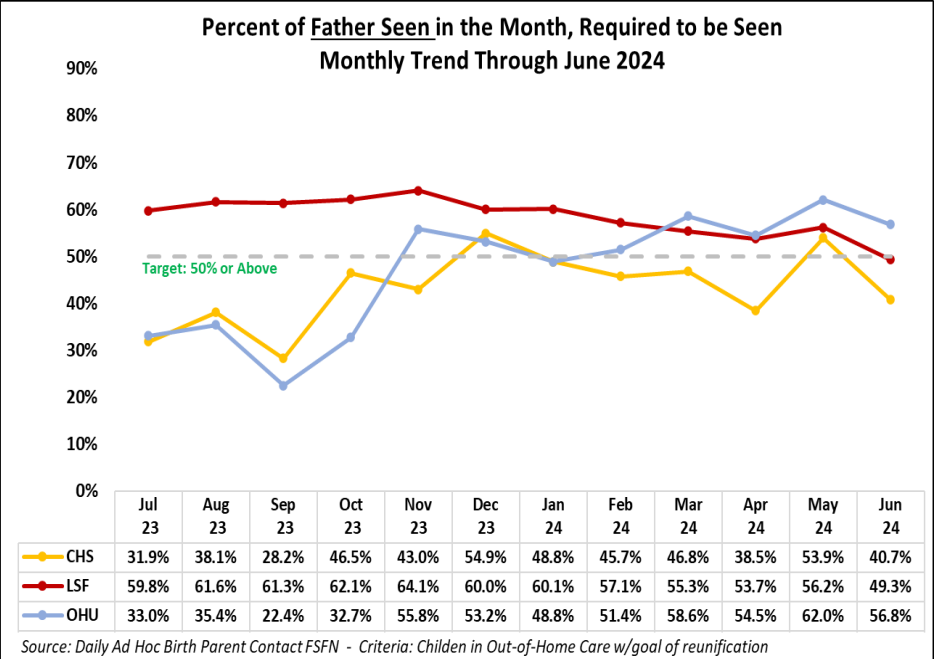
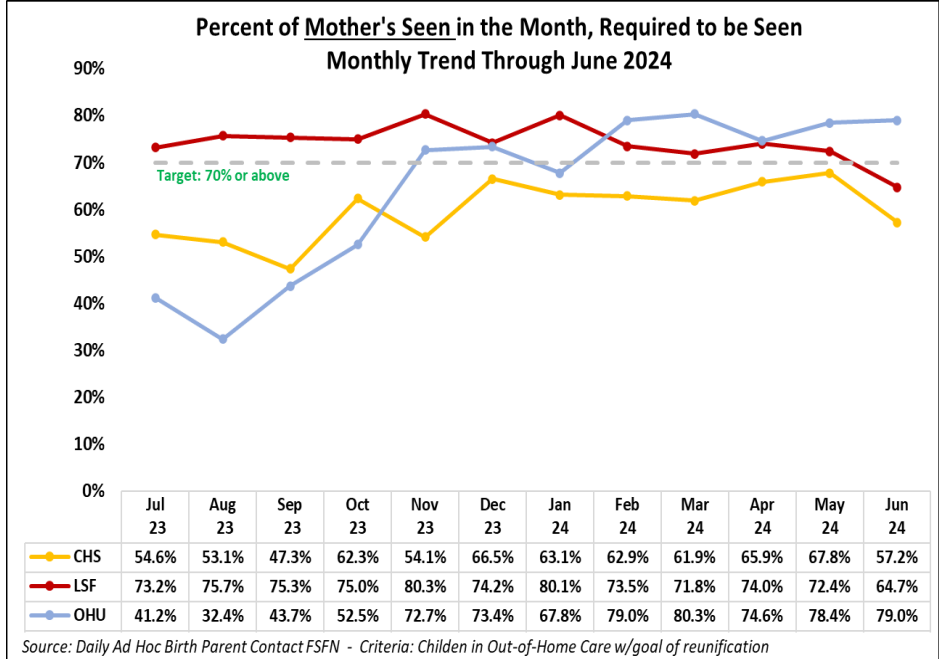
Current Month

Birth Parent Contact Completed						
July 2024 as of 07/21/2024 (Point in Time)						
AGENCY	# Moms Required	# Moms Completed	Mom % Completed	# Dads Required	# Dads Completed	Dad % Completed
CHS	173	72	41.6%	113	33	29.2%
LSF	162	83	51.2%	132	54	40.9%
OHU	207	112	54.1%	152	52	34.2%
<b>TOTAL</b>	<b>542</b>	<b>267</b>	<b>49.3%</b>	<b>397</b>	<b>139</b>	<b>35.0%</b>

Criteria: Childen in Out-of-Home Care w/goal of reunification  
 Source: Daily Ad Hoc Birth Parent Contact FSFN

Mothers Seen Target: 70%  
 Fathers Seen Target: 50%

- Mother Contact, Target is 70% or above
- Father Contact, Target is 50% or above





# Children Re-Entering Out-of-Home Care

Number of Children in a Recent Removal Episode Who Have Had a Prior Reunification or Permanent Guardianship

Re-Entry into OHC Last 2 Weeks

Removal Episodes for Children with a Prior Reunification or Permanent Guardianship Removals entered into FSN between 07/08/24 - 07/21/24									
Current Removal Case ID	Child Id	Current Agency	Prior Unit	Current Removal Date	Prior PG or Reunification Discharge Date	Length from Prior Discharge to Current Removal (months)	Range Prior Discharge to Current Removal	SM07 Cohort	FSFN Entry Date
100417107	101467663	LSF	141849-LSF	7/11/2024	7/12/2019	59	3.0 - 4.9 yrs	No	7/16/24
102516863	108936917	LSF	141849-LSF	6/26/2024	9/19/2023	9	< 1.0 yr	Yes	7/11/24

Source: FSN Data Warehouse Ad Hoc Report,

New Target for FY 24/25  
From 91.7% Up to 94%

## Scorecard Measures 7 – Children Who Do Not Re-Enter into OHC after Achieving Permanency

SM07 - Percent of children exiting care to a permanent home within 12 months of entering care – Target = 94% or Greater

FY 23/24  
Contract Measure – Target = 91.7%

FY 23/24 as of 07/21/2024 Children Who Do <u>Not</u> Re-Enter Care within 12 Months for Children Achieving Permanency July 2022 - June 2023			
Agency	Maintained No Removal Episode	Total Children Permanency w/in 1 year	Percentage Permanency Maintained
CHS	52	62	83.87%
LSF	36	37	97.30%
OHU	91	93	97.85%
<b>HFC Total</b>	<b>179</b>	<b>192</b>	<b>93.23%</b>
<b>Statewide</b>	<b>2,815</b>	<b>3,075</b>	<b>91.54%</b>

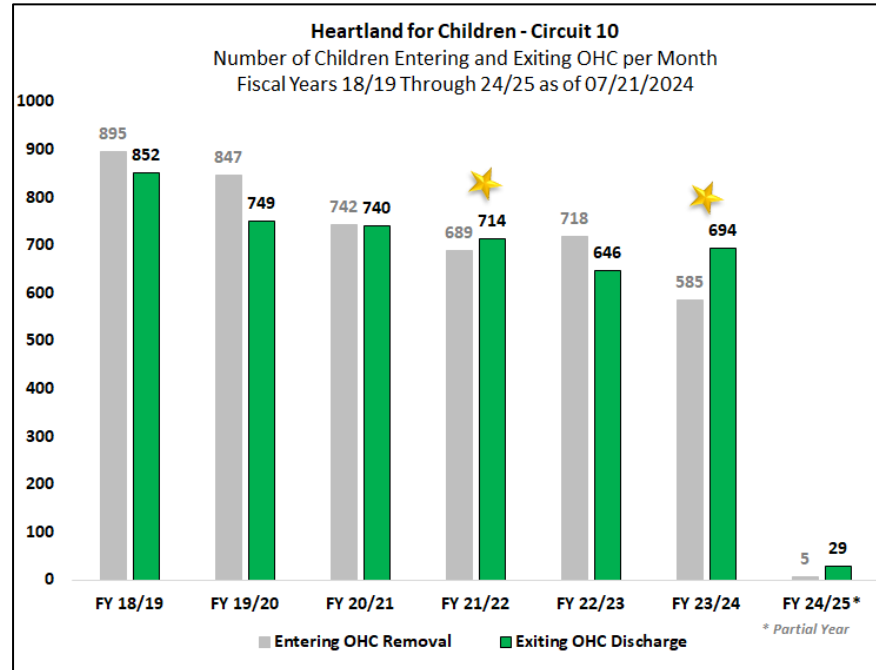
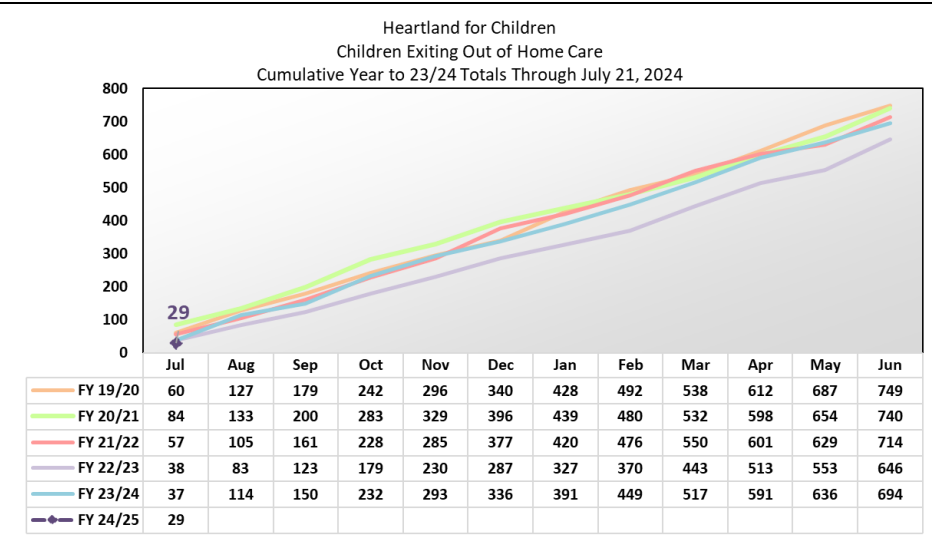
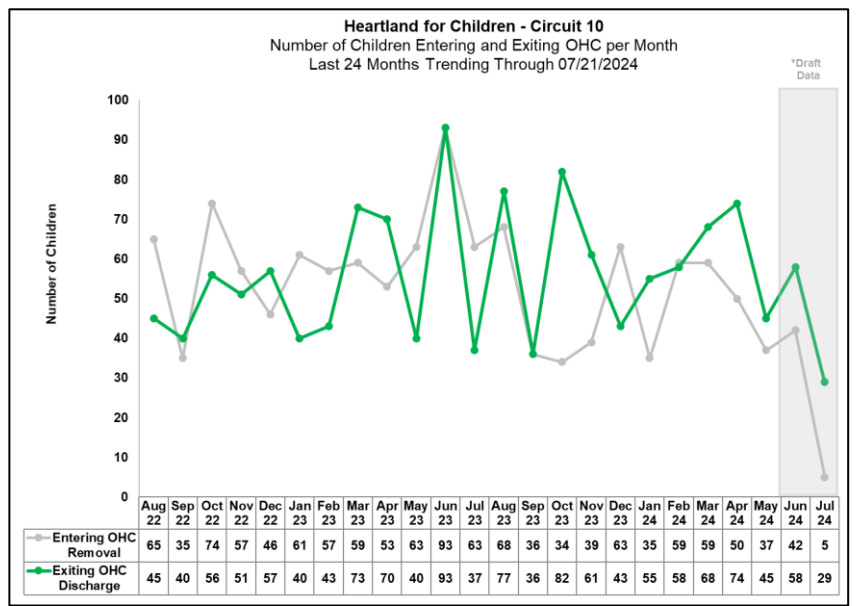
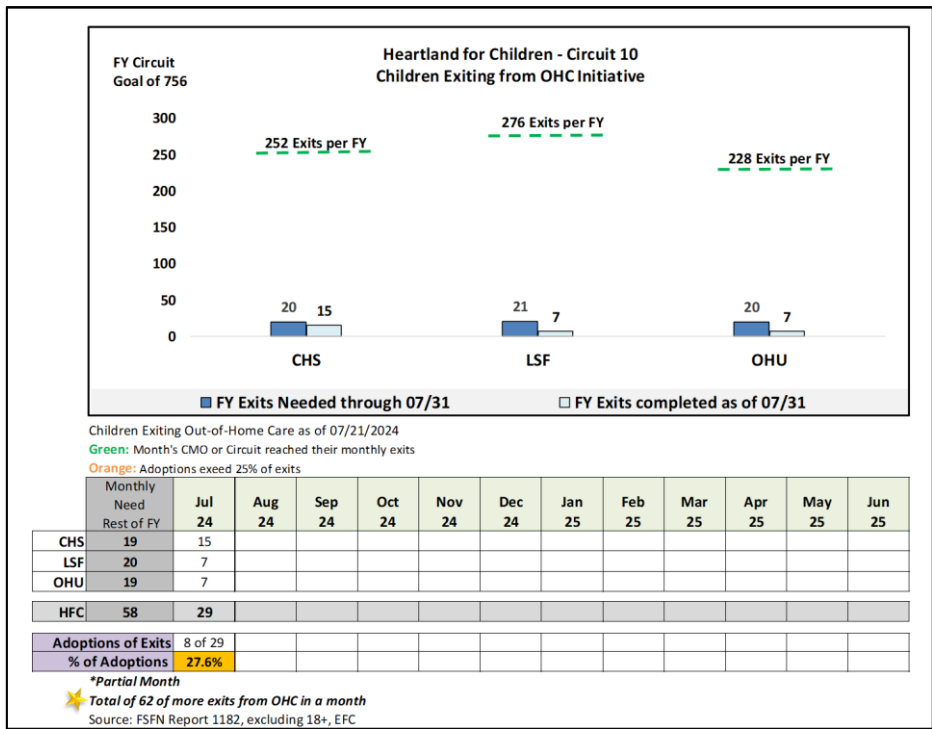
Source: Children Who Do Not Re-Enter Foster Care within Twelve (12) Months of Moving to a Permanent Home On-Demand Listing, Report #1100

FY 24/25  
Contract Measure – Target = 94%

FY 24/25 as of 07/21/2024 Children Who Do <u>Not</u> Re-Enter Care within 12 Months for Children Achieving Permanency July 2023 - June 2024			
Agency	Maintained No Removal Episode	Total Children Permanency w/in 1 year	Percentage Permanency Maintained
CHS	87	92	94.57%
LSF	87	87	100.00%
OHU	70	73	95.89%
<b>HFC Total</b>	<b>244</b>	<b>252</b>	<b>96.83%</b>
<b>Statewide</b>	<b>2,625</b>	<b>2,780</b>	<b>94.42%</b>

Source: Children Who Do Not Re-Enter Foster Care within Twelve (12) Months of Moving to a Permanent Home On-Demand Listing, Report #1100

# FY 2023-2024 Exiting Out-of-Home Care Initiative





# Children Achieving Permanency within 12 Months for Children in Out-of-Home Care

Less than 12 Months as of 07/01/23

FY 23/24 Target is 40.5%, Percentage to reach Yellow = 36.5%

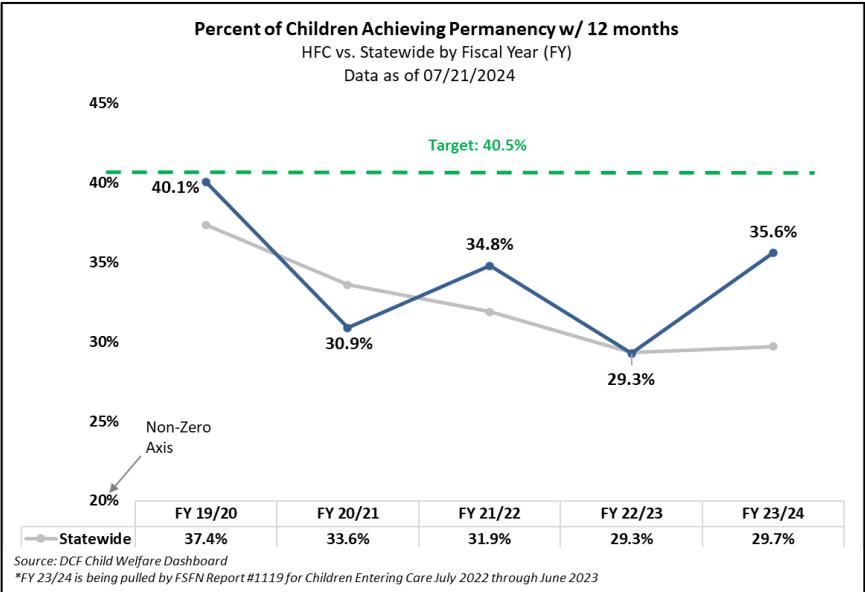
Closing out FY 23/24

Scorecard Measure #5 - FY 23/24, Target 40.5%				Percent Timely FY 22/23 (last FY)
Children Achieving Permanency within 0-12 Mths for Children Entering OHC July 2022 to June 2023 (as of 07/21/2024)				
Agency	Permanency within 12 mths	Total Children Entered OHC	Percent Timely Permanency	
CHS	93	253	36.8%	27.8%
LSF	90	249	36.1%	18.8%
OHU	78	231	33.8%	38.5%
<b>HFC Total</b>	<b>261</b>	<b>733</b>	<b>35.6%</b>	<b>28.82%</b>
<b>Statewide</b>	<b>3,015</b>	<b>10,153</b>	<b>29.7%</b>	<b>29.15%</b>

Source: Children Exiting OHC to a Permanent Home within Twelve Months of Entering Care #1119



Scorecard Measure #5 - FY 2023 / 2024, Target 40.5%			
Children Achieving Permanency within 0-12 Mths for Children Entering OHC July 2022 - June 2023 (as of 07/21/2024)			
Agency / Unit (Actual)	Permanency within 12 mths	Total Children Entered OHC	Percent Timely Permanency
<b>CHS</b>	<b>93</b>	<b>253</b>	<b>36.8%</b>
141832-CHSFL (IL)	0	5	0.0%
141834-CHSFL	21	46	45.7%
141846-CHSFL	35	75	46.7%
141839-CHSFL	10	58	17.2%
141835-CHSFL (Adop)	1	24	4.2%
141852-CHSFL	24	37	64.9%
14-HFC-CHS ADMIN Unit (Actual)	1	1	100.0%
<b>LSF</b>	<b>90</b>	<b>249</b>	<b>36.1%</b>
141828-LSF	5	18	27.8%
141827-LSF	19	35	54.3%
141836-LSF	11	26	42.3%
141845-LSF	14	36	38.9%
141848-LSF	13	29	44.8%
141849-LSF	10	42	23.8%
141850-LSF (Adop)	4	23	17.4%
141929-LSF	14	38	36.8%
14-HFC-LSF ADMIN (IL)	0	2	0.0%
<b>OHU</b>	<b>78</b>	<b>231</b>	<b>33.8%</b>
142853-OHU-HARDEE	2	46	4.3%
142854-OHU-HIGHLANDS (IL)	3	3	100.0%
142855-OHU-HIGHLANDS	18	42	42.9%
140121-OHU-HIGHLANDS (Adop)	3	9	33.3%
142858 OHU-POLK	19	39	48.7%
142852-OHU-POLK	13	28	46.4%
142856-OHU-POLK	20	64	31.3%
<b>HFC Total</b>	<b>261</b>	<b>733</b>	<b>35.6%</b>
<b>Statewide</b>	<b>3,015</b>	<b>10,153</b>	<b>29.7%</b>



Source: Children Exiting OHC to a Permanent Home within Twelve Months of Entering Care #1119  
\*Permanency = adoption, permanent guardianship or reunification w/ parent

# Children Achieving Permanency within 12 Months for Children in Out-of-Home Care

Less than 12 Months as of 07/01/24

FY 24/25 Target is 35%

## FY 24/25 New Year, New Data

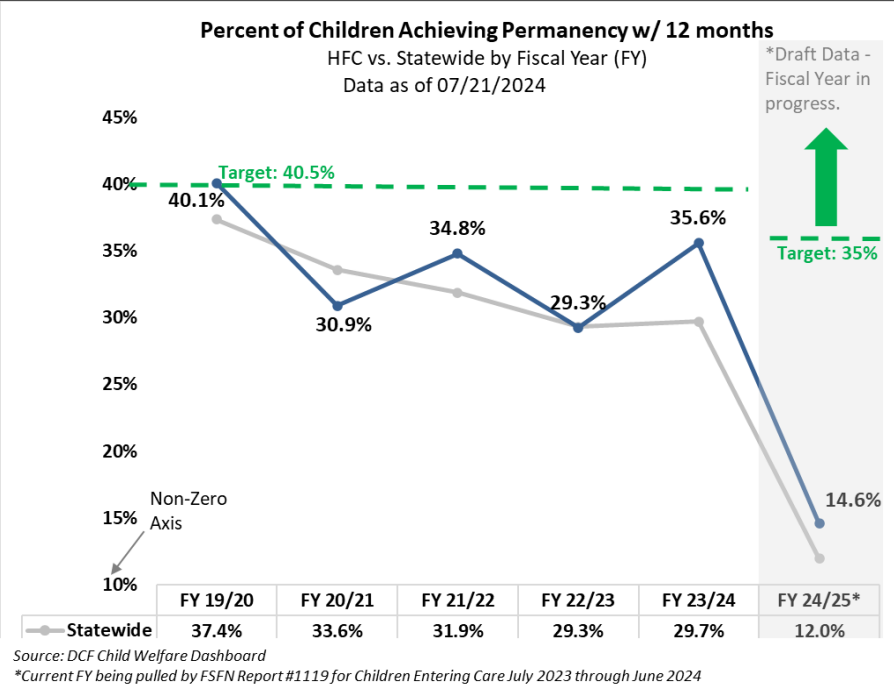
New Target  
for FY 24/25  
  
From 40.5%  
Down  
to 35%

FY 24/25, Target 35%				Percent Timely FY 23/24 (last FY)
Children Achieving Permanency within 0-12 Mths for Children Entering OHC July 2023 to June 2024 (as of 07/21/2024)				
Agency	Permanency within 12 mths	Total Children Entered OHC	Percent Timely Permanency	
CHS	29	179	16.2%	36.8%
LSF	25	196	12.8%	36.1%
OHU	33	221	14.9%	33.8%
<b>HFC Total</b>	<b>87</b>	<b>596</b>	<b>14.6%</b>	<b>35.60%</b>
<b>Statewide</b>	<b>957</b>	<b>7,992</b>	<b>12.0%</b>	<b>29.70%</b>

Source: Children Exiting OHC to a Permanent Home within Twelve Months of Entering Care #1119



FY 2024 / 2025, Target 35%			
Children Achieving Permanency within 0-12 Mths for Children Entering OHC July 2023 - June 2024 (as of 07/21/2024)			
Agency / Unit (Actual)	Permanency within 12 mths	Total Children Entered OHC	Percent Timely Permanency
<b>CHS</b>	<b>29</b>	<b>179</b>	<b>16.2%</b>
141834-CHSFL	6	7	85.7%
141846-CHSFL	0	26	0.0%
141839-CHSFL	3	66	4.5%
141835-CHSFL (Adop)	6	24	25.0%
141852-CHSFL	12	54	22.2%
<b>LSF</b>	<b>25</b>	<b>196</b>	<b>12.8%</b>
141828-LSF	5	28	17.9%
141827-LSF	0	23	0.0%
141836-LSF	1	16	6.3%
141845-LSF	4	34	11.8%
141848-LSF	2	15	13.3%
141849-LSF	7	43	16.3%
141850-LSF (Adop)	5	9	55.6%
141929-LSF	1	27	3.7%
14-HFC-LSF ADMIN (IL)	0	1	0.0%
<b>OHU</b>	<b>33</b>	<b>221</b>	<b>14.9%</b>
142853-OHU-HARDEE	1	24	4.2%
142854-OHU-HIGHLANDS (IL)	0	1	0.0%
142855-OHU-HIGHLANDS	11	79	13.9%
140121-OHU-HIGHLANDS (Adop)	2	6	33.3%
142858 OHU-POLK	11	24	45.8%
142852-OHU-POLK	1	47	2.1%
142856-OHU-POLK	7	40	17.5%
<b>HFC Total</b>	<b>87</b>	<b>596</b>	<b>14.6%</b>
<b>Statewide</b>	<b>957</b>	<b>7,992</b>	<b>12.0%</b>



Source: Children Exiting OHC to a Permanent Home within Twelve Months of Entering Care #1119  
\*Permanency = adoption, permanent guardianship or reunification w/ parent

# Scorecard Measures 6 - Children Achieving Permanency in 12 Months for Children in Out-of-Home Care

between 12-23 months as of 07/01/23

FY 23/24 Target is 43.6%, Percentage to reach Yellow = 39.2%

Closing out FY 23/24

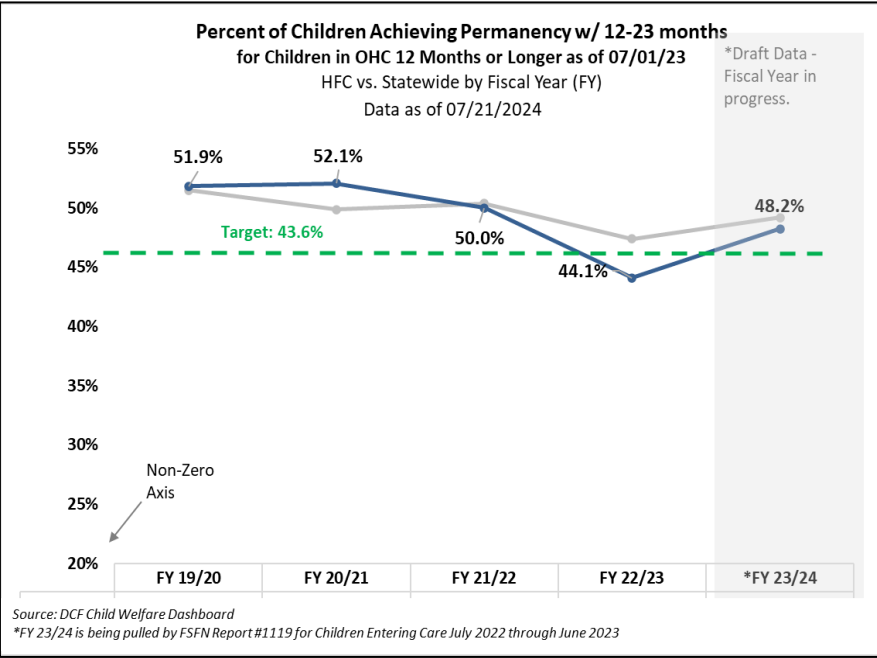
Scorecard Measure #6 - FY 23/24, Target 43.6%				Percent Timely FY 22/23 (last FY)
Children Achieving Permanency within 12-23 Mths for Children in OHC 12-23 Months as of 07/01/23 (as of 07/21/2024)				
Agency	Permanency within 12-23 mths	Total Children LOS 12-23 mths	Percent Timely Permanency	
CHS	55	105	52.4%	37.9%
LSF	53	107	49.5%	41.7%
OHU	42	99	42.4%	49.0%
<b>HFC Total</b>	<b>150</b>	<b>311</b>	<b>48.2%</b>	<b>42.6%</b>
<b>Statewide</b>	<b>2,663</b>	<b>5,415</b>	<b>49.2%</b>	<b>46.2%</b>

Source: Children Achieving Permanency w/ 12 Months for children in OHC 12-23 Months #1138  
\*Permanency = adoption, permanent guardianship or reunification w/ parent



Scorecard Measure #6 - FY 23/24, Target 43.6%			
Children Achieving Permanency within 12-23 Mths for Children in OHC 12-23 Months as of 07/01/23 (as of 07/21/2024)			
Agency / Unit	Permanency within 12 mths	Total Children Entered OHC	Percent Timely Permanency
<b>CHS</b>	<b>55</b>	<b>105</b>	<b>52.4%</b>
141832-CHSFL (IL)	0	2	0.0%
141834-CHSFL	5	6	83.3%
141846-CHSFL	7	9	77.8%
141839-CHSFL	12	20	60.0%
141835-CHSFL (Adop)	9	39	23.1%
141852-CHSFL	22	29	75.9%
<b>LSF</b>	<b>53</b>	<b>107</b>	<b>49.5%</b>
141828-LSF	2	13	15.4%
141827-LSF	9	10	90.0%
141836-LSF	11	25	44.0%
141845-LSF	13	18	72.2%
141848-LSF	10	13	76.9%
141849-LSF	1	3	33.3%
141850-LSF (Adop)	1	2	50.0%
141929-LSF	6	21	28.6%
14-HFC-LSF ADMIN (IL)	0	2	0.0%
<b>OHU</b>	<b>42</b>	<b>99</b>	<b>42.4%</b>
142853-OHU-HARDEE	15	24	62.5%
142855-OHU-HIGHLANDS	7	20	35.0%
140121-OHU-HIGHLANDS (Adop)	2	13	15.4%
142858 OHU-POLK	6	6	100.0%
142852-OHU-POLK	2	11	18.2%
142856-OHU-POLK	8	23	34.8%
<b>HFC Total</b>	<b>150</b>	<b>311</b>	<b>48.2%</b>
<b>Statewide</b>	<b>2,663</b>	<b>5,415</b>	<b>49.2%</b>

Children Exiting Out-of-Home Care to a Permanent Home within Twelve Months for Children in Out-of-Home Care Twelve to Twenty-Three Months On-Demand Listing - Report #1138



# Children Achieving Permanency in 12 Months for Children in Out-of-Home Care between 12-23 months as of 07/01/23 FY 24/25 Target is 43.8%

FY 24/25 New Year, New Data

New Target  
for FY 24/25  
  
From 43.6%  
Up to 43.8%

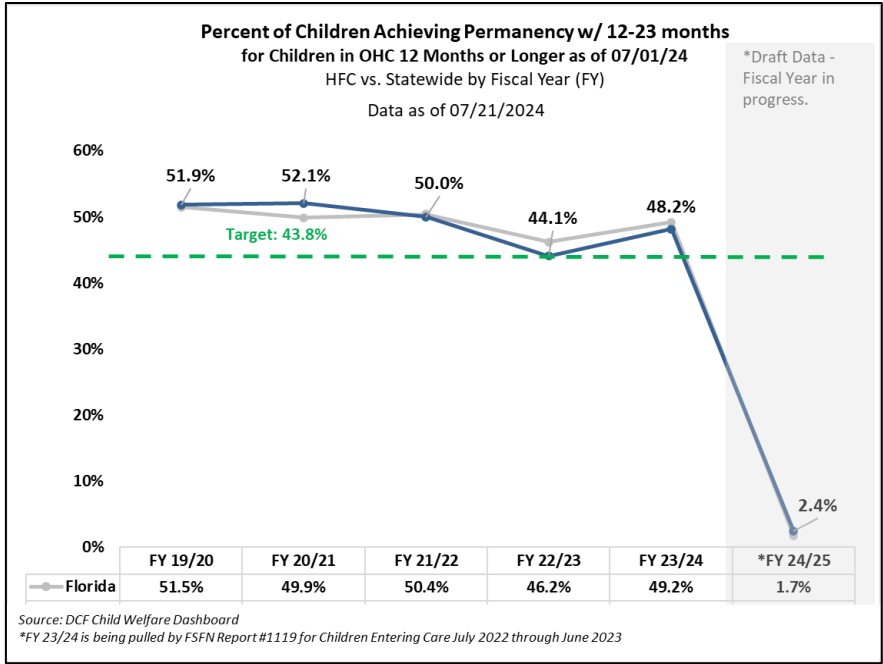
FY 24/25, Target 43.8%				Percent Timely FY 23/24 (last FY)
Agency	Permanency within 12-23 mths	Total Children LOS 12-23 mths	Percent Timely Permanency	
CHS	2	118	1.7%	37.9%
LSF	4	110	3.6%	41.7%
OHU	2	102	2.0%	49.0%
<b>HFC Total</b>	<b>8</b>	<b>330</b>	<b>2.4%</b>	<b>42.6%</b>
<b>Statewide</b>	<b>86</b>	<b>4,950</b>	<b>1.7%</b>	<b>46.2%</b>

Source: Children Achieving Permanency w/ 12 Months for children in OHC 12-23 Months #1138  
\*Permanency = adoption, permanent guardianship or reunification w/ parent



FY 24/25, Target 43.8%			
Children Achieving Permanency within 12-23 Mths for Children in OHC 12-23 Months as of 07/01/24 (as of 07/21/2024)			
Agency / Unit	Permanency within 12 mths	Total Children Entered OHC	Percent Timely Permanency
<b>CHS</b>	<b>2</b>	<b>118</b>	<b>1.7%</b>
141846-CHSFL	2	27	7.4%
141839-CHSFL	0	31	0.0%
141835-CHSFL (A dop)	0	26	0.0%
141852-CHSFL	0	34	0.0%
<b>LSF</b>	<b>4</b>	<b>110</b>	<b>3.6%</b>
141828-LSF	0	11	0.0%
141827-LSF	0	6	0.0%
141836-LSF	1	12	8.3%
141845-LSF	0	16	0.0%
141848-LSF	0	8	0.0%
141849-LSF	0	28	0.0%
141850-LSF (Adop)	2	10	20.0%
141929-LSF	1	19	5.3%
<b>OHU</b>	<b>2</b>	<b>102</b>	<b>2.0%</b>
142853-OHU-HARDEE	0	25	0.0%
142855-OHU-HIGHLANDS	0	14	0.0%
140121-OHU-HIGHLANDS (Adop)	2	10	20.0%
142858 OHU-POLK	0	10	0.0%
142852-OHU-POLK	0	23	0.0%
142856-OHU-POLK	0	20	0.0%
<b>HFC Total</b>	<b>8</b>	<b>330</b>	<b>2.4%</b>
<b>Statewide</b>	<b>86</b>	<b>4,950</b>	<b>1.7%</b>

Children Exiting Out-of-Home Care to a Permanent Home within Twelve Months for Children in Out-of-Home Care Twelve to Twenty-Three Months On-Demand Listing - Report #1138



# Federal Measure - Children Achieving Permanency within 12 Months for Children in Out-of-Home Care 24 Months or More as of 07/01/23 FY 23/24 Target is 30%

## Closing out FY 23/24

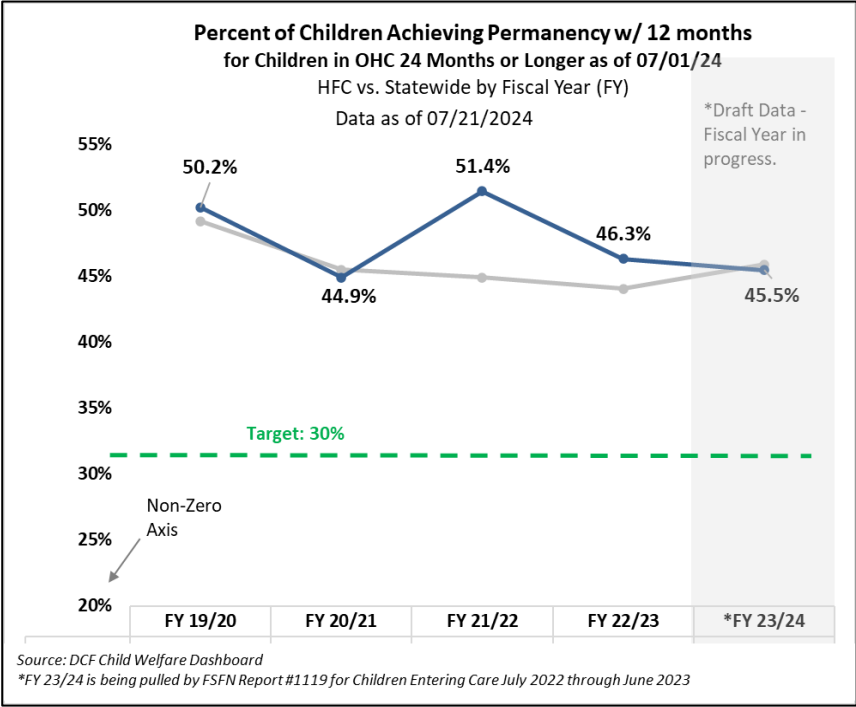
Statewide Measure - FY 23/24, Target 30%				Percent Timely FY 22/23 (last FY)
Children Achieving Permanency within 12 Months for Children in OHC 24+ Months as of 07/01/23 (as of 07/21/2024)				
Agency	Permanency Since July 1st	Total Children in OHC 24+ Months	Percent Timely Permanency	
CHS	41	94	43.6%	51.4%
LSF	59	128	46.1%	44.3%
OHU	45	97	46.4%	42.0%
<b>HFC Total</b>	<b>145</b>	<b>319</b>	<b>45.5%</b>	<b>46.2%</b>
<b>Statewide</b>	<b>2,527</b>	<b>5,509</b>	<b>45.87%</b>	<b>42.88%</b>

Source: Children Achieving Permanency w/ 12 Months for children in OHC 24 Months or Longer #1197  
\*Permanency = adoption, permanent guardianship or reunification w/parent



Statewide Measure - FY 23/24, Target 30%			
Children Achieving Permanency within 12 Months for Children in OHC 24+ Months as of 07/01/23 (as of 07/21/2024)			
Agency / Unit	Total Children in OHC 24+ Months	Permanency Since July 1st	Percent Timely Permanency
<b>CHS</b>	<b>41</b>	<b>94</b>	<b>43.6%</b>
141832-CHSFL (IL)	0	8	0.0%
141834-CHSFL	1	3	33.3%
141846-CHSFL	4	8	50.0%
141839-CHSFL	3	6	50.0%
141835-CHSFL (Adop)	31	62	50.0%
141852-CHSFL	2	7	28.6%
<b>LSF</b>	<b>59</b>	<b>128</b>	<b>46.1%</b>
141828-LSF	6	22	27.3%
141827-LSF	8	11	72.7%
141836-LSF	6	16	37.5%
141845-LSF	10	21	47.6%
141848-LSF	0	4	0.0%
141849-LSF	14	22	63.6%
141850-LSF (Adop)	6	8	75.0%
141929-LSF	9	20	45.0%
14-HFC-LSF ADMIN (IL)	0	4	0.0%
<b>OHU</b>	<b>45</b>	<b>97</b>	<b>46.4%</b>
142853-OHU-HARDEE	7	17	41.2%
142854-OHU-HIGHLANDS (IL)	0	3	0.0%
142855-OHU-HIGHLANDS	10	15	66.7%
140121-OHU-HIGHLANDS (Adop)	21	45	46.7%
142858 OHU-POLK	2	5	40.0%
142852-OHU-POLK	3	6	50.0%
142856-OHU-POLK	0	4	0.0%
<b>HFC Total</b>	<b>145</b>	<b>319</b>	<b>45.5%</b>
<b>Statewide</b>	<b>2,527</b>	<b>5,509</b>	<b>45.9%</b>

Children Exiting Out-of-Home Care to a Permanent Home within Twelve Months for Children in Out-of-Home Care Twenty-Four Months or More On-Demand Listing - Report #1197



# Federal Measure - Children Achieving Permanency within 12 Months for Children in Out-of-Home Care

## 24 Months or More as of 07/01/24

FY 23/24 Target is 37.3%

### FY 24/25 New Year, New Data

New Target  
for FY 24/25

From 30%  
Down  
to 37.3%

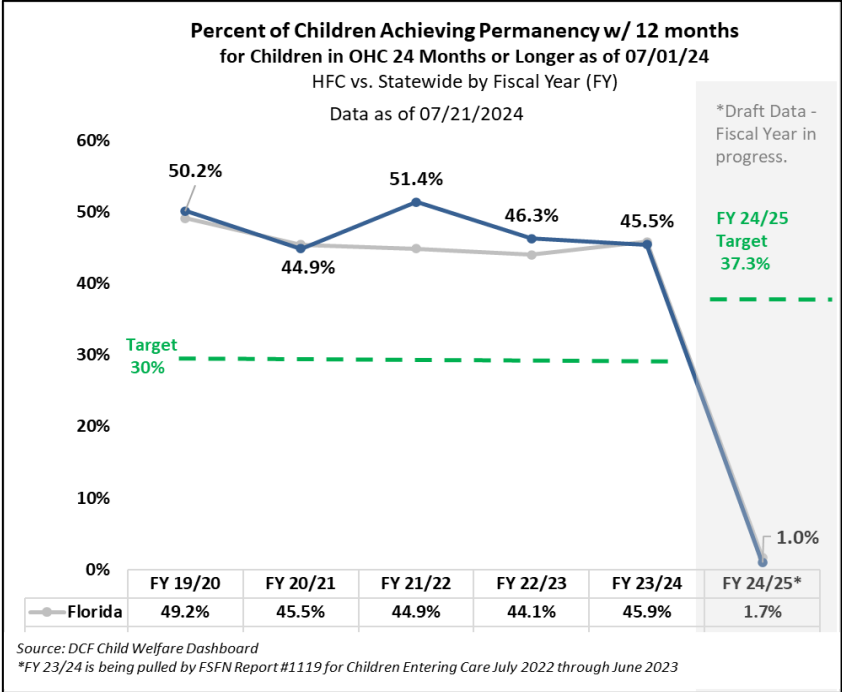
Statewide Measure - FY 24/25, Target 37.3%				Percent Timely FY 24/25 (last FY)
Children Achieving Permanency within 12 Months for Children in OHC 24+ Months as of 07/01/24 (as of 07/21/2024)				
Agency	Permanency Since July 1st	Total Children in OHC 24+ Months	Percent Timely Permanency	
CHS	1	92	1.1%	43.6%
LSF	0	113	0.0%	46.1%
OHU	2	103	1.9%	42.0%
<b>HFC Total</b>	<b>3</b>	<b>308</b>	<b>1.0%</b>	<b>46.2%</b>
<b>Statewide</b>	<b>89</b>	<b>5,167</b>	<b>1.72%</b>	<b>42.88%</b>

Source: Children Achieving Permanency w/ 12 Months for children in OHC 24 Months or Longer #1197  
\*Permanency = adoption, permanent guardianship or reunification w/parent



Statewide Measure - FY 24/25, Target 37.3%			
Children Achieving Permanency within 12 Months for Children in OHC 24+ Months as of 07/01/24 (as of 07/21/2024)			
Agency / Unit	Total Children in OHC 24+ Months	Permanency Since July 1st	Percent Timely Permanency
CHS	1	92	1.1%
141832-CHSFL (IL)	0	1	0.0%
141846-CHSFL	0	8	0.0%
141839-CHSFL	0	10	0.0%
141835-CHSFL (Adop)	1	61	1.6%
141852-CHSFL	0	12	0.0%
LSF	0	113	0.0%
141828-LSF	0	26	0.0%
141827-LSF	0	4	0.0%
141836-LSF	0	24	0.0%
141845-LSF	0	16	0.0%
141848-LSF	0	7	0.0%
141849-LSF	0	9	0.0%
141850-LSF (Adop)	0	1	0.0%
141929-LSF	0	26	0.0%
OHU	2	103	1.9%
142853-OHU-HARDEE	0	19	0.0%
142855-OHU-HIGHLANDS	0	18	0.0%
140121-OHU-HIGHLANDS (Adop)	2	35	5.7%
142858 OHU-POLK	0	1	0.0%
142852-OHU-POLK	0	12	0.0%
142856-OHU-POLK	0	18	0.0%
<b>HFC Total</b>	<b>3</b>	<b>308</b>	<b>1.0%</b>
<b>Statewide</b>	<b>89</b>	<b>5,167</b>	<b>1.7%</b>


Children Exiting Out-of-Home Care to a Permanent Home within Twelve Months for Children in Out-of-Home Care Twenty-Four Months or More On-Demand Listing - Report #1197



# Adoption Finalizations

Percent of Adoptions Finalized with 24 Months of Removal & Percent of Adoption Goal Met

Heartland for Children - DCF Circuit 10  
Adoption Finalizations for FY 24-25



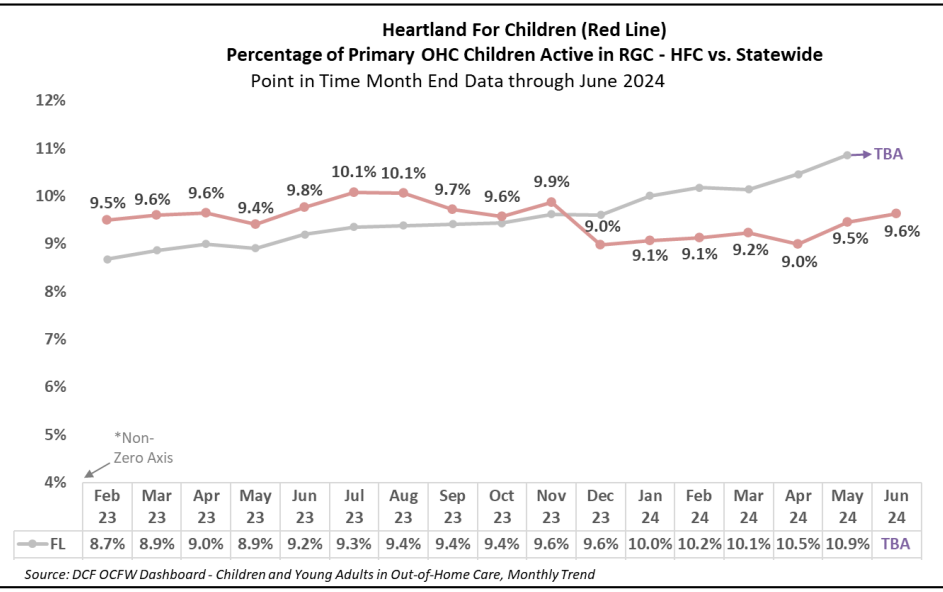
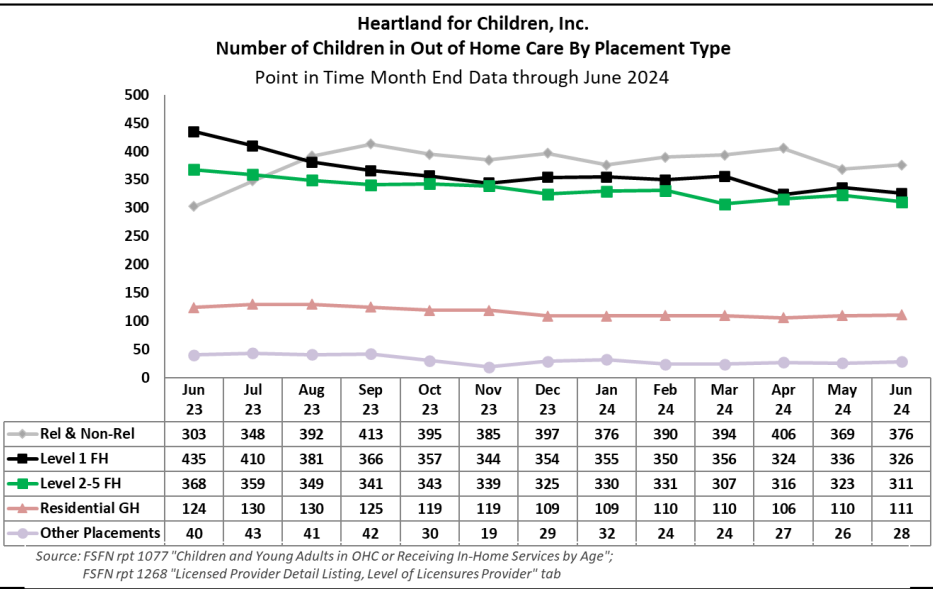
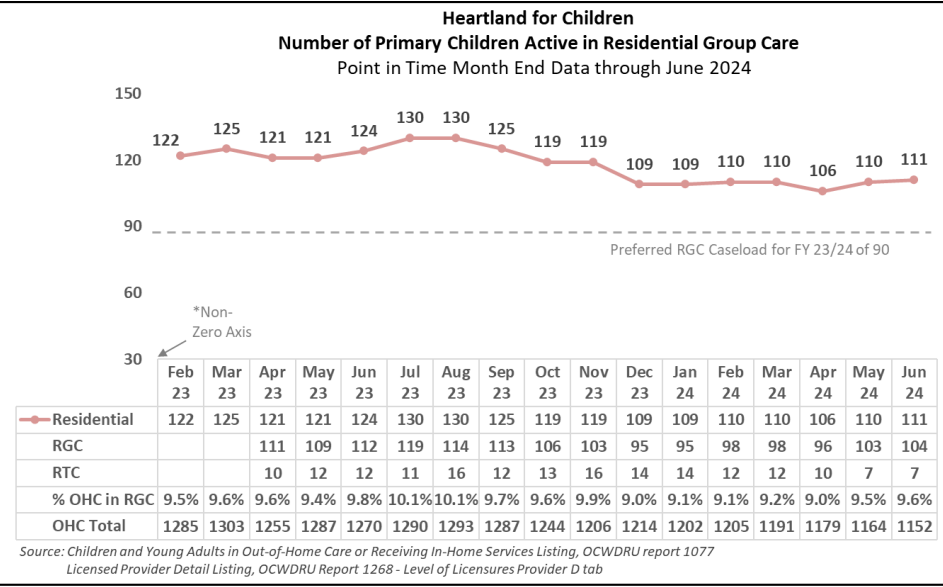
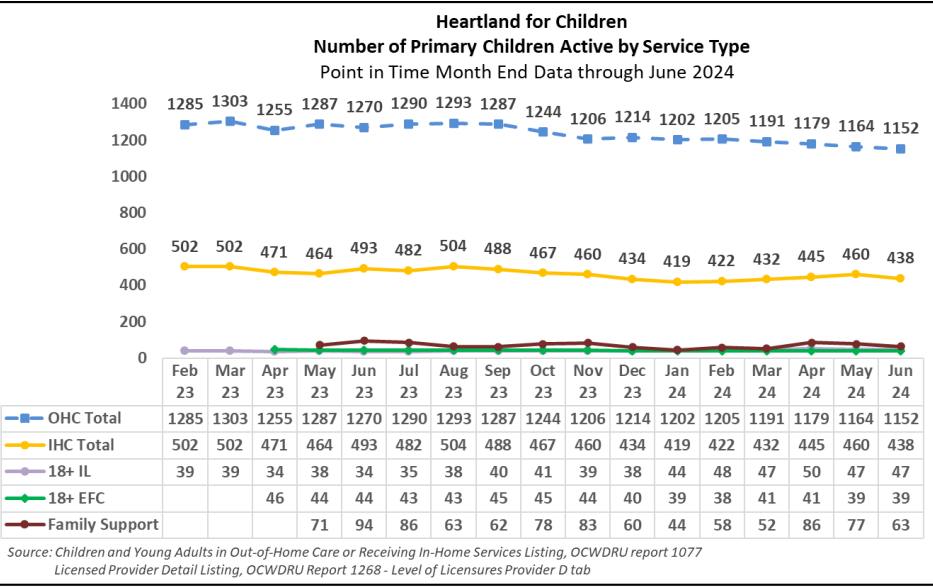
**Upcoming Finalization Dates FY(24/25)**

- July 24 2024
- August 14 & 21, 2024
- September 18 & 25, 2024

Source: HFC Adoption Database; Data-as-of: July 23, 2024

Adoption Finalizations FY 24-25 - <u>1st Quarter</u> as of 07/23/2024	
CMO	Finalized Adoptions YTD
CHS	0
LSF	0.5
OHU	5
<b>Total</b>	<b>5.5</b>

➤ Children Served at Month End by Service Type  
➤ Number and Percent of Children Served in Residential Care

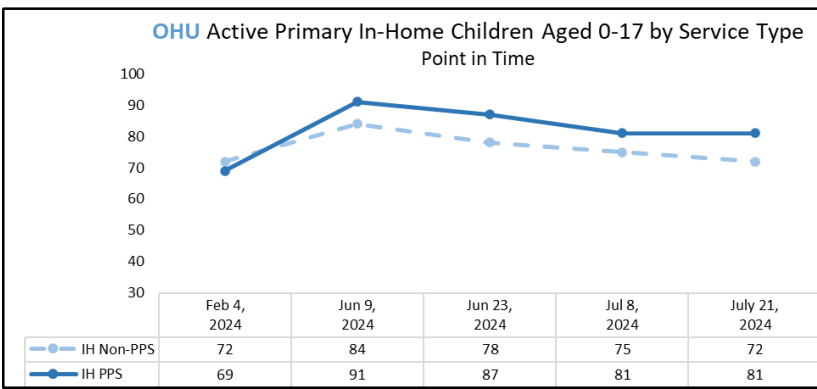
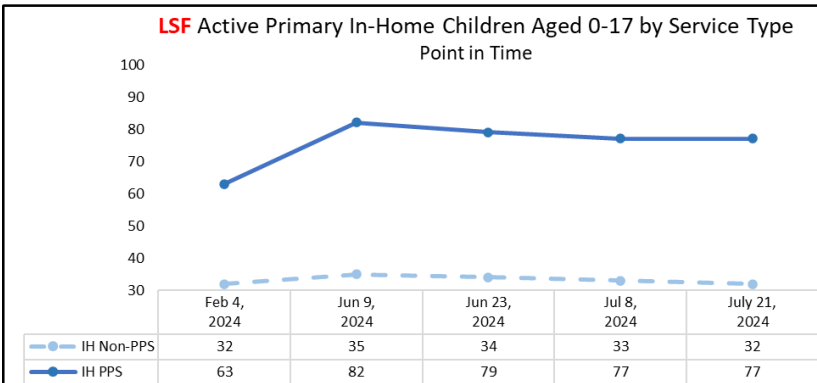
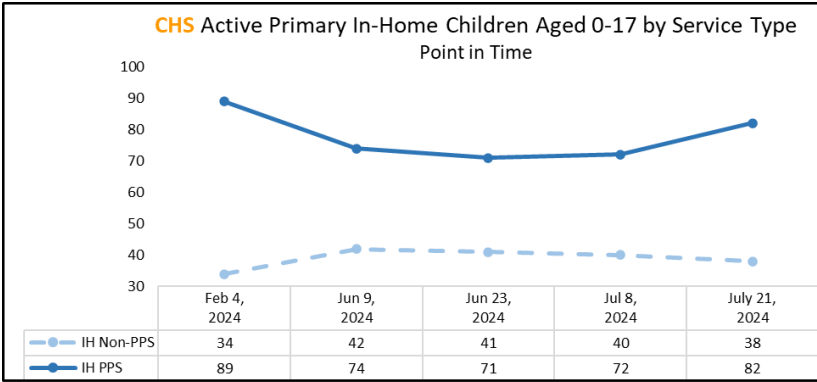




# FY 2023-2024 Children In-Home Care Closures Initiative

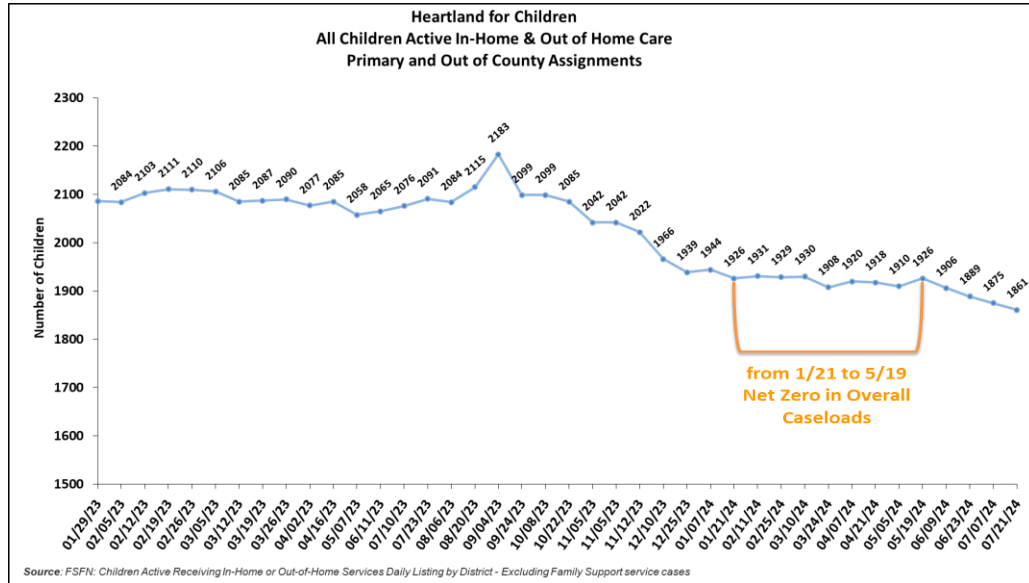
PPS: Post Placement Supervision (Children Reunified with the Removal Parent)

Non-PPS: Children Receiving In-Home Services the entire time from Case Transfer from DCF to CMO (\*Also includes ICPC)



Heartland for Children												
Active Primary Children Aged 0-17 Receiving In-Home Services - PPS and Non-PPS												
Data as of 07/21/24												
CMO	In-Home Service Type	0-4 Months	5 Months	6 Months	7-9 Months	10 Months	11 Months	12-15 Months	16-23 Months	24-35 Months	36+ Months	CMO Total
CHS	Non-PPS	18	4	1	0	1	0	4	0	10	0	38
	PPS	52	8	5	11	2	0	3	1	0	0	82
<b>CHS Total</b>		<b>70</b>	<b>12</b>	<b>6</b>	<b>11</b>	<b>3</b>	<b>0</b>	<b>7</b>	<b>1</b>	<b>10</b>	<b>0</b>	<b>120</b>
LSF	Non-PPS	8	6	1	1	1	0	11	2	2	0	32
	PPS	53	7	4	12	0	1	0	0	0	0	77
<b>LSF Total</b>		<b>61</b>	<b>13</b>	<b>5</b>	<b>13</b>	<b>1</b>	<b>1</b>	<b>11</b>	<b>2</b>	<b>2</b>	<b>0</b>	<b>109</b>
OHU	Non-PPS	28	2	5	5	3	0	3	12	7	7	72
	PPS	54	4	5	13	0	1	2	2	0	0	81
<b>OHU Total</b>		<b>82</b>	<b>6</b>	<b>10</b>	<b>18</b>	<b>3</b>	<b>1</b>	<b>5</b>	<b>14</b>	<b>7</b>	<b>7</b>	<b>153</b>
NTF	Non-PPS	51	5	0	0	0	0	0	0	0	0	56
	PPS	51	5	0	0	0	0	0	0	0	0	56
<b>NTF Total</b>		<b>51</b>	<b>5</b>	<b>0</b>	<b>0</b>	<b>0</b>	<b>0</b>	<b>0</b>	<b>0</b>	<b>0</b>	<b>0</b>	<b>56</b>
HFC	Non-PPS	105	17	7	6	5	0	18	14	19	7	198
	PPS	159	19	14	36	2	2	5	3	0	0	240
<b>HFC Total</b>		<b>264</b>	<b>36</b>	<b>21</b>	<b>42</b>	<b>7</b>	<b>2</b>	<b>23</b>	<b>17</b>	<b>19</b>	<b>7</b>	<b>438</b>

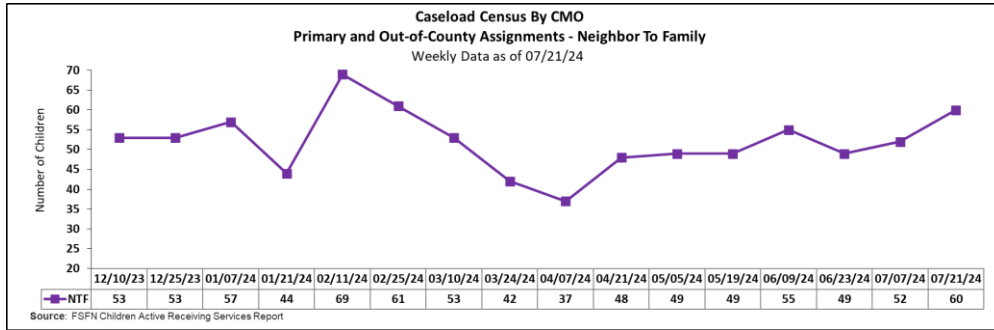
Source: Children and Young Adults Actively Receiving IH Services or in OHC Care Daily Listing - FSN Report #1329  
 PPS = Post Placement Supervision; Non-PPS = DCF Case Transfer to CMO, In-Home Services



Source: FSN: Children Active Receiving In-Home or Out-of-Home Services Daily Listing by District - Excluding Family Support service cases

# Caseload Census Information

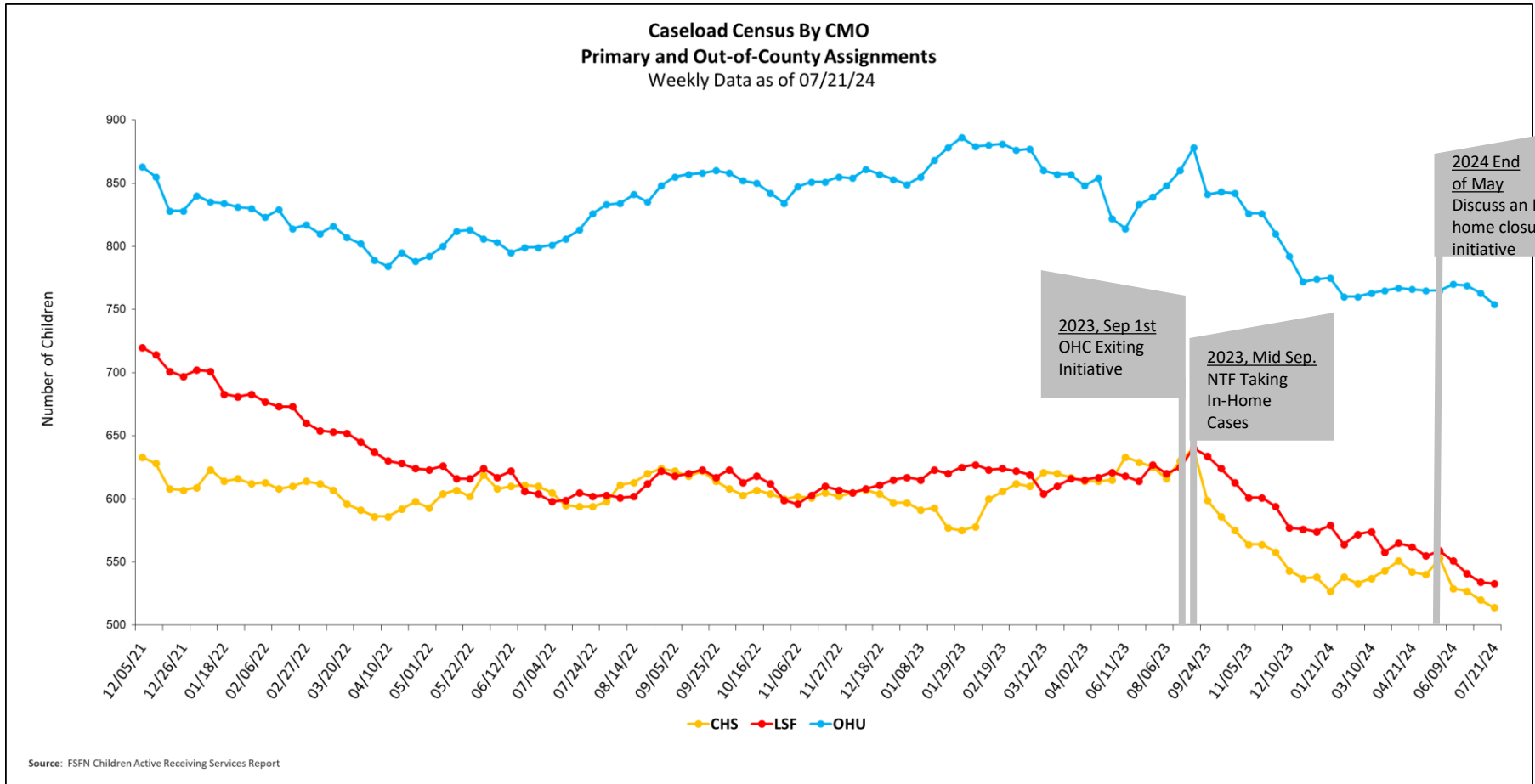
## CBC Services Weekly Caseloads By CMO



### Number of Children by CMO

Last 6 Reporting Periods

Agency	4/21/2024	5/5/2024	5/19/2024	6/9/2024	6/23/2024	7/7/2024	7/21/2024
CHS	542	540	553	529	527	520	514
LSF	562	555	559	551	541	534	533
<b>OHU Primary</b>	560	558	561	572	576	567	559
<b>OHU/OCS</b>	206	207	204	198	193	196	195
<b>OHU Total</b>	766	765	765	770	769	763	754
<b>NTF</b>	48	49	49	55	49	52	60
<b>HFC Total</b>	1,918	1,910	1,926	1,906	1,889	1,875	1,861



# Caseload Census Information

Case Manager Caseload Breakdown by Agency – Data as of 07/21/2024

Count of Case Managers Within a Caseload Range							
CMO	1-5 Children in Caseload	6-15 Children in Caseload	16-24 Children in Caseload	25-29 Children in Caseload	30+ Children in Caseload	Total Case Managers*	Avg # of Children per CM
CHS	0	0	5	3	8	16	32.1
LSF	1	7	20	1	0	29	18.4
OHU	2	1	4	9	9	25	30.2
NTF	1	6	0	0	0	7	8.6
# of CMs	4	14	29	13	17	77	24.2

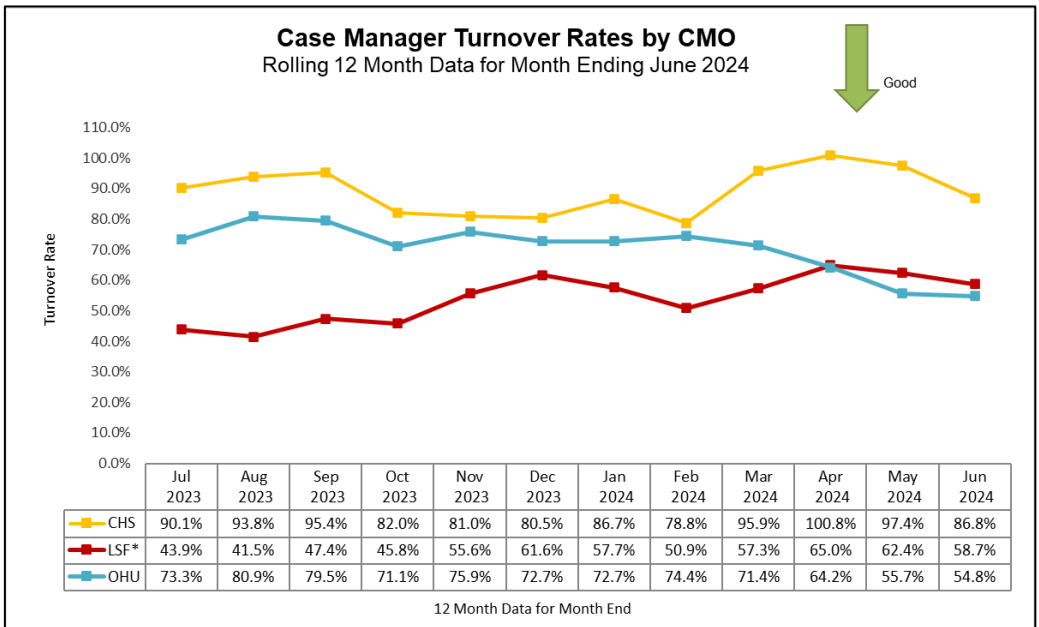
Percent of Case Managers That Are at or Under the National Caseload Standard of 15			
CMO	# Case Managers w/ Primary Caseload	# with Caseload at 15 or lower	Percent at 15 or lower
CHS	16	0	0.0%
LSF	29	8	27.6%
OHU	25	3	12.0%
NTF	7	7	100.0%
HFC	77	18	23.4%

\* Data Excludes Unit Supervisors, FTC Facilitators & Resigned CMs Count

## Case Management Organization Turnover

12 Month Case Manager Turnover Rates by Agency

Employee Turnover Rates By CMO 12 Month Data for Month Ended June 2024		
CMO	Case Manager	Case Manager Supervisor
CHS	86.8%	23.5%
LSF*	58.7%	7.7%
OHU	54.8%	26.1%



# Caseload Census by Case Manager and Organization

Data as of 07/21/2024

Caseload of 1 - 5 Children (+2)		
CMO	Case Workers	#
NTF	Tetreault, Taylor	5
LSF	Durant, Paris	5
OHU	Colon, Lisette	3
OHU	Gadson, Berlendah	2

Caseload of 16 - 24 Children (+5)		
CMO	Case Workers	#
OHU	Garcia, Anakeidie	24
LSF	Pena, Yulissa	24
OHU	Young, Vanessa	24
LSF	Bickel, Sherry	23
LSF	Renfro, Andrew	23
LSF	Willingham, Jadashia	23
CHS	Hiers, Katherine	22
LSF	Pierce, Pamela	22
LSF	Diamond, Savannah	22
LSF	Coleman, Tangela	22
CHS	Covington, Walter	22
LSF	Lynch, Rodina	22
CHS	Lopez, Lena	21
LSF	Williams, Careatha	21
LSF	Ellis, Darren	21
LSF	Franklin, Yoshika	21
LSF	Escartin Vega, Kathia	21
LSF	Brown, Desiree	21
LSF	Blocker, Amanda	21
LSF	Cruz, Veronica	20
CHS	Standen, Brayden	20
LSF	Blackwood, Sandra	19
LSF	Morris, Alundrea	19
LSF	Pamphile, Emmanuella	18
LSF	Lott, Carla	18
CHS	Fort, Angela	17
OHU	Beach-Solmo, Amber	16
OHU	Shay, Ryan	16
LSF	Bon-Fiol, Nikol	16

Caseload of 25 - 29 Children (-2)		
CMO	Case Workers	#
CHS	Sisk, Sarah	29
OHU	Pizarro, Frances	29
OHU	Dedrick, Dawn	29
CHS	James, Aleah	29
OHU	Cleveland, Tammy	28
CHS	Knowlton, Sera	28
OHU	Sausaman, Allison	27
OHU	Thompson, Wyshana	27
OHU	Valencia, Alejandro	26
OHU	Cherident, Camy	25
OHU	Brutus, Marie	25
LSF	Ramnaugh, Shan	25
OHU	Isaacs, August	25

Unit Supervisors Carrying Cases (-1)		
CMO	Case Workers	#
OHU	Beach-Solmo, Amber	3
CHS	Cortes, Jennifer	2
OHU	Gadson, Berlendah	2
OHU	Colon, Lisette	2

Caseload of 6 - 15 Children (-1)		
CMO	Case Workers	#
NTF	Bates, Brittany	11
NTF	Cruz, Ana	10
NTF	Mattison, Sharon	10
LSF	Bean, Jonesha	9
NTF	Jones, Gwendolyn	9
OHU*	Distler, Rebecca	8
LSF	Hockenberry, Matthew	8
NTF	Wolf, Lauren	8
LSF	Townes, Rachel	8
LSF	Koons, Brittney	8
LSF	Linen, Fawn	7
NTF	Conklin, Danielelle	7
LSF	Malave, Luis	7
LSF	Thomas, Tracy	7

Caseload of 30+ Children		
CMO	Case Workers	#
OHU*	Fuentes, Norma	50
OHU*	Villegas, Anna	47
OHU*	Simmons, Shannon	46
OHU*	Smith, Lorie	45
OHU*	Bailon, Margarita	43
CHS	Bruce, Kortney	36
CHS	Kaina, Kelly	36
CHS	Angulo, Kayla	35
CHS	Mcphail, Allissa	33
OHU	Mcgahee, Timika	32
OHU	Bello, Bianca	32
CHS	Bain, Claire	32
OHU	Kohn, Ludessa	30
CHS	Beasley, Charlita	30
CHS	Rodgers, Aleah-Faith	30
CHS	Meola, Laura	30
OHU	Johnson, Randi	30

Circuit 10 Children Active by Assignment Role for CMO TAYS, FTC and Adoption Workers				
Data as of 07/21/24				
Case Worker	Pri.	Sec.	OOC	Grand Total
Nieves, Carlos	24	1	0	25
Humber, John	10	68	0	78
<b>TAYS - CHS</b>	<b>34</b>	<b>69</b>	<b>0</b>	<b>103</b>
Cruz, Cheyleen	1	0	0	1
<b>FTC - CHS</b>	<b>1</b>	<b>0</b>	<b>0</b>	<b>1</b>
Cortes, Jennifer	2	36	0	38
Dawes, Dominique	14	7	0	21
Whiting, Kari	13	5	0	18
<b>Adoptions - CHS</b>	<b>29</b>	<b>48</b>	<b>0</b>	<b>77</b>
Peralta, Joshua	30	0	0	30
Jones, Dane	1	47	0	48
<b>TAYS - LSF</b>	<b>31</b>	<b>47</b>	<b>0</b>	<b>78</b>
Collins, Sara	1	6	0	7
Hampton, Sharday	0	9	0	16
<b>Adoptions - LSF</b>	<b>1</b>	<b>15</b>	<b>0</b>	<b>16</b>
Metelus, Getro	2	19	1	36
Sandbrook, Mary	10	26	0	46
Vazquez, Roger	6	39	1	104
<b>TAYS - OHU</b>	<b>18</b>	<b>84</b>	<b>2</b>	<b>104</b>
Sherwood, Drake	0	1	0	1
<b>FTC - OHU</b>	<b>0</b>	<b>1</b>	<b>0</b>	<b>1</b>
Howe, Danielle	14	1	0	7
Nettles, Markisha	6	1	0	16
Southall, Akeva	16	0	0	6
Ventura, Armando	0	6	0	9
Brody, Jessica	9	0	0	0
<b>Adoptions - OHU</b>	<b>45</b>	<b>8</b>	<b>0</b>	<b>53</b>
<b>TAYS Total</b>	<b>83</b>	<b>200</b>	<b>2</b>	<b>285</b>
<b>FTC Total</b>	<b>1</b>	<b>1</b>	<b>0</b>	<b>2</b>
<b>Adoptions Total</b>	<b>75</b>	<b>71</b>	<b>0</b>	<b>146</b>

Pri. = Primary - Sec. = Secondary - OOC = Out of County  
Data Source: FSN Report - Children Active Receiving In-Home or Out-of-Home Services Daily Listing by District

\*These OHU case managers contain caseloads that are over 65% OCS cases. On average an OCS case compares to 1.54 regular cases (i.e., 20 OCS cases approx. equals 13 regular cases).

All CHS case managers are supported by Case-Aim support. On average a Case-Aim supported case compares to 1.33 regular cases (i.e., 20 cases with Case-Aim approx. equals 15 cases without Case-Aim support).

Red = Supervisors, FTC Facilitators & Resigned CMs carrying cases Orange = Terminated Workers Carrying Caseloads in FSN

# Healthcare Information

Data Entered Into FSFN for Children in Out-of-Home Care

Health Information in FSFN for Children in OHC as of 07/21/2024						
Agency	# of Children in OHC	% With a Medical Record in FSFN	% With Medical Service in last 12 Months	% With Dental Service in Last 7 months	% with Immunizations Up to Date	Overall Performance
CHS	359	99.7%	92.2%	93.8%	96.9%	94.3%
LSF	390	100.0%	97.4%	93.8%	99.0%	96.8%
OHU	387	99.7%	92.8%	79.2%	95.1%	89.0%
<b>HFC</b>	<b>1136</b>	<b>99.8%</b>	<b>94.2%</b>	<b>89.0%</b>	<b>97.0%</b>	<b>93.4%</b>

Source: FSFN report 1009 "Source: "Healthcare Service Information for OHC"

Health Information in FSFN as of 07/21/2024				
Agency	# of Missing Medical Records	# of Medical Appointments Needing Update	# of Dental Appointments Needing Update	# of Immunization Needing Update
CHS	1	28	16	11
LSF	0	10	16	4
OHU	1	28	53	19
<b>HFC</b>	<b>2</b>	<b>66</b>	<b>85</b>	<b>34</b>

Source: "Healthcare Service Information for OHC - Report 1009"

## Scorecard Measures 9 & 10 - Children Receiving Healthcare Services

SM 9 - Percent of children in out-of-home care who have received medical services in the last 12 months – Target = 95%

SM 10 - Percent of children in out-of-home care who have received dental services in the last 7 months – Target = 95%

Scorecard Measure #9 Children Receiving Medical Services Within Last 12 Mths Daily Snapshot as of 07/21/2024			
Agency	Appointment within last 12 mths	Total Children out-of-home care	Percent Medical Services Received
CHS	331	359	92.2%
LSF	380	390	97.4% ★
OHU	359	387	92.8%
<b>HFC Total</b>	<b>1070</b>	<b>1136</b>	<b>95.1% ★</b>
<b>Statewide</b>	<b>15,651</b>	<b>16,876</b>	<b>92.7%</b>

Source: FSFN report 1096 – Children in OHC Who Received Medical Services in the Last Twelve Months

Scorecard Measure #10 Children Receiving Dental Services Within Last 7 Mths Daily Snapshot as of 07/21/2024			
Agency	Appointment within last 7 mths	Total Children out-of-home care	Percent Dental Services Received
CHS	242	258	93.7%
LSF	244	260	93.8%
OHU	202	255	79.2%
<b>HFC Total</b>	<b>688</b>	<b>773</b>	<b>89.00%</b>
<b>Statewide</b>	<b>9,772</b>	<b>11,748</b>	<b>83.18%</b>

Source: FSFN report 1093 – Children in OHC Who Received Dental Services in the Last Seven Months

### Scorecard Measure 12 – Separated Siblings

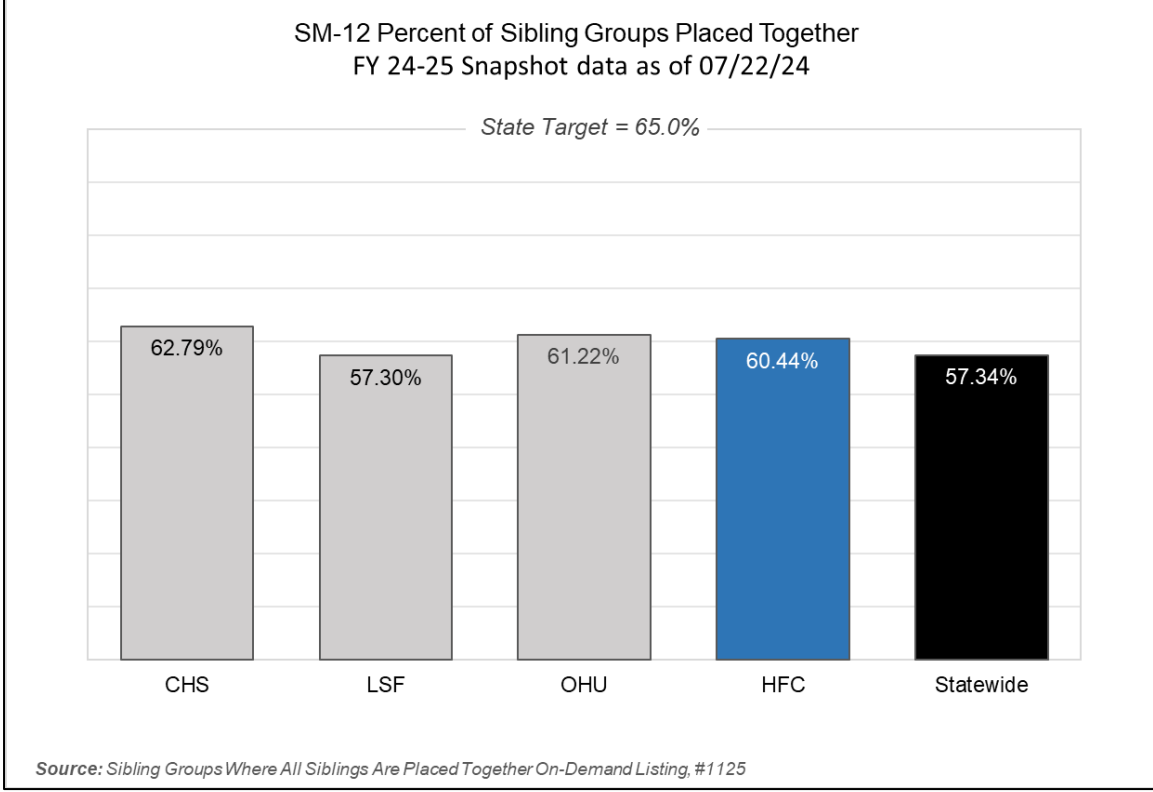
SM12 - Percentage of sibling groups in out-of-home care where all siblings are placed together – Target = 65.0%

**SM12 - Percent of Sibling Groups Placed Together**  
FY 24-25 Snapshot data as of July 22, 2024

Agency	Number of Cases w/ Siblings Together	Total Cases Sibling Groups	Percent of Siblings Placed Together
CHS	54	86	62.79%
LSF	51	89	57.30%
OHU	60	98	61.22%
<b>HFC</b>	<b>165</b>	<b>273</b>	<b>60.44%</b>
<b>Statewide</b>	<b>2,339</b>	<b>4,079</b>	<b>57.34%</b>

Source: Sibling Groups Where All Siblings Are Placed Together On-Demand Listing, #1125

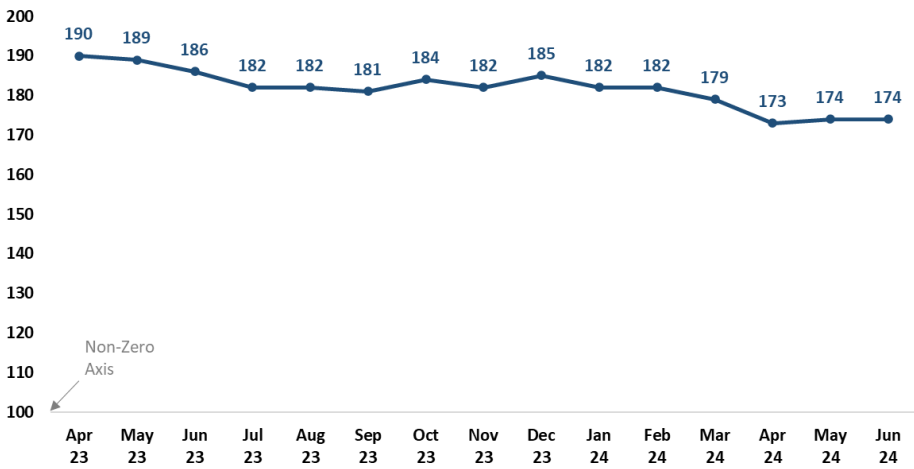
Number of sibling groups to achieve SM12 target – 28 Sibling Groups



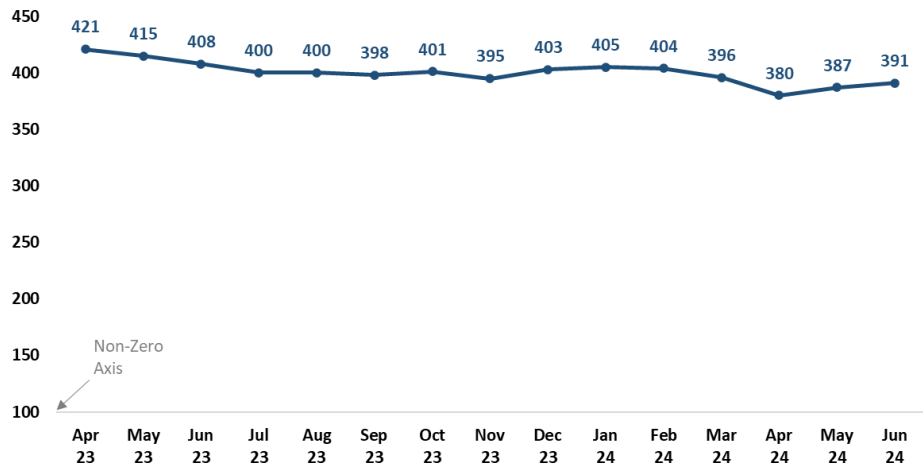
# Number of Foster Homes and Foster Bed Capacity

## Percent of Foster Home Utilization and Teen Placement in a Foster Home

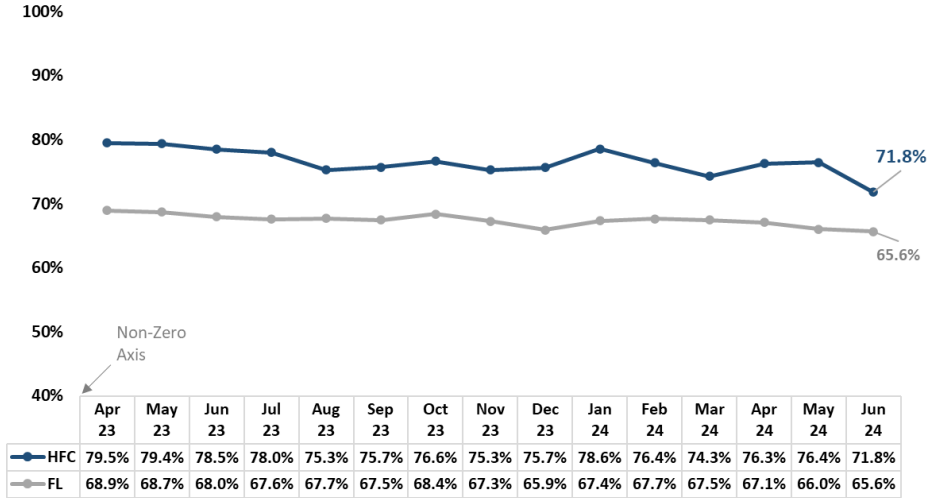
Heartland for Children  
Number of Foster *Homes* - Months End Snapshot  
Last 15 Months through June 2024



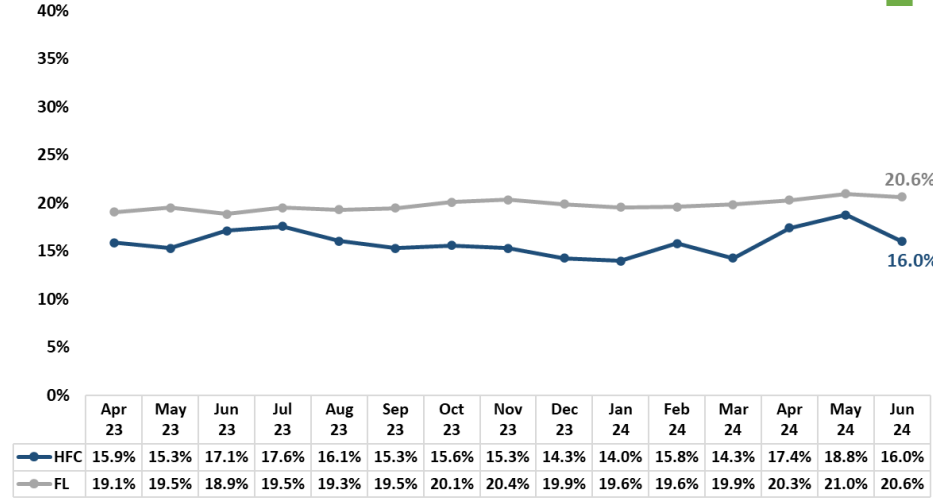
Heartland for Children  
Number of Foster *Beds* - Months End Snapshot  
Last 15 Months through June 2024



Heartland for Children  
Percent of Foster Homes Utilized (w/a Placement)  
Last 15 Months through June 2024



Heartland for Children  
Percent of Foster Homes w/a Teen Placement  
Last 15 Months through June 2024

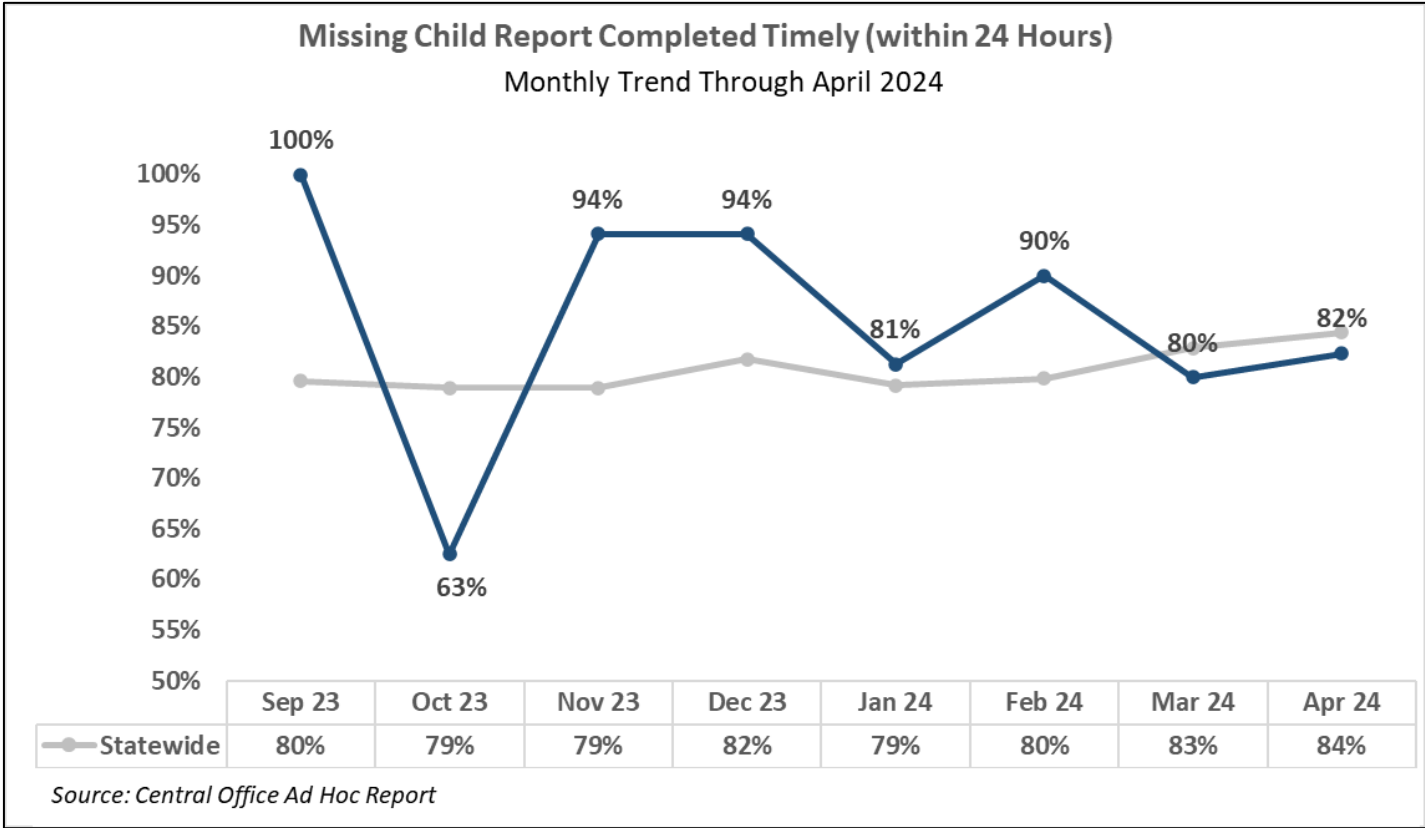


# Missing Children in Out of Home Care

Children currently missing or recovered while in OHC

Heartland for Children Children in OHC who are Missing or Now Recovered 7/21/2024					
	Current Missing	Late Reports	Late ATL	Recoveries	Late Debriefs
CHS	1	0	0	0	0
LSF	0	0	0	0	0
OHU	0	0	0	0	0
CPI	0	0	0	0	0
<b>Total</b>	<b>1</b>	<b>0</b>	<b>0</b>	<b>0</b>	<b>0</b>

Source: HFC MCR Tracking Log ATL = Attempts to Locate





# In-Home Safety Plan Management

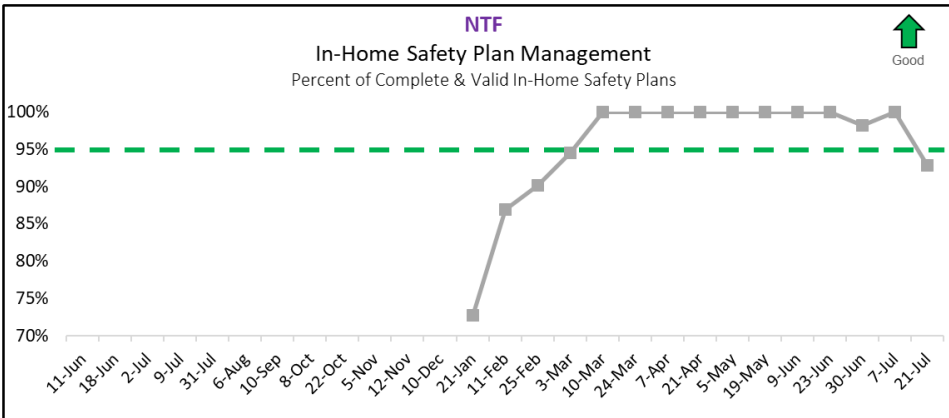
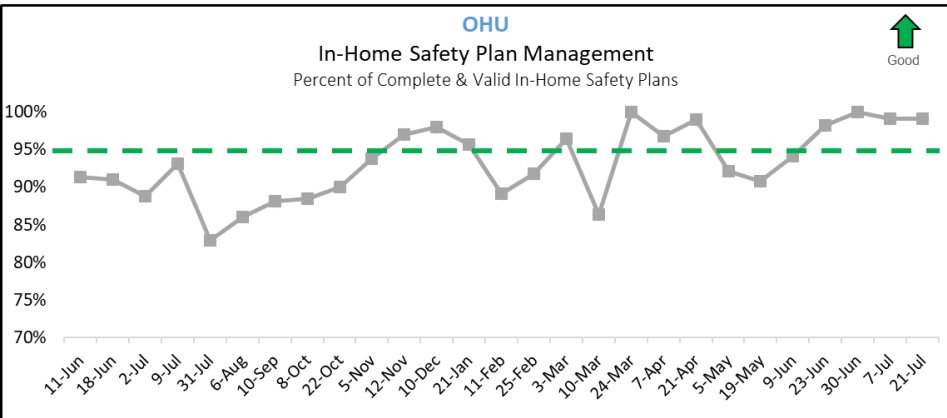
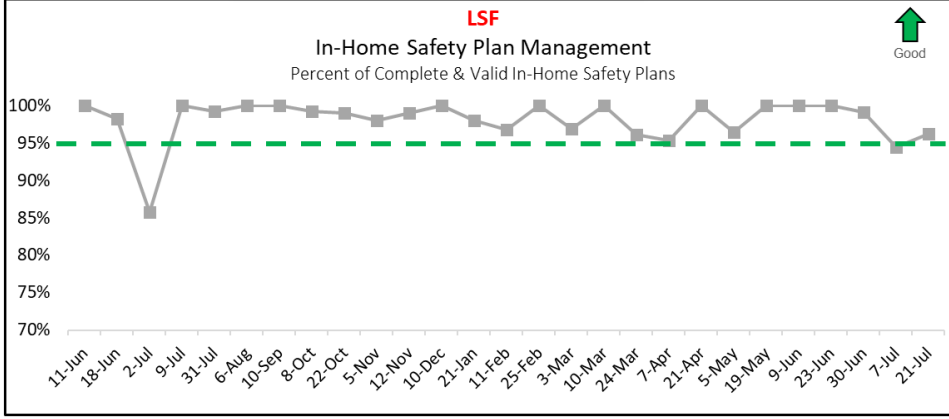
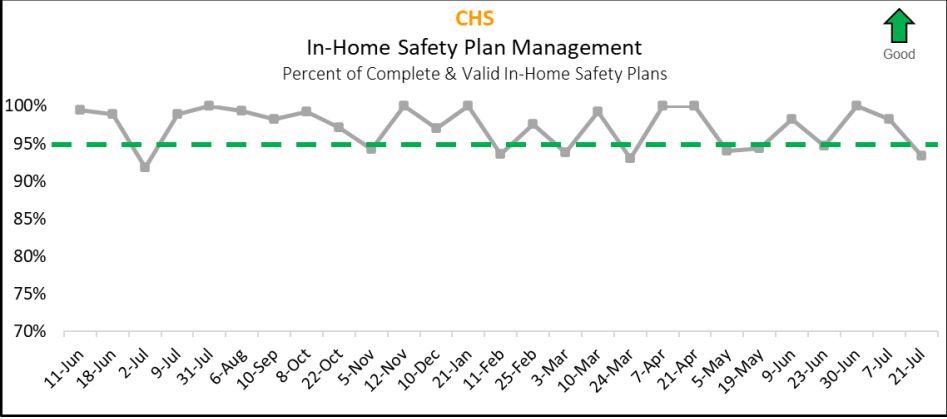
Percent of Completed In-Home Safety Plans under 180 Effective Days – Target: **95.0%**

In-Home Safety Plan Management				
Percent of <u>Completed</u> In-Home Safety Plans under 180 <u>Effective</u> Days				
Data as of 07/21/2024				
Agency	No -or- Expired Safety Plans	Complete & Valid Safety Plans	Total Required Safety Plans	Percentage Complete
CHS	8	112	120	93.3%
LSF	4	103	107	96.3%
OHU	1	106	107	99.1%
NTF	4	52	56	92.9%
<b>HFC Total*</b>	<b>17</b>	<b>373</b>	<b>390</b>	<b>95.64%</b>

Source Report: Case Management Safety Management Listing - OCWDRU Report #1301  
Target of 95%

Of the 373 completed safety plans, 72 will expire in the next 30 or 60 days			
Agency	Expires in 30 Days	Expires in 60 Days	Total
CHS	17	13	30
LSF	7	15	22
OHU	7	12	19
NTF	0	1	1
<b>HFC Total</b>	<b>31</b>	<b>41</b>	<b>72</b>

Source report 1301 'Case Management Safety Management Listing' - Data as of 07/21/2024



# Child Placement Agreement Errors

Active CPA's with errors and non-active CPA's needing closure.

## Child Placement Agreement Errors

Data as of 07/22/2024

*The 10 active CPA's with errors contain the 12 total errors.*

Agency	Total CPA's Needing Correction	Non-Active CPA's Needing Closure	Total Active CPA's not Completed	New CPA Needed	Need to Upload Signed Agreement	Need Supervisor Approval	No Provider Listed	Total Errors
CHS	7	1	6	5	1			6
LSF	3	1	2		2		1	3
OHU	2	0	2	2	1			3
<b>Total</b>	<b>12</b>	<b>2</b>	<b>10</b>	<b>7</b>	<b>4</b>	<b>0</b>	<b>1</b>	<b>12</b>

Source: FSFN - Child Placement Agreement Status for Children in Out-of-Home Care On-Demand Listing - OCWDRU Report #1256  
Criteria: Children with a CPA Effective Date.

## Percent of Children with an Active Completed CPA

Data as of 07/22/2024

Agency	Total Active CPA's	CPA's Fully Completed	% of Completed CPA's
CHS	35	29	83%
LSF	26	24	92%
OHU	9	7	78%
<b>Total</b>	<b>70</b>	<b>60</b>	<b>86%</b>

Source: FSFN - Child Placement Agreement Status - OCWDRU Report #1256  
Criteria: Children with an CPA Effective Date.

# Psychotropic Medications

Children with Psychotropic Medications Prescriptions

## Heartland For Children

### Number of Children in Out-of-Home Care with at Least one Psyc. Medication and Percent of Children w/ a Valid Consent

Data as of 07/21/2024

Agency	All Children in OHC	% of Children in OHC w/ Psyc Meds	All Children with Psyc Meds	# of children w/ a current parent or court order	% w/ a current parent or court order
CHS	375	9.6%	36	35	97.2%
LSF	405	9.4%	38	38	100.0%
OHU	392	8.4%	33	33	100.0%
HFC	1,172	9.1%	107	106	99.1%
DCF	0	0.0%	1	0	0.0%
<b>Statewide</b>	<b>18,026</b>	<b>14.0%</b>	<b>2,521</b>	<b>2,480</b>	<b>98.4%</b>

Source: Children in OHC with One or More Current Prescriptions for a Psychotropic Medication, Ages 0 to 17 - #1002

Source: Children and Young Adults in Out-of-Home Care or Receiving In-Home Services Listing - #1077

**Valid = Children with a parent consent and the parents are TPR'd are not considered valid consents**

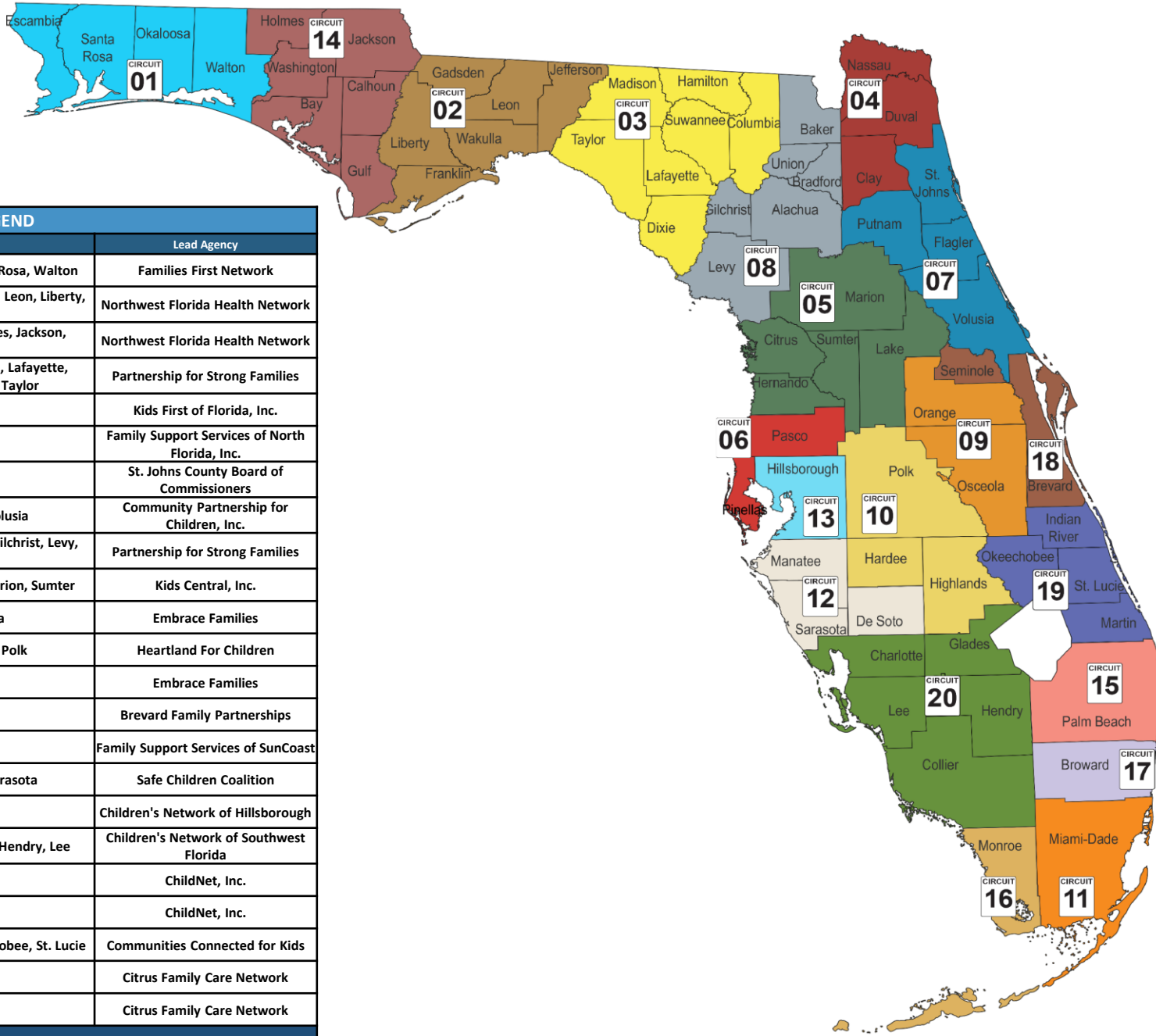
**Unified Home Studies – Approval Status**

Cases with a Pending or No UHS – 45+ Days Past Due; **Data-as-of: 07/22/2024**

<b>Relative / Non-Relative Unified Home Study Approval Status</b> 45 Days since Case Transfer - <b><u>Past Due</u></b>			
Agency	# of UHS	Status - Pending	Status - No UHS
CHS	2	1	1
LSF	1	0	1
OHU	4	2	2
<b>Total</b>	<b>7</b>	<b>3</b>	<b>4</b>



# Community Based Care Lead Agency Map



## LEGEND

Circuit	Region	Counties	Lead Agency
1	North West	Escambia, Okaloosa, Santa Rosa, Walton	Families First Network
2		Franklin, Gadsden, Jefferson, Leon, Liberty, Wakulla	Northwest Florida Health Network
14		Bay, Calhoun, Gulf, Holmes, Jackson, Washington	Northwest Florida Health Network
3	North East	Columbia, Dixie, Hamilton, Lafayette, Madison, Suwannee, Taylor	Partnership for Strong Families
4		Clay	Kids First of Florida, Inc.
4		Duval, Nassau	Family Support Services of North Florida, Inc.
7		St. Johns	St. Johns County Board of Commissioners
7		Flagler, Putnam, Volusia	Community Partnership for Children, Inc.
8		Alachua, Baker, Bradford, Gilchrist, Levy, Union	Partnership for Strong Families
5	Central	Citrus, Hernando, Lake, Marion, Sumter	Kids Central, Inc.
9		Orange, Osceola	Embrace Families
10		Hardee, Highlands, Polk	Heartland For Children
18		Seminole	Embrace Families
18		Brevard	Brevard Family Partnerships
6	Sun Coast	Pasco, Pinellas	Family Support Services of SunCoast
12		DeSoto, Manatee, Sarasota	Safe Children Coalition
13		Hillsborough	Children's Network of Hillsborough
20		Charlotte, Collier, Glades, Hendry, Lee	Children's Network of Southwest Florida
15	South East	Palm Beach	ChildNet, Inc.
17		Broward	ChildNet, Inc.
19		Indian River, Martin, Okeechobee, St. Lucie	Communities Connected for Kids
11	Southern	Miami-Dade	Citrus Family Care Network
16		Monroe	Citrus Family Care Network

## AWARENESS FOR JULY

- July 4 - Independence Day
- July 27 – Back to School Bash for Kids in Care

## HEALTH RESOURCES

For more COVID information specific to Florida, go to [floridahealthcovid19.gov](https://floridahealthcovid19.gov)

Call Center is available 24/7  
(866) 779-6121 or email  
[COVID-19@flhealth.gov](mailto:COVID-19@flhealth.gov).

For more vaccine information go to  
<https://floridahealthcovid19.gov/covid-19-vaccines-in-florida/>

## SAFETY RESOURCES

### Internet Safety and Tips

- [Information, Advice and Support to Keep Children Safe Online \(internetmatters.org\)](#)
- [NetSmartz Home \(missingkids.org\)](#)

### Safe Sleep

- [www.ounce.org/safe\\_sleep.html](http://www.ounce.org/safe_sleep.html)

### Swim Safety Tips

- Pool Party Water Safety Tips: [bit.ly/41UoFcY](https://bit.ly/41UoFcY)
- Water Safety Tips: [ounce.org/water\\_safety.html](http://ounce.org/water_safety.html)
- [nhtsa.gov/campaign/heatstroke](https://nhtsa.gov/campaign/heatstroke)

## COMMUNITY RESOURCES

### Circuit 10 Summertime Fun and Resource Guide

Find summer camps, activity inspiration and other resources for Polk, Highlands and Hardee Counties.

<https://tinyurl.com/HFCsummerguide>

### Polk Plays

- Does your child use a school readiness voucher through the Early Learning Coalition of Polk County?
- Are you a Polk County resident with an EBT SNAP card?

If you answer yes to EITHER of these questions, you can receive a FREE one-year membership to Florida Children's Museum. Membership includes all members of your household. Learn more and sign up at [polkplays.org](https://polkplays.org)

### Summer Camp Guide

[lakelandmom.com/summer-camp-directory/](https://lakelandmom.com/summer-camp-directory/)

### Free Books for Children 0-5

[uwcf.org/dolly-partons-imagination-library/](https://uwcf.org/dolly-partons-imagination-library/)

### United Way's 211

Call 211 or visit 211.org  
Getting free confidential help for needs such as food, housing, employment, utilities, mental health and much more is just a text, call, or click away.

### ECHO Ministries

Help provide tangible needs to children in foster, adoptive, relative and non-relative care.

To Donate: ECHO Distribution Center every Wednesday from 9AM-12PM at 3625 Century Blvd Unit 1A, Lakeland, FL.

<https://www.echoministriesflorida.net/>

### Find Help (Previously Aunt Bertha)

<https://www.findhelp.org/>  
Find local resources for food, health, housing, employment programs & other community resources in seconds.

### HOPE FLORIDA A PATHWAY TO PROSPERITY Call 850-300-HOPE

[myflfamilies.com/services/hope-florida](https://myflfamilies.com/services/hope-florida)

Services offered by Hope Navigators:

- Identifying goals and barriers
- Referrals to local, community-based partners
- One-on-one support to develop a plan to achieve economic-self sufficiency

### Autism/ASD Support Group

Last Friday of each month 10AM-11:30AM

At Bonnet Springs Park in Lakeland  
Childcare will be provided.

Please call (813) 455-2846 or  
email [Efigueroa2@usf.edu](mailto:Efigueroa2@usf.edu) to register.

### Circuit 10 Children's Mental & Behavioral Health Resources

<https://sites.google.com/view/floridac10/mhbhresources/home>

On this site you will find:

- Heartland for Children's Parent Portal
- MyFloridaMyFamily Community Services
- Florida Mobile Response Team- 24/7 Crisis Assistance
- Florida Statewide Medicaid Managed Care
- Florida Association of Christian Child Caring Agencies
- Florida Network Short-term Residential Programs
- Center for Autism Related Disabilities (CARD)
- National Alliance on Mental Illness
- Post Adoption Support
- Zebra Coalition
- Central FL Behavioral Health Network
- Hope Florida – A Pathway to Prosperity

### Food Distribution Schedule

Polk, Highlands and Hardee Counties Food Distribution Sites

[uwcf.org/initiatives/endhunger/schedule/](https://uwcf.org/initiatives/endhunger/schedule/)

### Healthy Families Florida

Family support and coaching program that helps parents provide the safe and stable environments children need for healthy growth and development.

[healthyfamiliesfla.org/programs\\_map.html](https://healthyfamiliesfla.org/programs_map.html)

### Domestic Violence Services

Peace River Center's Domestic Violence Program provides free, confidential services for individuals affected by domestic violence, sexual assault and human trafficking crimes, their family members and friends in Polk, Hardee and Highlands counties.

### 24-Hour Domestic Violence Crisis Lines

**Hardee/Highlands** 863.386.1167

**Polk** 863.413.2700

**Victim Services Office Line 863.413.2708**

**Victim Services – Polk County** 1860 South Crystal Lake Drive, Lakeland, FL 33801

**Victim Services – Hardee/Highlands Counties**

1570 Lakeview Drive, Sebring, FL 33870

## HFC EVENTS

### Foster Care Info Night

Tuesday, July 2nd at 6:30PM

Virtual via Zoom

Register: 863-519-8900 x 289

### Back to School Bash for Kids in Care

Saturday, July 27 from 10AM-1PM

Heartland Youth Village

3350 E State Rd 60, Bartow, FL 33830

Space is limited to the first 350 people to register. Register here by 7/19:

<https://form.jotform.com/241284968552063>

### HFC's "Let's Talk About it" Podcast

where we provide education and resources for family matters in Polk, Highlands and Hardee Counties

[Apple Podcasts](#) / [Anchor](#) / [Spotify](#) / [YouTube](#)

## POLK COUNTY

### Free Trainings for Parents & Teachers

Early Learning Coalition of Polk County is hosting classes in multiple locations providing tools and resources and food. Space is limited. Register here: <https://bit.ly/3AJgNz3>

### Peer Recovery Center

Center for Behavioral Health Annex  
1501 1<sup>st</sup> Street South, Winter Haven, FL 33880  
Hours: Monday – Friday from 9AM-3PM  
The center is a place for adults with a mental health diagnosis to receive education, support, resources and socialization.  
Contact: (863) 293-1121 x 205789 for more info

### Florida Children Museum

400 Bonnet Springs Blvd.  
Lakeland, FL 33815  
Contact: (863) 687-3869  
<https://explorefcm.org>

### Carol Jenkin Barnett United Way Resource Center

Offers weekly classes for children from infants through age 5 where parents and children will learn and socialize as they participate in fun, stimulating, developmental activities. These classes are FREE and a great opportunity to meet other moms and caregivers.

- Breast Feeding Support Group
- Autism/ASD Support Group
- Child Development Classes
- Free Tax Prep
- Healthcare Navigator
- Free Child Development Screenings (1<sup>st</sup> Wednesday and 3<sup>rd</sup> Monday each month)
- Infant Massage Classes

Location: 400 Bonnet Springs Blvd. Lakeland, FL 33815  
<https://uwcf.org/resourcecenter/>

## HIGHLANDS COUNTY

### Swimming Lessons at YMCA

<http://www.highlandsymca.org/aquatics.htm>

### Champion for Children

Provides child abuse and neglect prevention programs and early-intervention services to children and families in Highlands County.

Contact for more info about the documentary **RESILIENCE: The Biology of Stress and the Science of Hope** which talks about the connection between trauma and health.

Office: (863) 382-2905  
<https://www.championforchildren.org/>

### Children's Museum of the Highlands

Hands on Learning for Ages 1-12  
Cost: \$8/per person (ages 1+) for all day play.  
219 N Ridgewood Dr. Sebring, Florida  
(863) 451-5385 (contact museum for updated hours)

### Preservers of Life

Highlands County Community Nursing Organization  
This organization provides prevention healthcare and helps businesses and individuals integrate holistic health and wellness practices.

Kasey Pacheco, Community Nurse Collaborator  
[Kasey@preserversoflife.com](mailto:Kasey@preserversoflife.com) | (863) 420-5255

### FREE GED Prep & ESOL Classes

South Florida State College is offering free classes for adults in Highlands and Hardee Counties to improve adult literacy.  
Contact: Sari Crews  
863-784-7473 | [sari.crews@southflorida.edu](mailto:sari.crews@southflorida.edu)  
<https://www.southflorida.edu/future-students/general-educational-development-program-ged>

## HARDEE COUNTY

### Hardee County Swimming Resources

[Swim Lessons | Florida Department of Health in Hardee \(floridahealth.gov\)](#)

### Hardee Help Center

A Christ-centered community service organization bringing hope & healing to Hardee County families in difficult seasons of life.  
713 E Bay Street Wauchula, FL 33873  
Contact: [info@hardeehelpcenter.com](mailto:info@hardeehelpcenter.com) | 863-773-0034

### Visit Hardee

Website for upcoming events, community updates and resources: <https://www.visithardee.com/events>

### FREE GED Prep & ESOL Classes

South Florida State College is offering free classes for adults in Highlands and Hardee Counties to improve adult literacy.  
Contact: Sari Crews  
863-784-7473 | [sari.crews@southflorida.edu](mailto:sari.crews@southflorida.edu)  
<https://www.southflorida.edu/future-students/general-educational-development-program-ged>



For additional resources and county events, check out our most recent Parent's Corner Newsletter.